

12,000,000 Shares



Ordinary Shares

The selling shareholders identified in this prospectus are selling 12,000,000 of our ordinary shares.

We will not receive any proceeds from the sale of our ordinary shares by the selling shareholders.

Our ordinary shares are listed on The Nasdaq Global Select Market ("Nasdaq") under the symbol "GLBE." On September 9, 2021, the last reported per share sale price of our ordinary shares on Nasdaq was \$64.50.

We are both an "emerging growth company" and a "foreign private issuer" as defined under the U.S. federal securities laws and, as such, have elected to comply with certain reduced public company reporting requirements. See "Summary—Implications of Being an Emerging Growth Company and a Foreign Private Issuer."

	Per Ordinary Share	Total
Public offering price	\$ 64.00	\$ 768,000,000
Underwriting discounts and commissions(1)	\$ 1.92	\$ 23,040,000
Proceeds to the selling shareholders (before expenses)	\$ 62.08	\$ 744,960,000

(1) We have agreed to reimburse the underwriters for certain expenses in connection with this offering. See "Underwriting" for additional information regarding underwriter compensation.

The selling shareholders have granted the underwriters an option to purchase up to 1,800,000 additional ordinary shares at the public offering price, less the underwriting discount, within 30 days from the date of this prospectus.

Investing in our ordinary shares involves risks. See "[Risk Factors](#)" beginning on page 14 to read about factors you should consider before buying any of our ordinary shares.

Neither the Securities and Exchange Commission nor any state securities commission has approved or disapproved of these securities or determined if this prospectus is truthful or complete. Any representation to the contrary is a criminal offense.

The underwriters expect to deliver the ordinary shares to purchasers on or about September 14, 2021.

Goldman Sachs & Co. LLC

Piper Sandler

JMP Securities

Morgan Stanley

KeyBanc Capital Markets

Jefferies

Needham & Company

BofA Securities

Raymond James



Prospectus dated September 9, 2021



OUR MISSION

Making global e-commerce
“BORDER AGNOSTIC”

Go Global. Be Local.



Smart and seamless **cross-border e-commerce platform** providing a localized experience for merchants and shoppers

Increased Conversion,
Reduced Complexity



Localized, Seamless Shopping Experience



Local messaging per market
25+ languages



Local pricing
100+ currencies



Local payment methods
150+ payment methods



Local import D&T calculated and guaranteed
170+ markets



Multiple shipping options
20+ providers



Easy local **returns**



Payment fraud management
Zero risk



Local market know-how and insights
Act local

TABLE OF CONTENTS

About This Prospectus	iii
Basis of Presentation	iii
Market and Industry Data	iii
Trademarks	iv
Summary	1
Risk Factors	14
Special Note Regarding Forward-Looking Statements	56
Use of Proceeds	58
Dividend Policy	59
Capitalization	60
Selected Consolidated Financial Data	61
Management's Discussion and Analysis of Financial Condition and Results of Operations	63
Business	85
Management	109
Principal and Selling Shareholders	133
Certain Relationships and Related Party Transactions	135
Description of Share Capital and Articles of Association	138
Shares Eligible for Future Sale	146
Taxation	149
Underwriting	157
Expenses of the Offering	163
Legal Matters	164
Experts	165
Enforceability of Civil Liabilities	166
Where You Can Find Additional Information	168
Index to Consolidated Financial Statements	F-1

Neither we, the selling shareholders nor the underwriters have authorized anyone to provide information different from that contained in this prospectus, any amendment or supplement to this prospectus or in any free writing prospectus prepared by us or on our behalf. Neither we, the selling shareholders nor the underwriters take any responsibility for, and neither we, the selling shareholders nor the underwriters can provide any assurance as to the reliability of, any information other than the information in this prospectus and any free writing prospectus prepared by us or on our behalf. Neither the delivery of this prospectus nor the sale of our ordinary shares means that information contained in this prospectus is correct after the date of this prospectus. This prospectus is not an offer to sell or the solicitation of an offer to buy these ordinary shares in any circumstances under which such offer or solicitation is unlawful.

For investors outside the United States: Neither we, the selling shareholders nor any of the underwriters have taken any action that would permit this offering or possession or distribution of this prospectus in any jurisdiction where action for that purpose is required, other than in the United States. You are required to inform yourselves about and to observe any restrictions relating to this offering and the distribution of this prospectus.

ABOUT THIS PROSPECTUS

As used in this prospectus, except where the context otherwise requires or where otherwise indicated, references to “Global-e,” the “Company,” “we,” “us,” “our,” “our company” and similar references refer to Global-E Online Ltd., together with its consolidated subsidiaries as a consolidated entity.

BASIS OF PRESENTATION

Our financial statements have been prepared in accordance with generally accepted accounting principles in the United States (“GAAP”). We present our consolidated financial statements in U.S. dollars.

Our fiscal year ends on December 31 of each year.

Certain monetary amounts, percentages and other figures included elsewhere in this prospectus have been subject to rounding adjustments. Accordingly, figures shown as totals in certain tables or charts may not be the arithmetic aggregation of the figures that precede them, and figures expressed as percentages in the text may not total 100% or, as applicable, when aggregated may not be the arithmetic aggregation of the percentages that precede them.

Throughout this prospectus, we provide a number of key performance indicators used by our management and often used by others in our industry. These and other key performance indicators are discussed in more detail in the section entitled “Management’s Discussion and Analysis of Financial Condition and Results of Operations—Key Performance Indicators and Other Operating Metrics.” We define these key performance indicators as follows:

- “Gross Merchandise Value” or “GMV” is defined as the combined amount we collect from the shopper and the merchant for all components of a given transaction, including products, duties and taxes and shipping;
- “Adjusted EBITDA” is defined as operating profit (loss) adjusted for depreciation and amortization and stock-based compensation expense; and
- “Net Dollar Retention Rate” for a given period is calculated by dividing the GMV in that period by the GMV in the comparable period in the prior year, in each case, from merchants that processed transactions on our platform in the earlier of the two periods.

MARKET AND INDUSTRY DATA

Unless otherwise indicated, information in this prospectus concerning economic conditions, our industry, our markets and our competitive position is based on a variety of sources, including reports by Accenture (Cross Border the Disruptive Frontier – Accenture Post and Parcel Industry Research (2019)), eMarketer (Global Ecommerce 2020 (Ecommerce Decelerates Amid Global Retail Contraction but Remains a Bright Spot)) and (Chart: US D2C Digital Buyers, 2017-2021), Forrester Analytics (Online Cross-Border Retail Forecast 2018 to 2023 (Global) (2019)), PricewaterhouseCoopers LLC (The Consumer Transformed – Global Consumer Insights Survey 2020), 5W Public Relations (5WPR 2020 Consumer Culture Report) and U.S. Department of Commerce (Quarterly Retail E-Commerce Sales 2nd Quarter 2020), information from independent industry analysts and publications, as well as our own estimates and research.

Our estimates are derived from publicly available information released by third-party sources, as well as data from our internal research, which we believe to be reasonable. None of the independent industry publications used in this prospectus were prepared on our behalf.

[Table of Contents](#)

Certain estimates of market opportunity and forecasts of market growth included in this prospectus may prove to be inaccurate. The market for e-commerce solutions is relatively new and will experience changes over time. E-commerce market estimates and growth forecasts, whether obtained from third-party sources or developed internally, are uncertain and based on assumptions and estimates that may prove to be inaccurate. The estimates and forecasts in this prospectus relating to the size of our target market, market demand and adoption, capacity to address this demand and pricing may prove to be inaccurate. The addressable market we estimate may not materialize for many years, if ever, and even if the markets in which we compete meet the size estimates in this prospectus, our business could fail to grow at similar rates, if at all.

TRADEMARKS

We or our licensors have proprietary rights to trademarks used in this prospectus. Solely for convenience, trademarks and trade names referred to in this prospectus may appear without the “®” or “™” symbols, but such references are not intended to indicate, in any way, that we will not assert, to the fullest extent possible under applicable law, our rights or the rights of the applicable licensor to these trademarks and trade names. We do not intend our use or display of other companies’ trademarks, trade names or service marks to imply a relationship with, or endorsement or sponsorship of us by, any other companies. Each trademark, trade name or service mark of any other company appearing in this prospectus is the property of its respective holder.

SUMMARY

This summary highlights selected information contained elsewhere in this prospectus. This summary does not contain all the information that you should consider before deciding to invest in our ordinary shares. You should read the entire prospectus carefully, including the “Risk Factors,” “Business,” and “Management’s Discussion and Analysis of Financial Condition and Results of Operations” sections and our consolidated financial statements and notes to those consolidated financial statements before making an investment decision.

Our Mission

Global-e’s mission is to make global e-commerce “border-agnostic” – Go global. Be local.

Business Overview

We have built the world’s leading platform to enable and accelerate global, direct-to-consumer (“D2C”) cross-border e-commerce.

Our platform was purpose-built for international shoppers to buy seamlessly online and for merchants to sell from, and to, anywhere in the world – in short, to “go global.” At the same time, to “be local” reflects the localization of the shopper’s experience and our effort to make international transactions as seamless as domestic ones.

We increase the conversion of international traffic into sales by removing much of the complexity associated with international e-commerce. Our platform provides a mission-critical, integrated solution that creates a localized and frictionless shopper experience and is simple to manage, flexible to adjust and smart in its local market insights and best practices. The vast capabilities of our end-to-end platform include interaction with shoppers in their native languages, market-adjusted pricing, payment options tailored to local market preferences, compliance with local consumer regulations and requirements such as customs duties and taxes, shipping services, after-sales support and returns management. These elements are unified under the Global-e platform to enhance the shopper experience and enable merchants to capture the cross-border opportunity.

We operate at the forefront of global e-commerce, which is being transformed by technology, internet adoption and the rise of social networks connecting the world. Shopper buying habits are rapidly shifting online, as shoppers expect to be able to purchase any product online – from anywhere in the world. Trends and consumer tastes are becoming increasingly global, driving the expansion of cross-border e-commerce, but the preference remains for an intuitive online shopping experience that feels local. In parallel, the rapid growth in e-commerce has created an opportunity for merchants to build and strengthen a direct relationship with the shopper. Solutions that enable D2C sales have become a strategic priority for brands and retailers as they seek to take advantage of these e-commerce trends, gaining ownership and knowledge of their international shoppers.

Our comprehensive platform creates differentiated benefits for both shoppers and merchants. Shoppers seek competitive, localized and transparent pricing, a seamless and secure order and delivery process, and a painless returns and refunding process. We address these needs through a fully localized experience that removes many of the barriers shoppers face when purchasing from merchants internationally. We integrate with, and enhance the online stores of merchants and localize their shoppers’ experience based on the country from which they shop. We support local messaging in

over 25 languages, purchases in more than 100 currencies by over 150 payment methods and a multitude of competitively-priced shipping options. Shoppers enjoy a fully-guaranteed landed price quote, which includes shipping costs, import duties and tax charges, as well as post-sale services, including multi-lingual customer service and a managed returns service. The enhanced shopper experience we enable typically results in improved sales conversion of merchants' international traffic, thereby increasing their cross-border revenues. We have seen merchants experience significant uplift (often exceeding 60%) in international traffic conversion after beginning to use our platform.

For merchants, our platform also removes much of the complexity that is associated with cross-border e-commerce. Sales are reconciled and paid for locally and in the currency of the merchant's domicile. We handle import duties calculation and collection, foreign sales tax remittance as well as tax recovery for returned goods in line with market regulations. We also displace certain fraud and foreign exchange risks that would otherwise be borne by merchants. We allow merchants to expand and scale their cross-border operations rapidly and efficiently, enabling a quick go-to-market with limited investment. As of June 30, 2021, we have more than 520 merchants on our platform across diversified verticals and ranging from small, emerging brands to globally-recognized retailers.

The scale and sophistication of our platform rely on the data and insights we have accumulated since our founding more than seven years ago. We refer to the application of our data as "Smart Insights" – country-, price-point- and vertical-specific lessons learned about shopper behavior. These insights are expanded every time a potential shopper enters a merchant's online store – which occurs hundreds of millions of times each year – allowing us to gather additional data points along the purchasing journey. We believe that by leveraging our Smart Insights, merchants can provide highly-optimized experiences for shoppers on a per-market, per-vertical and per-price point basis, driving increased sales conversion and revenues. By providing a superior and seamless shopper experience and empowering merchants to capture the global e-commerce opportunity, we believe that we drive more transactions and thereby accumulate more data, which in turn increases the quality and depth of our Smart Insights. This creates strong flywheel effects that further power our business and that of our merchants.

The merchants' success is our success, and we aspire to become their trusted partner for international sales. The better the outcomes for merchants and the more revenue and growth they achieve, the greater our own revenue and growth. We believe this alignment of interests with merchants is core to our long-term success. This is evidenced by our Gross Dollar Retention Rate, which has typically been over 98% since 2018, and our Net Dollar Retention Rate, which has typically been over 140% during the same period. These retention rates demonstrate both the strong retention we enjoy among our merchants and the strong growth of GMV from merchants that use our platform.

Since launching our platform in 2013, our business has experienced rapid growth. Our GMV amounted to \$211 million, \$382 million and \$774 million in the years ended December 31, 2018, 2019 and 2020, respectively, representing an increase of 81% and 103% in the years ended December 31, 2019 and 2020, respectively. For the six months ended June 30, 2021, our GMV amounted to \$592.8 million, representing a 110.6% increase from the \$281.4 million for the six months ended June 30, 2020. Our revenues were \$38.6 million, \$65.9 million and \$136.4 million in the years ended December 31, 2018, 2019 and 2020, respectively, representing an increase of 70.4% and 107.1% in the years ended December 31, 2019 and 2020, respectively. For the six months ended June 30, 2021, we generated \$103.4 million in revenue, representing a 109% increase from \$49.5 million for the six months ended June 30, 2020. We incurred net losses of \$11.6 million and \$7.5 million in the years ended December 31, 2018 and 2019, respectively, representing a decrease in net losses of 35% in the

year ended December 31, 2019, and realized net income of \$3.9 million in the year ended December 31, 2020. For the six months ended June 30, 2021, we incurred a net loss of \$24.0 million, representing a 1,337% increase in net losses from a net loss of \$1.7 million for the six months ended June 30, 2020, attributable to increase in sales and marketing expenses as a result of an amortization expense of \$25.5 million related to the Shopify warrants. Our operating efficiency and growing economies of scale have allowed our gross profit growth rates to outpace those of our revenue growth. Our gross profit increased by 117% and 133% in the years ended December 31, 2019 and 2020, respectively, and by 133% in the six months ended June 30, 2021 compared to the same period in the prior year. Our gross margin has steadily improved from 22.2% in 2018 to 28.3% in 2019 and to 31.9% in 2020, and reached 34.8% for the six months ended June 30, 2021.

Our Opportunity

A number of industry trends are reshaping the business environment in which we operate, leading to what we believe is a significant opportunity:

- Accelerated shift towards e-commerce, with growth in online sales outpacing that of traditional retail;
- Cross-border e-commerce growing faster than domestic e-commerce, propelled by the rise of social media;
- Merchants' strategic focus on D2C sales, maintaining and strengthening the relationship with shoppers worldwide;
- Complexity and limitations of a "do-it-yourself" cross-border strategy, which is typically expensive, time-intensive, inflexible and difficult to scale and maintain; and
- COVID-19 tailwinds which have accelerated existing trends of shoppers moving online and merchants prioritizing digital channels these trends are expected to continue post-pandemic.

As a result of these and other market factors, cross-border e-commerce transactions are expected to continue to grow. Forrester expects that by 2023, the cross-border e-commerce market will reach \$736 billion.

Our Solution

We believe that our solution creates unique benefits for shoppers while at the same time serving the end-to-end needs of the merchants.

For Shoppers

We offer an intuitive and frictionless shopper journey, through various features which include the following:

- **Language** – localized marketing messaging and checkout in over 25 languages.
- **Pricing** – support for more than 100 currencies as well as a sophisticated pricing engine, customizable according to the shopper's location, local market retail pricing conventions and the merchant's pricing strategy.
- **Payments** – over 150 payment methods, with new payment methods being continuously added.

- **Duties and taxes** – the ability to accurately pre-calculate import duties and taxes, and remit them in over 170 destination markets, simplifying the customs clearance process and allowing for a fully-guaranteed landed price quote for both the shopper and the merchant.
- **Delivery** – an extensive network of more than 20 shipping carriers, including market-specific preferred methods, offering multiple shipping modes at attractive rates.
- **After-sale support and returns** – multi-lingual shopper services and multiple returns options, including pre-paid and local returns in relevant markets.

For Merchants

Our purpose-built platform satisfies merchants' needs by providing the following key benefits:

- **Increased sales conversion** – we ensure that merchants are able to better capitalize on their valuable international shopper traffic by eliminating friction at every step of the process. This enables merchants to generate an immediate uplift in sales from the conversion of their international traffic. We have seen merchants experience significant uplift (often exceeding 60%) in international traffic conversion after beginning to use our platform.
- **Offloading of complexities** – our handling of the complexities related to local pricing, payment collection, taxes, import duties, fraud and after-sale support allows for a frictionless process and encourages international shopper conversion.
- **Reduction of risk** – we significantly reduce legal complexity for merchants, as we report and forward relevant import duties and taxes as well as handle import compliance in the local market where a purchase is made, in line with specific market regulations. We adapt our systems and operations on an ongoing basis to address the evolving regulatory landscape and technical backdrop.
- **Enabling growth to new markets** – we present merchants with unique flexibility to expand where and when they want to, as they seek to capture the cross-border opportunity. We transform what otherwise would have required significant time and financial investments in proprietary development and go-to-market efforts, into a rapid and efficient expansion solution.
- **Emphasizing merchant branding** – the Global-e platform uses minimal Global-e branding so shoppers primarily face the merchant's existing storefront and brand experience, maintaining the direct merchant-shopper relationship.

Smart Insights

The scale and sophistication of our platform relies on our data and its applications, which we refer to as "Smart Insights." Our Smart Insights are country-, price-point- and vertical-specific and focus on shopper behavior. These insights are deepened every time potential shoppers enter the merchants' online stores, whether or not they make a purchase, allowing us to gather additional data points along their journey. The value of our massive and fast-growing data asset is due to its depth and breadth. Based on this data, and coupled with our operational experience accumulated over the years, we enjoy both *economies of scale* and *economies of skill*, which enable us to optimize merchants' cross-border sales on a market-by-market basis. We believe that by leveraging our Smart Insights, merchants can provide highly-optimized experiences for shoppers, driving increased conversion and revenues.

Our Competitive Advantages

We believe that we have built a leading platform to address merchants' cross-border e-commerce needs, creating a competitive advantage for our business. Our differentiated offering means we are

uniquely positioned to cater to shoppers globally, driving meaningful uplifts in international sales conversion rates and revenue growth for our merchants, while also removing much of the complexity and many of the costs inherent to cross-border e-commerce.

- **Purpose-built, end-to-end platform**—we provide merchants with the capabilities required for effective cross-border D2C trade, using a potent combination of our proprietary technology and third-party providers. Our solution is easy to integrate, platform-agnostic, scalable and able to support merchants of all sizes, from small, emerging brands to the world's largest retailers.
- **True global cross-border enabler at scale** - we are diversified by vertical, merchant sector, and end-market. Our wide-reaching scale enables us to provide a solution to merchants in any region of the world. This scale, coupled with strong brand recognition gained since inception, has allowed us to acquire some of the largest merchants in the world as customers.
- **Differentiated and growing data asset driving flywheel effects** – we have a highly differentiated data asset that informs how we make decisions and optimizes how merchants conduct cross-border business on a market-by-market basis. Our rich data serves as the basis for a powerful *flywheel effect*: the uplift we generate for our merchants drives more sales and the ability for them to expand into new geographies, which in turn creates more data, which is then fed back into our systems in order to generate even better conversion rates and more uplift. This in turn drives increased sales for our merchants and attracts new merchants to our platform. Our Smart Insights get even “smarter” with each new merchant, shopper and website visit.
- **Partner network fueling our differentiated go-to-market strategy**—many of our new merchants are referrals from existing merchants, which serve as brand ambassadors for Global-e. In addition, our commerce enabler, marketing, payments, shipping and logistics and social media partners, which include global and regional players, act as a meaningful source of referrals and lead generation. These partnerships are further complemented by our highly efficient sales and marketing efforts.
- **Robust business model with sticky customers and a compelling financial profile**—Since 2018, our Net Dollar Retention Rate has typically been over 140% and our Gross Dollar Retention Rate has typically been over 98%, reflecting both the strong retention we enjoy due to the mission-critical nature of our platform, as well as the strong growth of GMV from merchants that use our platform.
- **Founder-led management team with a strong customer-centric culture** – since the inception of Global-e, our founders have worked together and have created a strong culture that is customer-obsessed, initiative- and innovation-driven and team-focused. We put our customer first in everything we do. We strive to constantly improve our product offering through investment and by hiring and empowering the right talent. We believe in collaboration and that every employee can and does makes a difference to Global-e.

Our Growth Opportunities

We intend to grow our business by focusing on the following key areas:

- **Grow within our existing portfolio of merchants**—growing within our existing merchant base, by deepening our relationships with them through superior service and best-in-class performance. As merchants' sales grow, attributed either to improved conversion or by expanding their offering into additional geographies, our GMV-based revenue grows as well.

- **Acquire new merchants within existing geographies and verticals**—our merchant acquisition is highly efficient, often leading to payback periods of less than six months. We see significant opportunities across multiple existing geographies and brand segments that we believe we are well-positioned to capture.
- **Expand into additional geographies, verticals and brand segments**—expanding our geographic footprint, including growth in geographies such as APAC, as well as new verticals and brand segments. As we continue to grow and expand into new geographies, through both new merchant acquisition and our existing portfolio of merchants expanding their offerings into additional geographies, we have the ability to reach larger audiences of shoppers as well as new verticals. Our growing brand recognition creates a second flywheel – by leveraging our gained brand recognition and know-how across our trading markets, we can acquire additional merchants more efficiently within current markets as well as new geographies, which further enhances our brand recognition and know-how across our trading markets.
- **Drive continuous innovation on our platform**—we will continue to invest in research and development and operate with an agile approach to address merchants’ and shoppers’ constantly-evolving needs. We will strive to continue developing new capabilities and add-on offerings, as well as opportunistically look to complement our existing platform and offering through M&A opportunities, to maintain Global-e’s position as a leading holistic platform for cross-border e-commerce.
- **Continue to develop and expand our strategic partnerships**—we intend to further strengthen our existing relationships, such as the expansion of our partnership with Shopify, and build new strategic partnerships with other key players across the value chain in the different markets in which we operate.

Risk Factors

Investing in our ordinary shares involves substantial risks, and our ability to successfully operate our business and execute our growth plan is subject to numerous risks. You should carefully consider the risks described in “Risk Factors” before making a decision to invest in our ordinary shares. If any of these risks actually occurs, our business, financial condition or results of operations could be materially and adversely affected. In such case, the trading price of our ordinary shares would likely decline, and you may lose all or part of your investment. The following is a summary of some of the principal risks we face:

- if we are unable to retain our existing merchants, or the GMV generated by such merchants on our platform declines;
- if our efforts to attract new merchants are not successful, or the merchants we do attract fail to generate GMV or revenue comparable to our current merchants;
- failing to develop or acquire new functionality or enhance our existing platform to meet the needs of our current and future merchants;
- failing to successfully compete against current and future competition or other competing solutions;
- failing to integrate our platform with e-commerce platforms resulting in reduced attractiveness of our solutions for use by current and future merchants;
- failing to maintain the functionality of our platform, if real or perceived errors, failures, vulnerabilities, or bugs in our platform abound;

- failing to manage our growth effectively;
- difficulty in forecasting our revenue and evaluating our business and future prospects;
- our operating expenses continuing to increase in the future, including significant increases in sales and marketing expenses as a result of the issuance of warrants to Shopify;
- our success being dependent on operating internationally making us susceptible to risks associated with cross-border sales and operations;
- operating as merchant of record for sales conducted using our platform imposes certain obligations and subjects us to certain risks applicable to actors that place products in the market such as product liability, shipping compliance, and waste and packaging compliance;
- the provision of shipment services being dependent on third-party providers of cross-docking services for which we have limited redundancy;
- being subject to governmental export controls that subject us to liability if we are not in full compliance with applicable laws;
- being subject to the import regulations and restrictions of each country to which we ship merchandise to shoppers and the risk of non-compliance with such regulations;
- to the extent our security measures are compromised, our platform may be perceived as not being secure;
- the compromise of personal information of our merchants and shoppers we store;
- failing to enhance our reputation and awareness of our platform;
- our dependency upon merchants' and shoppers' willingness to use the internet for commerce, and upon merchants continuing to pursue D2C sales as they seek to take advantage of e-commerce trends;
- diminished demand for our platform and services as a result of changes in laws and regulations related to the internet or changes in the internet infrastructure itself;
- actual or perceived failure to comply with stringent and changing laws, regulations, standards and contractual obligations related to privacy, data protection and data security;
- payment card transactions on our platform subject us to regulatory requirements, additional fees, and other risks that we must spend significant time and effort to comply with or that could harm our business;
- failing to adequately maintain, protect or enforce our intellectual property rights;
- we use open source software, which may pose particular risks to our proprietary software, technologies, products and services in a manner that could negatively affect our business; and
- the COVID-19 pandemic could materially adversely affect our operations.

Corporate Information

We are incorporated in Israel under the Israeli Companies Law, 5759-1999 (the "Companies Law"). Our principal executive offices are located at 25 Basel Street, Petah Tikva 4951038, Israel. Our website address is www.global-e.com, and our telephone number is +972-73-2605078. Information contained on, or that can be accessed through, our website does not constitute a part of this prospectus and is not incorporated by reference herein. We have included our website address in this prospectus solely for informational purposes.

Implications of Being an Emerging Growth Company and a Foreign Private Issuer

We qualify as an “emerging growth company” pursuant to the Jumpstart Our Business Startups Act of 2012, as amended (the “JOBS Act”). An emerging growth company may take advantage of specified exemptions from various requirements that are otherwise applicable generally to U.S. public companies. These provisions include:

- reduced executive compensation disclosure; and
- an exemption from the auditor attestation requirements of Section 404 of the Sarbanes-Oxley Act of 2002 (the “Sarbanes-Oxley Act”) in the assessment of the emerging growth company’s internal control over financial reporting.

The JOBS Act also permits an emerging growth company such as us to delay adopting new or revised accounting standards until such time as those standards are applicable to private companies. We may choose to take advantage of some but not all of these reduced reporting burdens.

We will remain an emerging growth company until the earliest of:

- the last day of our fiscal year during which we have total annual revenue of at least \$1.07 billion;
- the last day of our fiscal year following the fifth anniversary of the closing of our initial public offering;
- the date on which we have, during the previous three-year period, issued more than \$1.0 billion in non-convertible debt securities; or
- the date on which we are deemed to be a “large accelerated filer” under the Securities Exchange Act of 1934, as amended (the “Exchange Act”), which would occur if the market value of our ordinary shares that are held by non-affiliates exceeds \$700 million as of the last business day of our most recently completed second fiscal quarter.

In addition, we report under the Exchange Act as a “foreign private issuer.” As a foreign private issuer, we may take advantage of certain provisions under The Nasdaq Global Select Market (“Nasdaq”) rules that allow us to follow Israeli law for certain corporate governance matters. Even after we no longer qualify as an emerging growth company, as long as we qualify as a foreign private issuer under the Exchange Act, we will be exempt from certain provisions of the Exchange Act that are applicable to U.S. domestic public companies, including:

- the sections of the Exchange Act regulating the solicitation of proxies, consents or authorizations in respect of a security registered under the Exchange Act;
- the sections of the Exchange Act requiring insiders to file public reports of their share ownership and trading activities and liability for insiders who profit from trades made in a short period of time;
- the rules under the Exchange Act requiring the filing with the U.S. Securities and Exchange Commission (the “SEC”) of quarterly reports containing unaudited financial and other specified information, or current reports upon the occurrence of specified significant events; and
- Regulation Fair Disclosure (“Regulation FD”), which regulates selective disclosures of material information by issuers.

Foreign private issuers, like emerging growth companies, also are exempt from certain more stringent executive compensation disclosure rules. Thus, if we remain a foreign private issuer, even if we no longer qualify as an emerging growth company, we will continue to be exempt from the more stringent compensation disclosures required of public companies that are neither an emerging growth company nor a foreign private issuer.

We may take advantage of these exemptions until such time as we are no longer a foreign private issuer. We are required to determine our status as a foreign private issuer on an annual basis at the end of our second fiscal quarter. We would cease to be a foreign private issuer at such time as more than 50% of our outstanding voting securities are held by U.S. residents and any of the following three circumstances applies:

- the majority of our executive officers or directors are U.S. citizens or residents;
- more than 50% of our assets are located in the United States; or
- our business is administered principally in the United States.

THE OFFERING

Ordinary shares offered by the selling shareholders	12,000,000 ordinary shares.
Option to purchase additional ordinary shares	The selling shareholders have granted the underwriters an option for a period of 30 days after the date of this prospectus to purchase up to 1,800,000 additional ordinary shares.
Use of proceeds	The selling shareholders will receive all net proceeds from the sale of the ordinary shares to be sold in this offering, and we will not receive any of these proceeds. See “Use of Proceeds.”
Risk factors	Investing in our ordinary shares involves a high degree of risk. See “Risk Factors” and other information included in this prospectus for a discussion of factors you should carefully consider before deciding to invest in our ordinary shares.
Nasdaq trading symbol	GLBE.

The number of our ordinary shares to be outstanding immediately after this offering is based on 145,641,073 ordinary shares outstanding as of June 30, 2021 and excludes:

- 12,112,200 ordinary shares issuable upon the exercise of awards outstanding under our equity incentive plans as of June 30, 2021 at a weighted average exercise price of \$2.05 per ordinary share;
- 175,254 ordinary shares issuable upon the vesting of restricted share units under our equity incentive plans as of June 30, 2021;
- 10,865,916 ordinary shares issuable upon exercise of warrants outstanding as of June 30, 2021, with a weighted average exercise price of \$0.01 per share; and
- 13,346,196 ordinary shares reserved for future issuance under our equity incentive plans as described in “Management—Share Incentive Plans.”

Unless otherwise indicated, all information in this prospectus assumes or gives effect to:

- no exercise by the underwriters of their option to purchase up to additional ordinary shares;
- no exercise of outstanding options or warrants after June 30, 2021; and
- no sales of ordinary shares by any of the selling shareholders after June 30, 2021.

SUMMARY CONSOLIDATED FINANCIAL AND OTHER DATA

The following tables present our summary consolidated financial and other data. We prepare our consolidated financial statements in accordance with GAAP. The summary historical consolidated financial data for the years ended December 31, 2018, 2019 and 2020 has been derived from our audited consolidated financial statements, which are included elsewhere in this prospectus. The summary historical consolidated statements of operations data presented below for the six months ended June 30, 2020 and 2021 and the selected consolidated balance sheet data as of June 30, 2021 have been derived from our unaudited consolidated financial statements, which are included elsewhere in this prospectus. In the opinion of management, the unaudited data reflects all adjustments, consisting of normal recurring adjustments, necessary for the fair statement of the financial information in those statements. Our historical results for any prior period are not necessarily indicative of results expected in any future period.

The financial data set forth below should be read in conjunction with, and is qualified by reference to, “Management’s Discussion and Analysis of Financial Condition and Results of Operations” and the consolidated financial statements and notes thereto included elsewhere in this prospectus.

	Six months ended June 30,		Year ended December 31,		
	2020	2021	2018	2019	2020 (As restated)
<i>(in thousands, except share and per share data)</i>					
Consolidated Statement of Operations Data:					
Revenue	\$49,476	\$103,438	\$ 38,640	\$65,852	\$ 136,375
Cost of revenue	34,029	67,471	30,050	47,188	92,902
Gross profit	15,447	35,967	8,590	18,664	43,473
Operating expenses:					
Research and development	6,821	11,182	9,541	12,034	15,400
Sales and marketing	3,776	33,117	3,667	4,593	9,838
General and administrative	3,960	7,051	5,760	6,988	9,822
Total operating expenses	14,557	51,350	18,968	23,615	35,060
Operating profit (loss)	890	(15,383)	(10,378)	(4,951)	8,413
Financial expenses, net	2,549	8,129	1,165	2,559	4,339
Profit (loss) before income taxes	(1,659)	(23,512)	(11,543)	(7,510)	4,074
Income taxes	9	461	50	34	160
Net profit (loss)	<u>\$ (1,668)</u>	<u>\$ (23,973)</u>	<u>\$ (11,593)</u>	<u>\$ (7,544)</u>	<u>\$ 3,914</u>
Undistributed earnings attributable to participating securities			—	—	3,189
Net earnings (loss) attributable to ordinary shareholders	<u>(1,668)</u>	<u>(23,973)</u>	<u>(11,593)</u>	<u>(7,544)</u>	<u>725</u>
Net earnings (loss) per ordinary share attributable to ordinary shareholders, basic	\$ (0.08)	\$ (0.44)	\$ (0.60)	\$ (0.38)	\$ 0.03
Net earnings (loss) per ordinary share attributable to ordinary shareholders, diluted	(0.08)	(0.44)	(0.60)	(0.38)	0.03

	Six months ended June 30,		2018	Year ended December 31,	
	2020	2021		2019	2020
(in thousands, except share and per share data)					(As restated)
Weighted average shares used in computing basic net earnings (loss) per share	20,686,427	54,750,595	19,366,272	19,654,276	21,120,208
Weighted average shares used in computing diluted net earnings (loss) per share	20,686,427	54,750,595	19,366,272	19,654,276	28,637,801

	Six months ended June 30,		2018	Year ended December 31,	
	2020	2021		2019	2020
(in thousands)					(As restated)
Consolidated Statement of Cash Flows Data:					
Net cash (used in) provided by operating activities	\$ (3,162)	\$ (13,696)	\$ (7,987)	\$ 7,028	\$ 29,350
Net cash used in investing activities	(459)	(74,122)	(1,612)	(452)	(24,046)
Net cash provided by financing activities	59,261	397,156	19,972	147	59,360

	Six months ended June 30,		2018	Year ended December 31,	
	2020	2021		2019	2020
Selected Other Data:					
Gross Merchandise Value (in millions)(1)	\$ 281	\$ 593	\$ 211	\$ 382	\$ 774
Net Dollar Retention Rate(1)	—	—	153%	134%	172%
Adjusted EBITDA(1)(2) (in millions)	\$ 2.7	\$ 12.9	\$(10.0)	\$(4.6)	\$12.6

	Six months ended June 30,		2018	Year ended December 31,	
	2020	2021		2019	2020
(in thousands)					<u>As of June 30, 2021</u> <u>Actual</u>
Consolidated Balance Sheet Data:					
Cash and cash equivalents				\$	391,008
Total assets					743,855
Total liabilities					78,993
Convertible preferred shares					—
Additional paid-in capital					741,594
Accumulated deficit					(76,681)
Total shareholders' (deficit) equity					664,862

- (1) See the definitions of key performance indicators in “Management’s Discussion and Analysis of Financial Condition and Results of Operations—Key Performance Indicators and Other Operating Metrics.”
- (2) Includes Adjusted EBITDA of \$7.6 million and \$3.1 million for the three months ended June 30, 2021 and 2020, respectively. Adjusted EBITDA is a supplemental measure of our performance that is not required by, or presented in accordance with, GAAP. Adjusted EBITDA should not be considered as an alternative to net loss as a measure of financial performance.

We define Adjusted EBITDA as operating profit (loss) adjusted for depreciation and amortization, and stock-based compensation expense. Adjusted EBITDA is included in this prospectus

because it is a key metric used by management and our board of directors to assess our financial performance. Adjusted EBITDA is frequently used by analysts, investors and other interested parties to evaluate companies in our industry. Management believes that Adjusted EBITDA is an appropriate measure of operating performance because it eliminates the impact of expenses that do not relate directly to the performance of the underlying business.

Adjusted EBITDA is not a GAAP measure of our financial performance or liquidity and should not be considered as an alternative to net loss as a measure of financial performance, as an alternative to cash flows from operations as a measure of liquidity, or as an alternative to any other performance measure derived in accordance with GAAP. Adjusted EBITDA should not be construed as an inference that our future results will be unaffected by unusual or other items. Management compensates for these limitations by relying on our GAAP results in addition to using Adjusted EBITDA as a supplemental measure. Our measure of Adjusted EBITDA is not necessarily comparable to similarly titled captions of other companies due to different methods of calculation.

The following table reconciles Adjusted EBITDA to the most directly comparable GAAP measure:

(in thousands)	Three months ended		Six months ended		Year ended		
	June 30,		June 30,		December 31,		
	2020	2021	2020	2021	2018	2019	2020
Operating profit (loss)	\$1,451	\$(19,493)	\$ 890	\$(15,383)	\$(10,378)	\$(4,951)	\$ 8,413
Depreciation and amortization	57	69	109	131	162	171	235
Commercial agreement asset amortization	—	25,486	—	25,486	—	—	—
Stock-based compensation(a)	1,600	1,551	1,686	2,618	219	221	3,956
Adjusted EBITDA	\$3,108	\$ 7,613	\$2,685	\$ 12,852	\$ (9,997)	\$(4,559)	\$ 12,604

(a) Represents non-cash share-based compensation expense.

RISK FACTORS

You should carefully consider the risks described below before making an investment decision. Additional risks not presently known to us or that we currently deem immaterial may also impair our business operations. Our business, financial condition or results of operations could be materially and adversely affected by any of these risks. The trading price and value of our ordinary shares could decline due to any of these risks, and you may lose all or part of your investment. This prospectus also contains forward-looking statements that involve risks and uncertainties. Our actual results could differ materially from those anticipated in these forward-looking statements as a result of certain factors, including the risks faced by us described below and elsewhere in this prospectus.

Risks Relating to our Business and Industry

We have experienced rapid growth in recent periods and our recent growth rates may not be indicative of our future growth.

We have experienced rapid growth in recent periods. Our revenue was \$38.6 million, \$65.9 million and \$136.4 million for the years ended December 31, 2018, 2019 and 2020, respectively, representing an annual growth of 70.4% and 107.1% for the years ended December 31, 2019 and 2020, respectively. For the six months ended June 30, 2021, we generated revenue of \$103.4 million, representing an increase of 109% from \$49.5 million for the six months ended June 30, 2020. GMV processed through our platform during the years ended December 31, 2018, 2019 and 2020 was \$211 million, \$382 million and \$774 million, respectively, representing an annual growth of 81% and 103% for the years ended December 31, 2019 and 2020, respectively. For the six months ended June 30, 2020, GMV amounted to \$592.8 million, representing an increase of 110.6% from \$281.4 million for the six months ended June 30, 2020. In future periods, we may not be able to sustain revenue or GMV growth consistent with recent history, or at all.

We believe our revenue and GMV growth depends on a number of factors, including, but not limited to, our ability to:

- increase the overall sales volume facilitated by our platform;
- maintain merchant retention rates;
- increase merchants' e-commerce sales conversion rates;
- successfully expand our merchants into new geographies;
- attract new merchants to our platform in existing and new geographies, segments and verticals;
- provide integration with our merchants' online e-commerce web-stores;
- maintain the security, reliability and integrity of our platform;
- maintain compliance with existing and comply with new applicable laws and regulations, including new tax rates and tariffs;
- price our platform effectively so that we are able to attract and retain merchants;
- successfully compete against our current and future competition and competing solutions; and
- maintain service levels and consistent quality of our platform.

We have also encountered in the past, and expect to encounter in the future, risks and uncertainties frequently experienced by growing companies in rapidly evolving industries. If our assumptions regarding these risks and uncertainties, which we use to plan and operate our business, are incorrect or change, or if we do not address these risks successfully, our growth rates may slow and our business could suffer. Further, our rapid growth may make it difficult to evaluate our future prospects. In addition, a portion of our growth in recent periods may be attributed to trends, including

the increasing adoption of e-commerce, facilitated by the emergence of the COVID-19 pandemic. There is no assurance these trends will continue.

If we are unable to retain our existing merchants, or the GMV generated by such merchants on our platform declines or does not increase, our business, operating results and financial condition could be adversely affected.

Our revenues are correlated with the level of GMV that is processed through our platform and we expect our future revenue growth to be partially driven by increases to our existing merchants' GMV. We aim to sign contracts with merchants for a minimum term of 12 months and with a minimum committed monthly volume, but our merchants (including our largest merchant, which represented approximately 15% and 12% of total GMV and generated 18% and 16% of our total revenues in the year ended December 31, 2020 and six months ended June 30, 2021, respectively) typically have the right to terminate their agreements for convenience by providing 30 to 180 days prior written notice, and have no obligation to renew their agreements with us after their terms expire. Even if our agreements with the merchants are renewed or not terminated, they may not be renewed on the same or as profitable terms, and may exclude utilization of our shipping services which may reduce our revenues. Although we typically maintain minimum fee arrangements with the merchants, we cannot guarantee that such minimum fees will be commensurate with revenues earned in previous periods. As a result, if existing merchants terminate their agreements with us, renew them on less favorable terms, or otherwise reduce the scope of their activity through our platform, our operating results and financial condition could suffer.

The growth of our business depends on our ability to attract new merchants and increase the GMV of transactions processed on our platform.

Our growth strategies include attracting new merchants to our platform and increasing the GMV processed through our platform. There is no guarantee that we can sustain our historical merchant acquisition rates and if we do, that such new merchants will lead to an increase of the GMV processed through our platform or to an increase in our revenues. Our ability to attract new merchants depends on the success of our platform with existing merchants and the success of our sales and marketing efforts, which may not be successful. Merchants who are not currently engaged in cross-border e-commerce may not be familiar with our solution and those currently engaged in cross-border e-commerce may use other products or services for their cross-border e-commerce needs. In addition, merchants may develop their own solutions to address their cross-border e-commerce needs, purchase competitive product offerings, or engage third-party providers of services and solutions that do not or will not enable the use of our platform and services. It may be difficult to engage and market to merchants who either do not currently have cross-border e-commerce needs, are unfamiliar with our platform and services, or utilize competing solutions and services for their e-commerce needs. This requires us to spend substantial time, effort and resources assisting merchants in evaluating our platform and services, including providing demonstrations, conducting gap analyses and substantiating the value of our platform and services. Furthermore, engaging and marketing to merchants in segments, verticals or new regions where we do not have a presence may also require effort and resources and may not result in the acquisition of new merchants or in increase of GMV. If merchants do not perceive our offerings to be of sufficiently high value and quality, we may not be able to attract new merchants or increase our GMV and our business, operating results and financial condition could be adversely affected.

Additionally, even if we are successful in attracting new merchants, they may not generate GMV or revenue at the same rate or scale as our current or historical merchants. If new merchants that we acquire fail to use our platform to the same extent that our existing merchants do, it would reduce the GMV processed on our platform and therefore our revenue, which could materially adversely affect our operating results and our growth.

If we fail to develop or acquire new functionality or enhance our existing platform to meet the needs of our current and future merchants, or if we fail to estimate the impact of developing and introducing new functionality or enhanced solutions in response to rapid market or technological changes, our revenue could decline and our expenditures could increase significantly.

The e-commerce market is characterized by rapid technological changes, frequent new product and service introductions, evolving industry standards and regulations and changing merchant and shopper preferences. To keep pace with technological and regulatory developments, satisfy increasingly sophisticated merchant and shopper needs, achieve market acceptance and maintain the performance and security of our platform, we must continue to adapt, enhance and improve our platform and existing services and we must also continue to introduce new functionality to our platform. Any new solutions or functionality we develop or acquire may not be introduced in a timely manner and may not achieve the broad market acceptance necessary to generate significant revenue. If we are unable to successfully develop or acquire new solutions or enhance our existing solutions, our business, operating results and financial condition could be adversely affected.

We expect to incur significant expenses to develop additional solutions and functionalities and to integrate any acquired solutions or functionalities into our existing platform to maintain our competitive position. These efforts may not result in commercially viable solutions. We may experience difficulties with software development, industry standards, threats to the security and integrity of our technological infrastructure, design, manufacturing or marketing that could delay or prevent our development, introduction or implementation of new solutions and enhancements. If we do not receive significant revenue from these investments, our business, operating results and financial condition could be adversely affected. Merchants may require customized integrations, or features and functions that we do not yet offer or do not intend to offer, which may cause them to choose a competing solution. If we fail to develop solutions that satisfy merchant and shoppers' preferences in a timely and cost-effective manner, our ability to renew our contracts with existing merchants and our ability to create or increase demand for our platform could be harmed, and our business, operating results and financial condition could be materially adversely affected.

We may not be able to successfully compete against current and future competition or other competing solutions, and we may need to change our pricing and model to remain competitive.

We face increasing competition in the market of cross-border e-commerce, and we expect competition and alternative and competing solutions to intensify in the future. Increased competition could lead to a decrease in the GMV processed through our platform and could reduce our revenue or margins, any of which could negatively affect our business, financial condition and results of operations. A number of competitive factors could cause merchants to cease using or decline to use our platform and services, or could reduce the transaction volume that they process through our platform, including, among others:

- merchants may choose to develop cross-border e-commerce capabilities internally or choose competing solutions;
- merchants may merge with or be acquired by companies using a competing solution or an internally-developed solution;
- competing solutions may be offered as part of a bundle of e-commerce services;
- current and potential competition and competing solutions may adopt more aggressive pricing policies, offer more attractive sales terms, adapt more quickly to new technologies and changes in merchant requirements or devote greater resources to the promotion and sale of their products and solutions than we can; and

[Table of Contents](#)

- current and potential competition may merge or establish cooperative relationships among themselves or with third parties to enhance their products, solutions and expand their markets, forming alliances that rapidly acquire significant market share.

We cannot assure that we will be able to compete successfully against current and future competition or competing solutions. If we cannot compete successfully against our current and future competition or such competing solutions, our business, operating results and financial condition could be materially and negatively impacted.

In addition, as new or existing competing solutions may be offered in competitive prices, we may be unable to retain existing merchants or attract new merchants. Mid-market and large enterprise merchants may demand substantial price discounts as part of the negotiation of contracts. As a result, we could be required to choose either to reduce our prices or otherwise change our pricing model, or both, which could adversely affect our business, operating results, and financial condition.

We cannot be certain that we will realize the benefits of strategic alliances, joint ventures or partnership arrangements, including with third-party e-commerce platforms. Any failure to manage such strategic alliances, partnerships or joint ventures, or to integrate them with our existing or future business, could have a material adverse effect on us.

We have entered into partnership arrangements, and in the future may consider opportunities to enter into additional arrangements or strategic alliances that may be beneficial for our operations and the growth of our platform. Our ability to grow through these types of partnerships is subject to a number of risks, including unanticipated costs associated with strategic alliances, issues conforming to standards, procedures and contractual requirements, and diversion of management's attention from our existing business. For example, we have entered into a Services and Partnership Agreement with Shopify Inc. and its affiliate ("Shopify"), dated April 12, 2021 (the "Services and Partnership Agreement"), making our platform services available to certain Shopify merchants through Shopify's e-commerce platform. Entering into such relationship with Shopify will require us to incur non-recurring and other charges, significantly increase our near and long-term expenditures, including payment to Shopify of a fee equal to a percentage of the GMV for all transactions processed through our platform for applicable Shopify merchants, that may negatively impact our margins, and issue securities that may dilute our existing shareholders. The potential benefits of our relationship with Shopify are hard to estimate or quantify at this time, and we cannot be certain that our arrangement with Shopify will provide the revenue or net income that justifies such a transaction.

The Services and Partnership Agreement is terminable by either party immediately upon notice of certain events, subject to applicable cure periods, or without cause upon prior notice. Any termination of the Services and Partnership Agreement could have a material adverse effect on our business, financial condition or results of operations. In addition, Shopify is permitted to offer its own white label or branded merchant of record solution to any merchants without limitation. These risks could apply to any similar arrangement we may enter into, and any potential future collaborations may be similarly terminable by our collaborators.

The success of our business model is reliant on our ability to integrate our platform with third-party e-commerce platforms, our ability to operate according to such third parties' terms of use and integration requirements, and our ability to maintain any partnership that we have entered into or may enter into with such third parties. Inability or failure to do so would reduce the attractiveness of our solutions for use by current and future merchants.

Merchants sometimes carry out e-commerce activity through third-party e-commerce platforms, such as Salesforce Commerce Cloud, Shopify, BigCommerce, Magento Commerce, SAP/Hybris,

WooCommerce, PrestaShop and others. Our ability to attract merchants that utilize such platforms to conduct their e-commerce activity is contingent on our ability to integrate our solutions into the e-commerce platforms they use. Each of the companies that operates these e-commerce platforms dictates the terms of use of its respective platform, including the manner and procedure by which we integrate to their platform. To the extent any such operators offer or promote alternative products or solutions or would limit or prevent merchants from utilizing our platform, our business, financial condition or results of operations could be materially and adversely affected.

Some of these companies also demand that certain certification processes are satisfied prior to implementing an integration into the e-commerce platform they operate. Compliance with such terms may subject us to waiting periods due to certification and onboarding processes and may require us to modify aspects of our platform's functionality in order to fit applicable technical standards. While we exert substantial efforts to maintain compliance, and although notice of changes and instructions are typically provided in advance, the terms of use and requirements may change unilaterally at the discretion of the e-commerce platform, and none of our efforts as a result would be sufficient. If we fail to maintain certification or compliance, the willingness of merchants to adopt or continue to use our solutions may be reduced.

In addition, in the event that our solutions do not integrate optimally with third-party e-commerce platforms, leading to errors, defects, disruption or other performance problems, shoppers' experience will be adversely affected, our reputation may be harmed and our ability to achieve and maintain growth among merchants on the e-commerce platforms would be adversely affected.

We have recently entered into the Services and Partnership Agreement. If we are unable to perform under the Services and Partnership Agreement, fail to maintain our relationship with Shopify, or the Services and Partnership Agreement is otherwise terminated for any reason, our business, financial condition and results of operation could be materially and adversely effected.

If we are not successful in maintaining the functionality of our platform or if real or perceived errors, failures, vulnerabilities, or bugs in our platform abound, our business, results of operations, and financial condition could be adversely affected.

Any errors, defects, or disruptions in our platform, or other performance problems with our platform could harm our reputation and may damage the businesses of our merchants. Our platform could contain undetected errors, "bugs" or misconfigurations that could adversely affect its performance. Additionally, we regularly update and enhance our platform and introduce new versions of our platform and service. These updates may contain undetected errors when introduced or released, which may cause disruptions in our services and may reduce merchants and shoppers satisfaction. Our continued growth depends in part on our ability to maintain the existing functionality of our platform and services, meet our service levels, prevent down time and degradation of services on our platform for both merchants and shoppers. Failure to do so may result in damage to our reputation which may have an adverse effect on our business and results of operation.

We have experienced in the past and may in the future experience disruptions, data loss, outages, and other performance problems with our infrastructure due to a variety of factors, including infrastructure changes, introductions of new functionality, human or software errors, capacity constraints, denial-of-service attacks, ransomware attacks, or other security-related incidents. In some instances, we may not be able to identify the cause or causes of these performance problems immediately or in short order. We may not be able to maintain the level of service uptime and performance required by merchants, especially during peak usage times as traffic and volumes increase. Since our merchants rely on our platform to carry out cross-border e-commerce on an ongoing basis, any outage on our platform would have a direct adverse impact on our merchants

[Table of Contents](#)

business. Our merchants may seek compensation from us for any losses they suffer or cease conducting business with us altogether. Further, a merchant could share information about bad experiences, which could result in damage to our reputation and loss of current and future sales. There can be no assurance that provisions typically included in our contracts with our merchants that attempt to limit our exposure to claims would be enforceable or adequate or would otherwise protect us from liabilities or damages with respect to any particular claim. Even if not successful, a claim brought against us by any of our merchants would likely be time-consuming and costly to defend and could seriously damage our reputation and harm our ability to attract new merchants to our platform.

We have a history of net losses, we anticipate increasing operating expenses in the future, and we may not be able to achieve profitability.

Although we realized net income of \$3.9 million for the year ended December 31, 2020, we incurred significant net losses in previous years, including net losses of \$11.6 million and \$7.6 million for the years ended December 31, 2018 and, 2019, respectively, and incurred a net loss of \$24.0 million for the six months ended June 30, 2021. Because the market for our platform and services is rapidly evolving, it is difficult for us to predict our future results of operations or the limits of our market opportunity. As a result of our entry into the Services and Partnership Agreement and the related issuance of warrants to purchase 19,604,239 ordinary shares to Shopify, we will recognize a commercial agreement asset which will be recognized upon the vesting of the warrants, and will be amortized over time. This has resulted in increased sales and marketing expenses and the reporting of a net loss for the six months ended June 30, 2021 and we expect this will continue to result in significant increases to sales and marketing expenses in future periods and the reporting of net losses for such periods. We also expect our operating expenses to significantly increase over the next several years as we hire additional personnel, expand into new geographies, expand our partnerships, operations, and infrastructure, continue to enhance our platform, develop and expand its features, integrations and capabilities, expand and improve our service offering and increase our spending on sales and marketing. We intend to continue to build and enhance our platform through internal research and development and we may also selectively pursue acquisitions. In addition, as a public company, we will continue to incur additional significant legal, accounting, and other expenses that we did not incur as a private company. If we are unable to maintain revenues high enough to offset the expected increases in our operating expenses, we will not be profitable in future periods.

If we fail to manage our growth effectively, we may be unable to execute our business plan or maintain high levels of service and merchants satisfaction.

We have experienced, and expect to continue to experience, rapid growth, which has placed, and may continue to place, significant demands on our management and our technological, operational and financial resources. For example, our headcount has grown from 289 employees as at December 31, 2020 to 365 employees as at June 30, 2021. We have established international offices, including offices in Israel, the US, the UK, France and Japan and we plan to continue to expand our international operations into other countries in the future. We have also experienced significant growth in both the number of merchants and the number of transactions facilitated by our platform. For example, during the year ended December 31, 2020, approximately 4.6 million transactions were processed through our platform, generating in the aggregate \$774 million of GMV, representing an increase of 103% relative to the GMV for the year ended December 31, 2019. Additionally, our organizational structure is becoming more complex as we scale our technological, operational, financial and management controls as well as our reporting systems and procedures.

To manage growth in our operations and personnel, we will need to continue to grow and improve our operational, financial, and management controls and our reporting systems and procedures. We will require significant capital expenditures and the allocation of valuable management resources to

grow and adapt to our developing needs in these areas without undermining our culture, which has been central to our growth so far. If we fail to manage our anticipated growth and change in a manner that preserves the key aspects of our corporate culture, the quality of our platform and services may suffer, which could negatively affect merchants and shoppers and as a result our reputation.

Our operations are subject to seasonal fluctuations. If we fail to accommodate increased volumes during peak seasons and events, our results of operations may be adversely affected.

Our business is seasonal in nature and the fourth quarter is a significant period for our operating results. Our revenue is correlated with the level of GMV that our merchants generate through our platform, and our merchants typically process additional GMV in the fourth quarter, which includes Black Friday, Cyber Monday and the holiday season and other peak events included in the e-commerce calendar, such as Chinese Singles' Day and Thanksgiving. In the years ended December 31, 2018, 2019 and 2020, fourth quarter GMV represented approximately 37%, 38% and 39%, respectively, of our total GMV. As a result, GMV and accordingly our revenue will generally decline in the first quarter of each year relative to the fourth quarter of the previous year.

Any disruption in our ability to process and ship shopper orders, especially during the fourth quarter, could have a negative effect on our quarterly and annual operating results. Surges in volumes during peak periods may strain our technological infrastructure, logistics channels, shopper and merchant support activities as well as our third-party service providers. Inability of any of these components to process increased volumes may prevent us from efficiently processing and shipping orders, which may reduce our GMV and the attractiveness of our platform.

Any disruption to our operations or the operations of our merchants, our shipping and logistics partners, or other service providers could lead to a material decrease in GMV or revenues relative to our expectations for the fourth quarter which could result in a significant shortfall in revenue and operating cash flows for the full year.

We have a limited operating history, which makes it difficult to forecast our revenue and evaluate our business and future prospects, especially in light of the COVID-19 pandemic and its impact on consumer behavior.

We launched our operations in 2013 and our growth has occurred primarily in recent periods. As a result of our limited operating history, our ability to forecast our future results of operations and plan for and model future growth is limited and subject to a number of uncertainties. We have encountered and expect to continue to encounter risks and uncertainties frequently experienced by growing companies in rapidly evolving industries, such as the risks and uncertainties described herein.

In addition, while our ongoing operations are impacted by the COVID-19 pandemic and its related restrictions, the onset of the COVID-19 pandemic has greatly accelerated existing trends of shoppers moving online and merchants prioritizing digital channels and D2C, due in part to the shutdown of bricks-and-mortar stores, social distancing measures and travel restrictions which have diverted spending previously conducted in physical stores to the online space. Consumers diverting spending to online stores and e-commerce platforms, as well as merchants recognizing the importance of either transitioning to e-commerce or supplementing their existing efforts with an e-commerce offering, has created a substantial growth opportunity for us to service this newfound demand and interest in both e-commerce generally and cross-border e-commerce specifically. Although to date, the COVID-19 pandemic has had a generally positive impact on our growth and business, there is an uncertainty regarding future developments and whether the increased e-commerce adoption resulting from the COVID-19 pandemic will continue. It is possible that the growth in GMV and revenues in recent periods may not be indicative of future results.

Accordingly, we may be unable to prepare accurate internal financial forecasts or replace anticipated revenue that we do not receive as a result of these factors. If we do not address these risks successfully, our results of operations could differ materially from our estimates and forecasts or the expectations of investors, causing our business to suffer and our ordinary share price to decline.

Failure to effectively expand our marketing and sales capabilities could harm our ability to increase our merchant base and achieve broader market acceptance of our platform.

Our ability to increase our merchant base and achieve broader market acceptance of our platform will depend on our ability to expand our marketing and sales operations. We plan to continue expanding our sales force and our reliance on strategic partners. We also plan to dedicate significant resources to sales and marketing programs, including search engine and online advertising. Our business and operating results will be harmed if our sales and marketing efforts do not generate a corresponding increase in GMV and revenue. We may not achieve anticipated GMV and revenue growth from expanding our sales force if we are unable to hire, develop, and retain talented sales personnel, if our new sales personnel are unable to achieve desired productivity levels in a reasonable period of time, or if our sales and marketing programs are not effective. Furthermore, if the cost of marketing our platform increases, our business and operating results could be adversely affected.

Lengthy sales cycles with enterprise merchants make it difficult to predict our future revenue and cause variability in our operating results.

Our sales cycle can vary substantially from merchant to merchant, but with enterprise merchants it typically requires 12 to 16 weeks on average. Our ability to accurately forecast revenue is affected by our ability to forecast new merchant acquisition. Lengthy sales cycles make it difficult to predict the quarter in which revenue from a new merchant may first be recognized. If we overestimate new merchant growth, our revenue will not grow as quickly as our estimates, our costs and expenses may continue to exceed our revenue and our ability to become profitable will be harmed. In addition, we plan our operating expenses, including sales and marketing expenses, and our hiring needs in part on our forecasts of new merchant growth and future revenue. If new merchant growth or revenue for a particular period is lower than expected, we may not be able to proportionately reduce our operating expenses for that period, which could harm our operating results for that period. Delays in our sales cycles could cause significant variability in our revenue and operating results for any particular period.

Our long-term success depends on our ability to operate internationally, making us susceptible to risks associated with cross-border sales and operations.

We currently support cross-border transactions of merchants in multiple countries of origin, mainly the United States, the United Kingdom, France and other Western European markets, to shoppers in over 200 destination markets and territories and settle transactions in more than 100 currencies. We aim to expand our operations to support more outbound countries, and reach new markets and geographies. Conducting international operations subjects us to risks and burdens which include:

- the need to localize our solutions, including product customizations and adaptation for local practices and regulatory requirements;
- lack of familiarity and burdens of ongoing compliance with local laws, legal standards, regulatory requirements, tariffs, customs formalities and other barriers, including restrictions on advertising practices, regulations governing online services, restrictions on importation or shipping of specified or proscribed items, importation quotas, shopper protection laws, enforcement of intellectual property rights, laws dealing with shopper and data protection, privacy, encryption, denied parties and sanctions, and restrictions on pricing or discounts;

[Table of Contents](#)

- heightened exposure to fraud;
- legal uncertainty in foreign countries with less developed legal systems;
- unexpected changes in regulatory requirements, taxes, trade laws, tariffs, export quotas, custom duties or customs formalities, embargoes, exchange controls, government controls or other trade restrictions;
- differing technology standards;
- difficulties in managing and staffing international operations and differing employer/employee relationships;
- fluctuations in exchange rates that may increase our foreign exchange exposure;
- potentially adverse tax consequences, including the complexities of foreign tax laws (including with respect to value added taxes) and restrictions on the repatriation of earnings;
- increased likelihood of potential or actual violations of domestic and international anti-money laundering laws and anticorruption laws, such as the U.S. Foreign Corrupt Practices Act and the U.K. Bribery Act, which correlates with the scope of our sales and operations in foreign jurisdictions and operations in certain industries, such that an increase in such operations would increase risk of non-compliance with the aforementioned laws;
- uncertain political and economic climates in foreign markets;
- managing and staffing operations over a broader geographic area with varying cultural norms and customs;
- varying levels of internet, e-commerce and mobile technology adoption and infrastructure;
- reduced or varied protection for intellectual property rights in some countries;
- new and different sources of competition;
- costs and liabilities related to compliance with the numerous and ever-growing landscape of international data privacy and cybersecurity regimes, many of which involve disparate standards and enforcement approaches; and
- data privacy laws which may require that merchant and/or shopper data be processed and stored in a designated territory.

These factors may require significant management attention and financial resources. Any negative impact from our international business efforts could adversely affect our business, results of operations and financial condition.

We rely on third-party services, such as shipping partners and payment providers, in our platform and services.

We rely on third parties, such as our shipping partners, to deliver products from the merchants to the shoppers. Shortages of transportation vessels, transportation disruptions or other adverse conditions in the transportation industry due to shortages of pilots and truck drivers, strikes, slowdowns, piracy, terrorism, disruptions in rail service, closures of shipping routes, unavailability of ports and port service for other reasons, increases in fuel prices and adverse weather conditions, or other adverse changes related to such third-party services, including as a result of the COVID-19 pandemic or the measures attempting to contain and mitigate the effects thereof, could increase our costs and disrupt our operations and our ability to deliver products from the merchants to our shoppers on the timing they expect or at all. The failure of our shipping partners to provide quality customer service when delivering products to shoppers would adversely affect the merchants and our

relationship with the merchants which in turn could negatively impact our business and operating results. Furthermore, we rely on third parties to process payments and we cannot guarantee that such providers will perform adequately. Errors made by, or delays in service from, such third-party providers could adversely affect our ability to process payments and process purchases by shoppers on our platform in a timely manner or at all, which could adversely affect our business, operating results and financial condition.

Our success will depend on our ability to build and maintain relationships with these and other third-party service providers on commercially reasonable terms. If we are unable to build and maintain such relationships on commercially reasonable terms, we may have to suspend or cease operations. Even if we are able to build and maintain such relationships, if these third parties are unable to deliver their services on a timely basis, shoppers could become dissatisfied and decline to make future purchases from the merchants, which would adversely affect our revenue. If the merchants become dissatisfied with the services provided by these third parties, our reputation and our business could suffer.

Operating as merchant of record for sales conducted using our platform imposes certain obligations and subjects us to certain risks applicable to actors that place products in the market such as product liability, shipping compliance, and waste and packaging compliance.

Our business model and activities are predicated upon our operating as the merchant of record (“MoR”) of the products sold through our platform. As a result of us being identified as a seller rather than the merchants, we could bear responsibility for the products and may be liable for product liability claims brought by our shoppers or other third parties, and we may be subject to various regulatory compliance requirements, such as waste and packaging compliance. Although we have policies in place crafted to ensure compliance and reduce risk of such liabilities, for example by avoiding the sale of products that we determine to be “high risk,” and although our commercial arrangements with the merchants typically require the merchants to cover such liabilities, it is possible that we may be subject to product liability or other compliance regulations or litigation and may incur various related costs which may or may not be fully covered by our contractual arrangements or insurance coverage. Furthermore, any actual or alleged non-compliance on our part in a specific geography may not be treated by local authorities as an isolated event. Heightened scrutiny by local authorities in a specific geography could impede our local activities irrespective of the product vertical or merchant from which the products originated.

As MoR, we could be adversely affected if the packages provided by the merchants do not contain the correct articles ordered by the shopper, or if articles and the packages provided by the merchants are not shipped in compliance with applicable rules or do not contain all requisite documentation for cross-border shipping. Failure to ensure such compliance may result in shipping delays or diminished shopper satisfaction, result in confiscation or destruction of articles and payment of additional costs, fines or assessments from our fulfillment partners and other third parties, which in turn may adversely affect our results of operations.

While merchandise is in our possession, we bear the risk of loss. While the majority of merchants are responsible for transporting the goods to our facilities, certain of our merchant agreements require us to take possession of products for an extended period of time. To the extent that products are damaged, lost or stolen during the period in which we bear the risk of loss, our business may be adversely affected.

Our provision of shipping services is dependent on third-party providers of cross-docking services for which we have limited redundancy. To the extent that we may be unable to secure

comparable services in the countries in which we operate, the ongoing operation of our business may be adversely affected.

In the countries in which we operate, we rely on third-party providers of “cross-docking services” to collect, sort and prepare for cross-border shipping the products sold by merchants through our platform. We generally employ a single provider of cross-docking services in each of our outbound markets due to a paucity of providers and minimum volume requirements imposed by such providers. Our ability to ship products in a timely manner is dependent on our ability to secure cross-docking services and in the event that we cannot secure them in specific geographies, or are unable to secure them at competitive prices or with adequate service reliability and availability, our operations may be adversely affected. Moreover, if a cross-docking service provider fails to provide the service, our operations will be adversely affected until such time that we are able to shift to an alternative provider.

Payment transactions through our e-commerce platform subject us to regulatory requirements, additional fees, and other risks that could be costly and difficult to comply with or that could harm our business.

Our business depends on our ability to process a wide range of payment methods, including credit and debit cards, as well as other alternative payment methods and this ability is facilitated by the payment card and alternative payment networks. We do not directly acquire the payment card networks that enable our acceptance of payment cards and alternative payment methods. As a result, we must rely on banks, acquiring processors and other third-party payment processors to process transactions on our behalf. These third parties perform the card processing, currency exchange, identity verification and fraud analysis services. These third parties may fail or refuse to process transactions adequately, may breach their agreements with us, or may refuse to renegotiate or renew these agreements on terms that are favorable or commercially reasonable. They might also take actions that degrade the functionality of our services, impose additional costs or requirements on us, or give preferential treatment to competitive competing services, including their own services. If we are unsuccessful in establishing, renegotiating or maintaining mutually beneficial relationships with these payment card networks, banks and acquiring processors, our business may be harmed.

We are required by our third-party payment processors to comply with payment card network operating rules, including the Payment Card Industry Data Security Standard (“PCI DSS”), and we have agreed to reimburse our payment processors for any fees or fines that they are assessed by payment card networks as a result of any rule violations by us or our merchants. The payment card schemes have discretion to determine, change and interpret the card rules, and our third-party payment processors are required to assess our compliance with the card scheme rules, and may make assessments or determinations that are unfavorable to our business model. In past assessments of us operating as MoR, we demonstrated our compliance with MoR operating rules and demonstrated that we should not be subject to compliance with other operating rules (e.g. such as those applicable to “payment facilitators”). There is no assurance that the third-party payment processors or their payment card networks will not re-evaluate that conclusion, or make a different determination in the future. If such third-party payment processors or their payment card networks were to determine that we must comply with other operating rules, we may be subject to additional regulations, might incur higher compliance costs, and may be required to modify certain aspects of our platform and service offering in order to maintain compliance, which may have an adverse impact on our business.

If we fail to comply with the payment card network rules, we would be in breach of our contractual obligations to our third-party payment processors, financial institutions, partners and merchants. Such failure to comply may subject us to fines, penalties, damages, higher transaction fees and civil liability, and could eventually prevent us from processing or accepting payment methods or could lead to a loss of a third-party payment processor. Further, there is no guarantee that, even if we are in compliance

[Table of Contents](#)

with such rules or requirements, such compliance will prevent illegal or improper use of our payment systems or the theft, loss, or misuse of data pertaining to credit and debit cards, credit and debit card holders, and credit and debit card transactions.

In addition, we face the risk that one or more payment card networks or other third-party payment processors may, at any time, assess penalties against us or our merchants, or terminate our ability to accept credit card payments or other forms of online payments from shoppers, which would have an adverse effect on our business, financial condition and operating results.

We are subject to governmental export controls that may subject us to liability if we are not in full compliance with applicable economic sanctions and export control laws.

Our activities are subject to certain economic sanctions and export control laws and regulations that prohibit or restrict transactions or dealings with certain countries, regions, governments and persons targeted by U.S., Israel, E.U. or other applicable jurisdictions' embargoes or sanctions. As a result, we bear the responsibility for ensuring that transactions processed through our platform are conducted in compliance with such laws and regulations. U.S., Israel and E.U. sanctions may change from time to time, and the countries, regions, governments and persons that are sanctioned by each jurisdiction may be different. Ensuring compliance with applicable export control laws and regulations requires ongoing efforts and resources. Identifying commerce with, or sales made to, sanctioned countries or denied parties and obtaining export licenses or other authorizations for a particular product sale may be time-consuming and may result in the delay or loss of sales opportunities even if the export license ultimately may be granted. We generally apply precautions to prevent sales to sanctioned countries and denied parties, such as screening against listed denied parties and blocking sales at the point of checkout; however, we cannot guarantee that the precautions we take will prevent all violations of applicable export control and sanctions laws. We are aware that certain sales of immaterial value and volume made by certain of our non-Israeli merchants through our platform, operated by one or more of our non-Israeli subsidiaries, to a specific country (not sanctioned under U.S. or E.U. laws), as to which country we apply the foregoing precautions, are not in compliance with certain Israeli export laws. Violations of U.S., Israeli or E.U. sanctions or export control laws may result in penalties and significant fines and possible incarceration of responsible employees and managers could be imposed for criminal violations of these laws.

If our carriers and brokers fail to file or obtain appropriate import, export or re-export declarations, licenses or permits, we may also be adversely affected, through reputational harm as well as other negative consequences, including government investigations and penalties. We presently incorporate export control compliance requirements into our strategic partner agreements; however, no assurance can be given that our partners will comply with such requirements.

We are subject to the import regulations and restrictions of each country to which we ship merchandise and non-compliance with such regulations may subject us to liability and may impede our ability to provide services in specific geographies in the future.

Import and export regulations and restrictions vary by country, product and quantity and require costly resources in order to ensure compliance. While we take precautions in order to avoid non-compliance with these restrictions, including focusing on products that carry lower inherent risk of being subject to import/export restrictions and avoiding highly regulated industries, some of the products offered using our platform may be subject to such restrictions. For example, the United States Food and Drug Administration regulates the import of sunglasses as medical devices, and the Australian Department of Agriculture regulates the import of timber, wood articles or bamboo related products. Non-compliance with the local import rules and restrictions applicable to such products may cause our products to be detained, confiscated, or destroyed at the port of entry.

In addition, because we operate as MoR, in the event that we are flagged by a specific country due to non-compliance with import restrictions applicable to a specific product or vertical our ability to continue to import such product in the future may be impeded, regardless of the identity of the merchant from which the product originates. If our service offerings are curtailed to exclude the import of whole verticals to specific countries, or if we are barred from importing products of any vertical to specific countries, our GMV attributable to such destination markets may decrease, our reputation will be harmed, and our platform will become less attractive to our current and future merchants.

Our business relies on the personal importation model and its applicability to the products provided to shoppers. Any modification of the rules, requirements or applicability of this model may adversely affect our business.

The products provided by the merchants to shoppers are shipped to and imported by the shopper for personal rather than commercial use. Each country determines its own rules and criteria for an import to qualify as importation for personal use, and determines which, if any, licenses, certifications, registrations, fees, quantity limitations and obligations apply to such an import. In the event that certain countries modify their personal importation rules, or impose additional compliance requirements or limitations related to this form of import, it could have an adverse effect on the cross-border e-commerce market as a whole, and may reduce the demand for cross-border e-commerce purchases. This in turn would reduce the demand for our platform and services and have an adverse effect on our business and result of operations.

We store personal information of merchants and shoppers. To the extent our security measures are compromised, our platform may be perceived as not being secure. This may result in merchants curtailing or ceasing their use of our platform, our reputation being harmed, our incurring of significant regulatory and monetary liabilities, and adverse effects on our results of operations and growth prospects.

Our operations involve the storage and transmission of data, including personal information and other confidential information of our third-party providers, merchants and shoppers. Third-party applications that we rely on for provision of certain services, such as acquiring processors, may also store personal information, credit card information, and other confidential information. Cyberattacks and other malicious internet-based activity continue to increase, and cloud-based platform providers of services are expected to continue to be targeted. Threats include traditional computer “hackers,” malicious code (such as viruses and worms), employee theft or misuse and denial-of-service attacks. Sophisticated nation-states and nation-state supported actors now engage in such attacks, including advanced persistent threat intrusions. Although we do not store payment card information, hackers and adverse third parties may mistake us for the merchants, causing them to target us in order to obtain payment card information. Despite significant efforts to create security barriers to such threats, it is virtually impossible for us to entirely mitigate these risks. If our security measures are compromised as a result of third-party action, employee or merchant error, malfeasance, stolen or fraudulently obtained log-in credentials, technical malfunction or otherwise, our reputation could be damaged, our business may be harmed, and we could incur significant liability (including, but not limited to, fines imposed by data privacy authorities). Moreover, many companies that provide cloud-based services have reported a significant increase in cyberattack activity since the beginning of the COVID-19 pandemic.

Because the techniques used to obtain unauthorized access or sabotage systems change frequently and generally are not identified until they are launched against a target, we may be unable to anticipate these techniques or to implement adequate preventative measures. Additionally, because we rely on third-party and public-cloud infrastructure, we are reliant in part on third-party security measures to protect against unauthorized access, cyberattacks, and the mishandling of shopper and merchant data. Even if such a data breach did not arise out of our action or inaction, or if it were to

affect our competition rather than us, the resulting concern could negatively affect merchants, shoppers and our business. Concerns regarding data privacy and security may cause some of our merchants to stop using our platform and fail to renew their agreements with us. In addition, failures to meet merchants' or shoppers' expectations with respect to security and confidentiality of their data and information could damage our reputation and affect our ability to retain merchants, attract new merchants, and grow our business. Furthermore, failure to comply with legal or contractual requirements around the security of personal information could lead to significant fines and penalties, as well as claims by merchants and shoppers. These proceedings or violations could force us to spend money in defense or settlement of these proceedings, result in the imposition of monetary liability or injunctive relief, divert management's time and attention, increase our costs of doing business, and materially adversely affect our reputation and the demand for our platform.

A cybersecurity event could have significant costs, including regulatory enforcement actions, litigation, litigation indemnity obligations, remediation costs, network downtime, increases in insurance premiums, and reputational damage.

Interruptions or delays in the services provided by third-party data centers or internet service providers could impair our platform and our business could suffer.

We rely on the internet and, accordingly, depend upon the continuous, reliable, and secure operation of internet servers, related hardware and software, and network infrastructure. Any damage to, failure or delay of our systems would prevent us from operating our business.

We host our platform using third-party data centers and providers of cloud infrastructure services. We currently use one third-party provider for these data and cloud services. Our operations depend on protecting the virtual cloud infrastructure hosted by this cloud services provider by maintaining its configuration, architecture, and interconnection specifications, as well as the information stored in these virtual data centers and transmitted by third-party internet service providers. Furthermore, we have no physical access to or control over the services provided by our cloud services provider. Although we have disaster recovery plans that utilize multiple locations, the data centers that we use are vulnerable to damage or interruption from human error, intentional bad acts, earthquakes, floods, fires, severe storms, war, terrorist attacks, power losses, hardware failures, systems failures, telecommunications failures, and similar events, many of which are beyond our control, any of which could disrupt our service, destroy our data, or prevent us from being able to continuously back up or record changes in our platform. In the event of significant physical damage to one of these data centers, it may take a significant period of time to achieve full resumption of our services, we may incur data loss during the service resumption process and our disaster recovery planning may not account for all eventualities. Further, a prolonged service disruption to our cloud services provider, affecting our platform for any of the foregoing reasons could damage our reputation with current and potential organizations, expose us to liability, cause us to lose merchants and shoppers, or otherwise harm our business. We may also incur significant costs for using alternative equipment or taking other actions in preparation for, or in reaction to, events that damage the systems we use. Damage or interruptions to these data centers could harm our business. Moreover, negative publicity arising from these types of disruptions could damage our reputation and may adversely impact use of our solutions and platform. We may not carry sufficient business interruption insurance to compensate us for losses that may occur as a result of any events that cause interruptions in our service. Further, the contractual commitments that we provide to merchants on our platform as well as our third-party providers with regard to data privacy are limited by the commitments that our third-party cloud infrastructure services provider has provided us.

Our cloud services provider enables us to order and reserve server capacity in varying amounts and sizes distributed across multiple regions. In addition, our cloud services provider provides us with

computing and storage capacity pursuant to terms of service that continue until terminated by either party. If we do not accurately predict our infrastructure capacity requirements, merchants could experience service shortfalls which could interrupt the performance of our platform, which could adversely affect the perception of its reliability and our revenue and harm the sales and business of our merchants. We may also be unable to effectively address capacity constraints, upgrade our systems as needed and continually develop our technology and network architecture to accommodate actual and anticipated changes in technology.

Our platform is utilized by a large number of merchants, and as we continue to expand the number of merchants and shoppers, we may not be able to scale our technology to accommodate the increased capacity requirements, which may result in interruptions or delays in service. Merchants often draw significant numbers of shoppers over short periods of time (typically during events such as new product releases, holiday shopping season and flash sales). In the event that merchants conduct a high volume of sales in a short period of time, we may not be capable of securing the then-necessary capacity for such traffic which may cause a degradation in the quality of our platform and services. Furthermore, if we are incapable of anticipating high traffic levels and reserving server capacity accordingly, our platform and services may be adversely affected. In addition, the failure of our cloud services provider's data centers or third-party internet service providers to meet our capacity requirements could impede our ability to scale our operations. In some cases, our cloud services provider may terminate the agreement for cause upon 30 days' notice. Termination of the agreement may harm our ability to access data centers we need to host our platform or to do so on terms as favorable as those we currently have in place. We currently rely exclusively on one cloud services provider for our cloud infrastructure and therefore a transition to an alternative provider may take time, cause us to incur additional costs and reduce the quality and functionality of our platform.

Increases in shipping rates could negatively impact our revenues generated through shipping services.

Shipping rates and surcharges are volatile and subject to market fluctuations. A portion of our revenues is generated through shipping services provided through our shipping and logistics partners. Therefore, a substantial increase in shipping rates may reduce our margins from shipping services. Although some of such cost would be borne by merchants and shoppers, significant increases of costs may diminish demand for cross-border e-commerce, reduce the attractiveness of our service among merchants and adversely affect our results of operations. In particular, DHL, (which holds more than 5% of our outstanding ordinary shares) provided shipping services with respect to 59% of the transactions processed on our platform for the year ended December 31, 2020. The terms of our arrangements with DHL may be less favorable than the terms we could have received if entering into similar arrangements with third parties that are not related parties.

Fluctuations in the exchange rate of foreign currencies could adversely impact our results of operations.

A majority of our purchase and sale transactions are carried out in different currencies and we bear the risk of diminution in value of the shopper's purchasing currency in the interim periods between the transaction stages (e.g. placement/payment and returns/refund). Despite the natural hedge provided by our bi-directional volume of sales and broad international activity, we may incur additional costs and experience losses resulting from fluctuations in exchange rates.

We currently have revenues denominated in foreign currencies, including Pounds Sterling, Euros, and US Dollars and, may in the future, have significant sales denominated in the currencies of additional countries. We incur a substantial portion of our operating expenses in New Israeli Shekels, Pounds Sterling and US Dollars, and to a lesser extent, other foreign currencies. We may incur

additional costs and experience losses resulting from fluctuations in exchange rates for revenues in foreign currencies or upon translation of New Israeli Shekels expenses incurred in Israel, or Pounds Sterling expenses incurred in the United Kingdom, to US Dollars which may negatively impact our operating results.

If we fail to offer high quality support, our business and reputation could suffer.

Merchants rely on our personnel for support related to our platform and services. High-quality support is important for maintaining, renewing and expanding our agreements with existing merchants and maintaining our reputation among merchants. As we expand our business and pursue engagements with new merchants, the importance of high-quality support will increase, and we expect to incur additional support related costs in order to meet the requirements of our new and future merchants. If we do not help merchants and shoppers quickly to resolve issues and provide effective ongoing support, our ability to retain existing merchants and attract new merchants could suffer and our reputation could be harmed.

If we fail to enhance our reputation and awareness of our platform, our ability to expand the number of merchants using our platform and increase our GMV will be impaired, our reputation may be harmed, and our business, results of operations, and financial condition may suffer.

We believe that developing and maintaining awareness and a favorable reputation is critical to achieving widespread acceptance of our platform and services and is an important element in attracting new merchants to our platform, and retaining existing merchants. Furthermore, we believe that the importance of brand recognition will increase as competition in our market increases. Our ability to increase awareness will depend largely on the effectiveness of our marketing efforts, our ability to ensure that our platform and services remain of high quality, reliable, and useful at competitive prices, our ability to maintain our merchants' trust, our ability to continue to develop new functionality and solutions, and our ability to successfully differentiate our platform.

Efforts to increase awareness may not yield increased revenue, and even if they do, any increased revenue may not offset the expenses we incur. If we fail to successfully promote our platform, or incur substantial expenses in an unsuccessful attempt to promote our platform, we may fail to attract new merchants or grow or maintain the volume of sales facilitated by our platform to the extent necessary to realize a sufficient return on our marketing efforts, and our business, results of operations, and financial condition could suffer.

Our reputation may be harmed by our merchants' or third-party service providers' unethical business practices.

Our emphasis on our values makes our reputation particularly sensitive to allegations of unethical business practices by our merchants or third-party service providers. Our policies promote legal and ethical business practices. However, we do not control our merchants or third-party service providers or their business practices and cannot ensure that they comply with our policies. If our merchants or third-party service providers engage in illegal or unethical business practices or are perceived to do so, we may receive negative publicity and our reputation may be harmed.

Mobile devices are increasingly being used to conduct e-commerce transactions, and if our platform and services do not operate as effectively when the merchants' sites and checkout pages are accessed through these devices, the merchants' experience will be negatively impacted, reducing merchant satisfaction with our platform and services.

E-commerce transacted over mobile devices (including tablets and other hand-held devices) continues to grow more rapidly than desktop transactions. We are dependent on the interoperability of

our platform with third-party mobile devices, merchants' mobile applications and mobile operating systems as well as web browsers. Changes in such devices, systems, applications or web browsers that degrade the functionality of our platform could adversely affect adoption and usage of our platform and services. For example, we provide our merchants with development libraries which allow for easy implementation of our platform as well as bug and error fixes. Our merchants' ability to timely utilize such libraries in order to fix bugs and errors is contingent on application stores (such as Google Play and Apple App Store) approving our software development kit and libraries. If such approval is not obtained in a timely manner, merchant may be delayed in fixing bugs and errors relating to the use of our platform and may forgo the use of our solutions until an applicable error or bug fix is available. Mobile e-commerce and effective mobile functionality are integral both to our merchants and to our long-term growth strategy. If the functionality of our platform is inhibited when access to our merchants' stores is done through mobile devices, our business and operating results could be adversely affected.

We are dependent upon the continued use of the internet for commerce.

Our success depends upon the general public's continued willingness to use the internet as a means to pay for purchases, communicate, access social media, research and conduct commercial transactions, including through mobile devices. Federal, state, or foreign government bodies or agencies have in the past adopted, and may in the future adopt, laws or regulations affecting the use of the internet as a commercial medium. The adoption of any laws or regulations that could reduce the growth, popularity, or use of the internet, including laws or practices limiting internet neutrality, could decrease the demand for, or the usage of, our platform and services, increase our cost of doing business and harm our results of operations. Changes in these laws or regulations could require us to modify our platform, or certain aspects of it, in order to comply with these changes. In addition, government agencies or private organizations have imposed and may impose additional taxes, fees, or other charges for accessing the internet or commerce conducted via the internet. These laws or charges could limit the growth of internet-related commerce or communications generally, or result in reductions in the demand for internet-based platforms such as ours. In addition, the use of the internet could be harmed due to delays in the development or adoption of new standards and protocols to handle increased demands of internet activity, security, reliability, cost, ease-of-use, accessibility, and quality of service. Further, demand for our platform depends on the quality of shoppers' access to the internet. Certain features of our platform may require significant bandwidth and fidelity to work effectively. Internet access is frequently provided by companies that have significant market power that could take actions that degrade, disrupt or increase the cost of access to our platform, which would negatively impact our business. The performance of the internet and its acceptance as a commerce tool has been harmed by "viruses," "worms" and similar malicious programs and the internet has experienced a variety of outages and other delays as a result of damage to portions of its infrastructure. If the use of the internet is adversely affected by these issues, demand for platform and services could decline. Additionally, if merchants or shoppers become unwilling or less willing to use the internet for commerce for any other reason, including lack of access to high-speed communications equipment, congestion of traffic on the internet, internet outages or delays, disruptions or other damage to merchants' and shoppers computers, increases in the cost of accessing the internet and security and privacy risks or the perception of such risks, our business could be adversely affected.

Finally, our success depends upon merchants continuing to pursue D2C sales as they seek to take advantage of e-commerce trends and gain ownership and knowledge of their international customers. If merchants cease to pursue D2C sales for any reason, including if such merchants prefer to sell their products on e-commerce marketplaces, our business could be adversely affected.

We are subject to stringent and changing laws, regulations, standards, and contractual obligations related to privacy, data protection, and data security. Our actual or perceived failure to comply with such obligations could harm our business.

We receive, collect, store, process, share, transfer, disclose, and use personal information and other data relating to shoppers, employees, contractors and other persons. We are subject to

numerous federal, state, local, and international laws, directives, and regulations regarding privacy, data protection, and data security and the collection, storing, sharing, use, processing, transfer, disclosure, and protection of personal information and other data, the scope of which are changing, subject to differing interpretations, and may be inconsistent among jurisdictions or conflict with other legal and regulatory requirements. We are also subject to certain contractual obligations to third parties related to privacy, data protection and data security. We strive to comply with our policies and applicable laws, regulations, contractual obligations, and other legal obligations relating to privacy, data protection, and data security to the extent possible. However, the regulatory framework for privacy, data protection and data security worldwide is, and is likely to remain for the foreseeable future, uncertain and complex, and it is possible that these or other actual or alleged obligations may be interpreted and applied in a manner that we do not anticipate or that is inconsistent from one jurisdiction to another, including across the various jurisdictions in which we operate remotely and may conflict with our other legal obligations or our practices. Further, any significant change to applicable laws, regulations or industry practices regarding the collection, use, processing, storage, sharing, transferring, security or disclosure of data, or their interpretation, or any changes regarding the manner in which the consent of shoppers or other data subjects for the collection, use, processing, storage, sharing, transferring, or disclosure of such data must be obtained, could increase our costs and require us to modify our services and features, possibly in a material manner, which we may be unable to complete, and may limit our ability to collect, use, process, store, share, transfer, or disclose shopper data or develop new services and features.

If we were found in violation of any applicable laws or regulations relating to privacy, data protection, or security, in any jurisdiction, including in jurisdictions where we operate remotely (such as by selling to shoppers residing in such jurisdictions), our business may be materially and adversely affected and we would be liable for any damages and regulatory fines and would likely have to change our business practices and potentially the services and features available through our platform. In addition, these laws and regulations could impose significant costs on us and could constrain our ability to use and process data in manners that may be commercially desirable. In addition, if a breach of data security were to occur or to be alleged to have occurred, if any violation of laws and regulations relating to privacy, data protection or data security were to be alleged, or if we had any actual or alleged defect in our safeguards or practices relating to privacy, data protection, or data security, our platform and services may be perceived as less desirable and our business, prospects, financial condition, and results of operations could be materially and adversely affected.

We also expect that there will continue to be new laws, regulations, and industry standards concerning privacy, data protection, and information security proposed and enacted in various jurisdictions. For example, we are subject to the General Data Protection Regulation, or GDPR, which came into effect in May 2018 and imposes stringent operational requirements regarding, among others, data use, sharing and processing, data breach notifications, data subject rights, documentation, and cross-border data transfers for entities collecting and/or processing personal data of European Union, or EU, residents and significant penalties for non-compliance. Failure to comply with the GDPR could result in penalties for noncompliance (including possible fines of up to the greater of €20 million and 4% of our global annual turnover for the preceding financial year for the most serious violations, as well as the right to compensation for financial or non-financial damages claimed by individuals under Article 82 of the GDPR).

In addition to the GDPR, we are subject to the United Kingdom's privacy regime that imposes obligations and penalties similar to the GDPR including fines up to the greater of £17.5 million or 4% of global turnover. The relationship between the United Kingdom and the EU in relation to certain aspects of data protection law remains unclear, and it is unclear how UK data protection laws and regulations will develop in the medium to longer term. We are also subject to Directive 2002/58 on Privacy and Electronic Communications (the "ePrivacy Directive"), which requires entities to obtain informed and

freely given consent for the placement of cookies and similar technologies on shoppers' devices and imposes restrictions on electronic marketing. If and when it comes into effect, proposed legislation known as the Regulation of Privacy and Electronic Communications ("ePrivacy Regulation"), would replace the current ePrivacy Directive.

In addition, we are also subject to Lei Geral de Proteção de Dados, or LGPD, which went into effect in Brazil in August 2020, and that imposes similar requirements to GDPR on the collection and processing of data of Brazilian residents.

Additionally, we are also subject to the California Consumer Privacy Act ("CCPA"), which came into effect on January 1, 2020 and, imposes heightened transparency obligations, adds restrictions on the "sale" of personal information (which it defines broadly), and creates new data privacy rights for California residents and carries significant enforcement penalties for non-compliance. The California Attorney General enforces the CCPA and can seek an injunction and civil penalties up to \$7,500 per intentional violation and \$2,500 per other violation. The CCPA also provides California consumers a private right of action for certain data breaches where they can recover up to \$750 per incident, per consumer or actual damages, whichever is greater, and which is expected to increase data breach litigation. The CCPA may require us to modify our data practices and policies and to incur substantial costs and expenses in order to comply. In addition, on November 3, 2020, California voters passed the California Privacy Rights Act ("CPRA") into law, which will take effect on January 1, 2023 with enforcement beginning on July 1, 2023. The CPRA will significantly modify the CCPA and create a new state agency that will be vested with authority to implement and enforce the CCPA and the CPRA, potentially resulting in further uncertainty and requiring us to incur additional costs and expenses in an effort to comply. More generally, some observers have noted the CCPA and CPRA could mark the beginning of a trend toward more stringent privacy legislation in the U.S., including similar laws in other U.S. states and a potential federal privacy law, all of which could increase our potential liability and adversely affect our business.

In addition, we are also subject to the Israeli Privacy Protection Law 5741-1981 (the "PPL"), and its regulations, including the Israeli Privacy Protection Regulations (Data Security) 2017 ("Data Security Regulations"), which came into effect in Israel in May 2018 and impose obligations with respect to the manner personal data is processed, maintained, transferred, disclosed, accessed and secured, as well as the guidelines of the Israeli Privacy Protection Authority. In this respect, the Data Security Regulations may require us to adjust our data protection and data security practices, information security measures, certain organizational procedures, applicable positions (such as an information security manager) and other technical and organizational security measures. Failure to comply with the PPL, its regulations and guidelines issued by the Privacy Protection Authority, may expose us to administrative fines, civil claims (including class actions) and in certain cases criminal liability. Current pending legislation may result in a change of the current enforcement measures and sanctions. The Israeli Privacy Protection Authority may initiate administrative inspection proceedings, from time to time, without any suspicion of any particular breach of the PPL, as the Authority has done in the past with respect to dozens of Israeli companies in various business sectors. In addition, to the extent that any administrative supervision procedure is initiated by the Israeli Privacy Protection Authority that reveals certain irregularities with respect to our compliance with the PPL, in addition to our exposure to administrative fines, civil claims (including class actions) and in certain cases criminal liability, we may also need to take certain remedial actions to rectify such irregularities, which may increase our costs.

Additionally, some countries such as Australia, Singapore, Hong Kong, South Korea and Japan are considering or have enacted privacy legislation, which could increase the cost and complexity of delivering our services.

Data privacy legislation restricts the cross-border transfer of personal data and some countries introduced data localization into their laws. Specifically, the GDPR, UK GDPR and other European and

UK data protection laws generally prohibit the transfer of personal data from the EEA, UK and Switzerland, to the United States and most other countries unless the transfer is to an entity established in a country deemed to provide adequate protection (such as Israel) or the parties to the transfer have implemented specific safeguards to protect the transferred personal data. Where we transfer personal data outside the EEA to a country that is not deemed to be “adequate”, we take steps to comply with applicable laws. In some jurisdictions like the EU and UK, the law and guidance on data transfers is rapidly developing and recent developments will require us to review and may require us to amend the legal mechanisms by which we make and/or receive personal data transfers, which could affect the manner in which we provide our solutions, the geographical location or segregation of our relevant systems and operations, may reduce demand for our solutions from companies subject to these data protection laws and could adversely affect our financial results.

Any failure or perceived failure by us to comply with our posted privacy policies, our privacy-related obligations to merchants or other third parties, or any other legal obligations or regulatory requirements relating to privacy, data protection, or data security, may result in governmental investigations or enforcement actions, litigation, claims, or public statements against us by consumer advocacy groups or others and could result in significant liability, cause our merchants to lose trust in us, and otherwise materially and adversely affect our reputation and business. Furthermore, the costs of compliance with, and other burdens imposed by, the laws, regulations, other obligations, and policies that are applicable to the businesses of our merchants may limit the adoption and use of, and reduce the overall demand for, our platform. Additionally, if third parties we work with violate applicable laws, regulations or contractual obligations, such violations may put our data at risk, could result in governmental investigations or enforcement actions, fines, litigation, claims, or public statements against us by consumer advocacy groups or others and could result in significant liability, cause our merchants to lose trust in us, and otherwise materially and adversely affect our reputation and business. Further, public scrutiny of, or complaints about, technology companies or their data handling or data protection practices, even if unrelated to our business, industry or operations, may lead to increased scrutiny of technology companies, including us, and may cause government agencies to enact additional regulatory requirements, or to modify their enforcement or investigation activities, which may increase our costs and risks.

The COVID-19 pandemic could materially adversely affect our business, financial condition and results of operations.

The COVID-19 pandemic, the measures attempting to contain and mitigate the effects of the COVID-19 pandemic, including stay-at-home, business closure, social distancing, capsuled labor and other restrictive orders, and the resulting changes in consumer behaviors, have disrupted our normal operations and impacted our employees, suppliers, merchants and shoppers. We expect these disruptions and impacts to continue. In response to the COVID-19 pandemic, we have taken a number of actions that have impacted and continue to impact our business, including transitioning employees across all our offices (including our corporate headquarters) to remote work-from-home arrangements and imposing travel and related restrictions. While we believe these actions were reasonable and necessary as a result of the COVID-19 pandemic, they have been disruptive to our business and could adversely impact our results of operations. In addition, remote work, lockdowns and travel restrictions have added challenges and complexity to the operations of our shipping and logistics partners. As such, continued COVID-19 related restrictions that inhibit the ordinary course operation of our shipping and logistics partners may have an adverse effect on our business.

Given the continued spread of COVID-19 and the resultant personal, economic, and governmental reactions, we may have to take additional actions in the future that could harm our business, financial condition, and results of operations. While we have a distributed workforce and our employees are accustomed to working remotely or working with other remote employees, our

workforce has not historically been fully remote. Prior to the COVID-19 pandemic, certain of our employees traveled frequently to establish and maintain relationships with one another and with our merchants, partners, and investors. We continue to monitor the situation and may adjust our current policies as more information and guidance become available. Suspending travel and long-term inability of doing business in-person could negatively impact our marketing efforts, our ability to enter into merchant contracts in a timely manner, our ability to integrate and launch the service for merchants in a timely manner, our international expansion efforts, our ability to recruit and train employees across the organization and our ability to visit and oversee the activity of our third-party service providers and local fulfillment hubs. These changes could negatively impact our operations, sales and marketing in particular, which could have longer-term effects on our sales pipeline, or create operational or other challenges as our workforce remains predominantly remote, any of which could harm our business. In addition, our management team has spent, and will likely continue to spend, significant time, attention, and resources monitoring the COVID-19 pandemic and associated global economic uncertainty and seeking to manage its effects on our business and workforce.

The degree to which COVID-19 will affect our business and results of operations will depend on future developments that are highly uncertain and cannot currently be predicted. These developments include, but are not limited to, the duration, extent, and severity of the COVID-19 pandemic in different geographies, actions taken to contain the COVID-19 pandemic, the impact of the COVID-19 pandemic and related restrictions on economic activity and domestic and international trade, and the extent of the impact of these and other factors on our employees, suppliers, partners, merchants and shoppers. The COVID-19 pandemic and related restrictions could limit merchants' ability to continue to operate (limiting their abilities to obtain inventory, generate sales, ship and dispatch orders or make timely payments to us). It could disrupt or delay the ability of employees to work because they become sick or are required to care for those who become sick, or for dependents for whom external care is not available. In addition, the COVID-19 pandemic may also result in reduced consumer spending and adverse or uncertain economic conditions globally, which in turn may impact the GMV processed through our platform. See “—General Risks Affecting Our Business and Operations—Unfavorable conditions in our industry, the global economy, or e-commerce in general, could limit our ability to grow our business and negatively affect our results of operations.”

Legal, political, and economic uncertainty surrounding the exit of the United Kingdom from the EU may be a source of instability to international markets, create significant currency fluctuations, create logistic and other customs-related complexities, adversely affect our operations in the United Kingdom and pose additional risks to our business, financial condition, and results of operations.

In connection with the United Kingdom's withdrawal from the EU (“Brexit”), the United Kingdom ceased to be an EU Member State and ratified a trade and cooperation agreement governing its future relationship with the EU. The agreement, which is being applied provisionally from January 1, 2021 until it is ratified by the European Parliament and the Council of the European Union, addresses trade, economic arrangements, law enforcement, judicial cooperation and a governance framework including procedures for dispute resolution, among other things. Because this agreement merely sets forth a framework in many respects and will require complex additional bilateral negotiations between the United Kingdom and the EU as both parties continue to work on the rules for implementation, significant political and economic uncertainty remains about how the precise terms of the relationship between the parties will differ from the terms before withdrawal. The ongoing uncertainty related to Brexit has negatively impacted the United Kingdom's economy, and will likely continue to have a negative impact until the United Kingdom and EU reach definitive resolutions on any outstanding trade and legal matters. These developments, or the perception that any related developments could occur, have had and may continue to have a material adverse effect on global economic conditions and financial markets, and could significantly reduce global market liquidity and restrict the ability of key market participants to operate in certain financial markets.

Although it is difficult to predict the impact of Brexit on our business and e-commerce conducted between the United Kingdom and the EU, it is likely that the price of goods that are sold cross-border between the United Kingdom and the EU may be subject to additional costs such as customs clearance costs and tariffs which may decrease the attractiveness of such purchases and reduce GMV and revenues relating to these markets. In addition, Brexit may lead to additional complexities and difficulties relating to shipment of products to shoppers, customs formalities and previously inapplicable procedures, resulting in shipping delays and reducing shopper satisfaction.

Additionally, we may face new regulations in numerous fields, including data privacy, shopper rights, trade, aviation, tax, security, and employees, among others, in the United Kingdom which may require us to amend or adjust our platform and service. Compliance with such regulations could be costly, negatively impacting our business, results of operations, and financial condition. Furthermore, rapid change to or uncertainty regarding applicable customs clearance costs, tariffs and tax rates may make it difficult to calculate accurate landed costs and which may cause merchants and shopper dissatisfaction from our platform and services.

While Brexit could offer growth opportunities in the form of increased demand for cross-border e-commerce services such as ours by merchants with sales between the United Kingdom and the EU, we may find it difficult to meet such demand due to the aforementioned uncertainties, regulatory and operational difficulties and complexities associated with the transition.

We are subject to anti-corruption, anti-bribery, anti-money laundering and similar laws, and non-compliance with such laws can subject us to criminal penalties or significant fines and harm our business and reputation.

We are subject to anti-corruption and anti-bribery and similar laws, such as the U.S. Foreign Corrupt Practices Act of 1977, as amended, or the FCPA, the U.S. domestic bribery statute contained in 18 U.S.C. § 201, U.S. Travel Act, the USA PATRIOT Act, the U.K. Bribery Act 2010, Chapter 9 (sub-chapter 5) of the Israeli Penal Law, 5737:3-1977, the Israeli Prohibition on Money Laundering Law, 5760-2000 and other anti-corruption, anti-bribery and anti-money laundering laws in countries in which we conduct activities. Anti-corruption and anti-bribery laws have been enforced aggressively in recent years and are interpreted broadly and prohibit companies and their employees and agents from promising, authorizing, making, or offering improper payments or other benefits to government officials and others in the private sector. As we increase our international sales and business, our risks under these laws may increase. Noncompliance with these laws could subject us to investigations, sanctions, settlements, prosecution, other enforcement actions, disgorgement of profits, significant fines, damages, other civil and criminal penalties or injunctions, adverse media coverage, and other consequences. Any investigations, actions or sanctions could harm our business, results of operations, and financial condition.

In addition, we use, and may continue to use, third parties to sell access to our platform and conduct business on our behalf abroad, in particular carriers and other freight forwarders who perform customs-clearance and related services and functions as our service providers, and in our own name and instructions. We or such current and future third-party intermediaries may have direct or indirect interactions with officials and employees of government agencies or state-owned or affiliated entities, and we can be held liable for the corrupt or other illegal activities of such future third-party intermediaries, and our employees, representatives, contractors, partners, and agents, even if we do not explicitly authorize such activities. We have implemented an anti-corruption compliance program but cannot assure you that all our employees and agents, as well as those companies to which we outsource certain of our business operations, will not take actions in violation of our policies and applicable law, for which we may be ultimately held responsible. Any violation of the FCPA, other applicable anti-corruption laws, or anti-money laundering laws could result in whistleblower complaints,

adverse media coverage, investigations, loss of export privileges, severe criminal or civil sanctions and, in the case of the FCPA, suspension or debarment from U.S. government contracts, any of which could have a materially adverse effect on our reputation, business, results of operations, and prospects.

We act as a service provider and part of the fulfillment chain of the merchants, and while our legal and functional roles are defined, third parties may confuse us with the merchants resulting in claims and liabilities relating to the merchants' activities.

We operate largely as a "white label" solution which enables the merchants to offer their products through our platform, while maintaining their own brand experience. Due to our nearly transparent integration with such merchants' shopper experience, claims arising from the actions of the merchants may be unduly addressed to us by virtue of our perceived affiliation with the merchants and our role in the shopper experience. To the extent that we are not successful in demonstrating that we are distinct from such merchants, we may be subject to misdirected claims and associated liabilities. Although we include indemnification provisions in the merchant agreements, such provisions may not be enforced in certain circumstances, certain jurisdictions or may not be sufficient to fully cover potential liabilities arising from such claims.

If we fail to adequately maintain, protect or enforce our intellectual property rights, our competitive position could be impaired and we may lose valuable assets, generate reduced revenue, and incur costly litigation to protect our rights.

Our success is dependent, in part, upon protecting our intellectual property rights, including those in our know-how and proprietary technology. We rely on a combination of copyrights, trade secret and other intellectual property laws and contractual restrictions to establish and protect our intellectual property rights. While it is our policy to protect and defend our rights to our intellectual property, we cannot predict whether steps taken by us will be adequate to prevent infringement, misappropriation or other violation of our intellectual property rights.

Policing unauthorized use of our know-how, technology and intellectual property is difficult and may not be effective. We will not be able to protect our intellectual property if we are unable to enforce our rights or if we do not detect unauthorized use of our intellectual property. Despite our precautions, it may be possible for unauthorized third parties to copy our platform or technology and use information that we regard as proprietary to create products or services that compete with our offerings. Some of the provisions of our service agreements that protect us against unauthorized use, copying, transfer, and disclosure of our platform, may be unenforceable under the laws of certain jurisdictions and foreign countries. Further, the laws of some countries do not protect intellectual property to the same extent as the laws of the United States, and mechanisms for enforcement of intellectual property rights in some foreign countries may be inadequate. To the extent we expand our international activities, our exposure to unauthorized copying and use of our platform and proprietary information may increase. Further, our competition, foreign governments, foreign government-backed actors, criminals, or other third parties may gain unauthorized access to our confidential information and technology. Accordingly, despite our efforts, we may be unable to prevent third parties from infringing upon or misappropriating our intellectual property rights. If we are unable to protect our intellectual property rights or prevent unauthorized use, infringement or misappropriation thereof by third parties, the value of our intellectual property and intellectual property rights may be diminished, and our competition may be able to more effectively mimic our offerings and service. In addition, our know-how is derived in part from insights we obtain from the historical individual and aggregate transactions that take place on our platform. If the availability, security or integrity of such data is lost or compromised due to a technology failure, cyberattack or similar event, our know-how could be lost or diminished, and this could materially adversely affect our ability to serve our merchants. For more information, see "*Risk Factors—Risks*"

[Table of Contents](#)

Relating to our Business and Industry—To the extent our security measures are compromised, our platform may be perceived as not being secure. This may result in merchants curtailing or ceasing their use of our platform, our reputation being harmed, our incurring of significant regulatory and monetary liabilities and adverse effects on our results of operations and growth prospects.”

While software and other of our proprietary works may be protected under copyright law, we have not registered any copyrights in these works, and instead, primarily rely on protecting our software as a trade secret. In order to bring a copyright infringement lawsuit in the United States, the copyright must be registered. Accordingly, the remedies and damages available to us for unauthorized use of our software may be limited.

Although we attempt to protect our intellectual property, technology and confidential information by entering into confidentiality and invention assignment agreements with our employees and consultants and entering into confidentiality agreements with the parties with whom we have strategic relationships and business alliances, these agreements may not effectively grant all necessary rights to any inventions that may have been developed by the employees or consultants party thereto, and may not be effective in controlling access to and distribution of our platform, technology and confidential information or provide an adequate remedy in the event of unauthorized use of our platform or technology or unauthorized access, use or disclosure of our confidential information. Additionally, employees and consultants may choose to violate the terms of their confidentiality agreements.

Further, these agreements do not prevent our competitors from independently developing technologies that are substantially equivalent or superior to ours. We cannot guarantee that others will not independently develop technology with the same or similar functions to any proprietary technology we rely on to conduct our business and differentiate ourselves from our competitors.

We may be required to spend significant resources to monitor and protect our intellectual property rights, and we may or may not be able to detect infringement, misappropriation or other violation of our intellectual property rights by third parties. Litigation may be necessary in the future to enforce our intellectual property rights and to protect our trade secrets. Such litigation could be costly, time consuming, and distracting to management and could result in the impairment or loss of portions of our intellectual property. Furthermore, our efforts to enforce our intellectual property rights may be met with defenses, counterclaims, and countersuits attacking the validity and enforceability of our intellectual property rights. Our inability to protect our proprietary technology against unauthorized copying or use, as well as any costly litigation or diversion of our management's attention and resources, could delay further sales or the implementation of our platform, impair its functionality, delay introductions of new features, integrations, and capabilities, result in our substituting inferior or more costly technologies into our platform, or injure our reputation. In addition, we may be required to license additional technology from third parties to develop and market new features, integrations, and capabilities, and we cannot assure you that we could license that technology on commercially reasonable terms or at all, and our inability to license this technology could harm our ability to compete. Any one or more of the foregoing could harm our business, results of operations, and financial condition.

We may incur costs to defend against, face liability for or be vulnerable to intellectual property infringement claims brought against us by others.

There is considerable intellectual property development and enforcement activity in our industry. We expect that software developers in our industry will increasingly be subject to infringement claims as the number of competing solutions grows and the functionality of platforms and services in different industries overlap. Our future success depends in part on not infringing upon or misappropriating the intellectual property rights of others. There is a risk that our operations, platforms and services may infringe or otherwise violate, or be alleged to infringe or otherwise violate, the intellectual property

[Table of Contents](#)

rights of third parties. Other companies have claimed in the past, and may claim in the future, that we infringe upon or otherwise violate their intellectual property rights. A claim may also be made relating to technology or intellectual property that we acquire or license from third parties. If we were subject to a claim of infringement, regardless of the merit of the claim or our defenses, the claim could:

- require costly litigation to resolve and the payment of substantial royalty or license fees, lost profits or other damages;
- require and divert significant management time;
- cause us to enter into unfavorable royalty or license agreements;
- require us to discontinue some or all of the features, integrations, and capabilities available on our platform;
- require us to indemnify our merchants or third-party service providers; and/or
- require us to expend additional development resources to redesign our platform.

Any one or more of the above could harm our business, results of operations, and financial condition.

We use open source software, which may pose particular risks to our proprietary software, technologies, products and services in a manner that could negatively affect our business.

We use open source software in our platform and expect to use more open source software in the future. From time to time, there have been claims challenging both the ownership of open source software against companies that incorporate open source software into their products and whether such incorporation is permissible under various open source licenses. There is a risk that these licenses could be construed in a way that could impose unanticipated conditions or restrictions on our ability to commercialize our platform. As a result, we could be subject to lawsuits by parties claiming ownership of what we believe to be open source software, or breach of open source licenses. Litigation could be costly for us to defend, have a negative effect on our business, results of operations, and financial condition, or require us to devote additional research and development resources to change our platform. In addition, if we were to combine our proprietary source code or software with open source software in a certain manner, we could, under certain open source licenses, be required to release the source code of our proprietary software to the public. This would allow our competition to create similar products with less development effort and time. If we inappropriately use open source software, or if the license terms for open source software that we use change, we may be required to re-engineer our platform, or certain aspects of it, incur additional costs, discontinue the availability of certain features, or take other remedial actions.

In addition to risks related to license requirements, usage of open source software can lead to greater risks than use of third-party commercial software, as open source licensors generally do not provide warranties support, indemnification, assurance of title or controls on origin of the software or other contractual protections regarding infringement claims or the quality of the code. In addition, many of the risks associated with usage of open source software, such as the lack of warranties or assurances of title, cannot be eliminated, and could, if not properly addressed, negatively affect our business. We have established processes to help alleviate these risks, but we cannot be sure that all of our use of open source software is in a manner that is consistent with our current policies and procedures, or will not subject us to liability.

In addition, open source libraries incorporated in our platform must be constantly updated in order to avoid security vulnerabilities that may be present in an outdated version of the software. Updating the open source libraries we use in a timely manner requires ongoing development efforts, and any

[Table of Contents](#)

delay relating to this process may expose us to risk of security breach. To the extent that our platform depends upon the successful operation of open source software, any undetected errors or defects in this open source software could prevent the deployment or impair the functionality of our platform, delay new solutions introductions, result in a failure of our platform, and injure our reputation. For example, undetected errors or defects in open source software could render it vulnerable to breaches or security attacks, and, in conjunction, make our systems more vulnerable to data breaches. In addition, the public availability of such software may make it easier for others to compromise our platform.

We depend on our executive officers and other key employees, and the loss of one or more of these employees could harm our business.

Our success depends largely upon the continued services of our executive officers and other key employees. From time to time, there may be changes in our executive management team resulting from the hiring or departure of executives, which could disrupt our business. We do not have employment agreements with our executive officers or other key personnel that require them to continue to work for us for any specified period and, therefore, they could terminate their employment with us at any time subject only to the notice periods prescribed by their respective executive agreements. The loss of one or more of our executive officers, or key employees could harm our business.

Inability to attract and retain other highly skilled employees could harm our business.

To execute our growth plan, we must attract and retain highly qualified personnel. Competition where we maintain offices is intense, especially for engineers experienced in designing and developing software and experienced sales professionals. We have from time to time experienced, and we expect to continue to experience, difficulty in hiring and retaining employees with appropriate qualifications. Many of the companies with which we compete for experienced personnel have greater resources than we have. In addition, certain domestic immigration laws restrict or limit our ability to recruit internationally. Any changes to Israeli, United Kingdom, European or the U.S. immigration policies that restrain the flow of technical and professional talent may inhibit our ability to recruit and retain highly qualified employees.

In addition, job candidates and existing employees often consider the value of the equity awards they receive in connection with their employment. If the perceived value of our equity awards declines, it may harm our ability to recruit and retain highly skilled employees.

Volatility or lack of appreciation in the price of our ordinary shares may also affect our ability to attract and retain our key employees. Many of our senior personnel and other key employees have become, or will soon become, vested in a substantial number of options. Employees may be more likely to leave us if the shares they own or the shares underlying their vested options or restricted share units have significantly appreciated in value relative to the original purchase price of the shares or the exercise price of the options, or conversely, if the exercise price of the options that they hold are significantly above the market price of our ordinary shares.

While we may not be able to enforce non-compete agreements we enter into with our employees, our current and future competition may attempt to enforce similar agreements with individuals we recruit or attempt to recruit.

We generally enter into agreements with our employees which prohibit our employees, if they cease working for us, from competing directly with us or working for our current and future competition for a limited period. However, we may be unable to enforce these agreements under the laws of the

jurisdictions in which our employees work, and it may be difficult for us to restrict our current and future competition from benefiting from the expertise our former employees developed while working for us. For example, Israeli labor courts have required employers seeking to enforce non-compete undertakings of a former employee to demonstrate that the competitive activities of the former employee will harm one of a limited number of material interests of the employer that have been recognized by the courts, such as the protection of a company's trade secrets or other intellectual property.

If we hire employees from our current and future competition or other companies, their former employers may attempt to assert that these employees or we have breached their legal obligations, resulting in a diversion of our time and resources. In a similar manner, should our current and future competition succeed in hiring some of our employees and executives, and should some of these employees or executives breach their legal obligations and divulge commercially sensitive information to our current and future competition, our ability to successfully compete with our current and future competition may be hindered.

Our management team has limited experience managing a public company.

Our management team has limited experience managing a publicly-traded company, interacting with public company investors and complying with the increasingly complex laws pertaining to public companies. Our management team may not successfully or efficiently manage our transition to being a public company that is subject to significant regulatory oversight and reporting obligations under the federal securities laws and the continuous scrutiny of securities analysts and investors. These obligations and constituents will require significant attention from our senior management and could divert their attention away from the day-to-day management of our business, which could harm our business, results of operations, and financial condition.

We may be subject to litigation for a variety of claims, which could harm our reputation and adversely affect our business, results of operations, and financial condition.

In the ordinary course of business, we may be involved in and subject to litigation for a variety of claims or disputes and receive regulatory inquiries. These claims, lawsuits, and proceedings could include labor and employment, wage and hour, commercial, antitrust, alleged securities law violations or other investor claims, and other matters. The number and significance of these potential claims and disputes may increase as our business expands. Further, our general liability insurance may not cover all potential claims made against us or be sufficient to indemnify us for all liability that may be imposed. Any claim against us, regardless of its merit, could be costly, divert management's attention and operational resources, and harm our reputation. As litigation is inherently unpredictable, we cannot assure you that any potential claims or disputes will not have a material adverse effect on our business, results of operations, and financial condition.

Contractual arrangements between merchants and local distributors may impede the adoption by merchants of a D2C model and diminish the adoption of our platform and services as a result.

A significant segment of our merchants are international brands with a strategic focus on transitioning to a D2C model through the use of e-commerce. Despite making this transition, some brands maintain contractual relationships with distributors of their products such as wholesalers, local webstore operators, marketplaces and franchises in various geographies which our platform makes accessible for D2C sales. Contractual arrangements between brands and their local distributors that provide for exclusivity terms, volume restrictions on alternate distribution channels or most favored client pricing may slow or restrict adoption of our platform and services. Even absent such contractual

obligations, local distributors may still petition the brand to cease its operations through our platform if the brand's D2C sales adversely impact their local distributor sales. Although we believe that our platform and services provide functionality, tools and advantages that match or outweigh the local distributor model and therefore justify their use on a standalone or supplemental basis, resistance on behalf of such distributors and the resulting friction may slow or restrict adoption of our platform and services by such brands in certain locations and diminish our growth in this segment.

Our failure to raise additional capital or generate cash flows necessary to expand our operations and invest in new technologies in the future could reduce our ability to compete successfully and harm our results of operations.

Historically, we have funded our operations and capital expenditures primarily through equity issuances and cash generated from our operations. Although we currently anticipate that our existing cash and cash equivalents, and cash flow from operations will be sufficient to meet our cash needs for the foreseeable future, we may require additional financing, and we may not be able to obtain debt or equity financing on favorable terms, if at all. If we raise equity financing to fund operations or on an opportunistic basis, our shareholders may experience significant dilution of their ownership interests. If we need additional capital and cannot raise it on acceptable terms, or at all, we may not be able to, among other things:

- develop new features, integrations, capabilities, and enhancements;
- continue to expand our product development, sales, and marketing organizations;
- respond to competitive pressures or unanticipated working capital requirements; or
- pursue acquisition opportunities.

Our corporate culture has contributed to our success, and if we cannot maintain this culture as we grow, we could lose the innovative approach, creativity, and teamwork fostered by our culture and our business could be harmed.

We believe that an important contributor to our success has been our corporate culture, which we believe creates an environment that drives and perpetuates our strategy to create a better, more productive way to work and focuses on driving success for our customers. As we continue to grow, including geographically, and develop the infrastructure of a public company, we may find it difficult to maintain our corporate culture. If we do not maintain and continue to develop our corporate culture as we grow and evolve, it could harm our ability to foster the innovation, craftsmanship, teamwork, curiosity, and diversity, we believe that we need to support our growth. Any failure to preserve our culture could also harm our ability to retain and recruit personnel, innovate and operate effectively, and execute on our business strategy.

If we fail to maintain an effective system of disclosure controls and internal control over financial reporting, our ability to produce timely and accurate financial statements or comply with applicable regulations could be impaired.

The Sarbanes-Oxley Act requires, among other things, that we maintain effective disclosure controls and procedures and internal control over financial reporting. We are continuing to develop and refine our disclosure controls and other procedures that are designed to ensure that information required to be disclosed by us in the reports that we will file with the SEC is recorded, processed, summarized, and reported within the time periods specified in SEC rules and forms and that information required to be disclosed in reports under the Securities Exchange Act of 1934, as amended, or the Exchange Act, is accumulated and communicated to our principal executive and financial officers. We are also continuing to improve our internal control over financial reporting. For

example, as we have prepared to become a public company, we have worked to improve the controls around our key accounting processes and our quarterly close process, we have implemented a number of new systems to supplement our core enterprise resource planning, or ERP, system as part of our control environment, and we have hired additional accounting and finance personnel to help us implement these processes and controls. In order to maintain and improve the effectiveness of our disclosure controls and procedures and internal control over financial reporting, we have expended, and anticipate that we will continue to expend, significant resources, including accounting-related costs and significant management oversight. If any of these new or improved controls and systems do not perform as expected, we may experience material weaknesses in our controls. In addition to our results determined in accordance with GAAP, we believe certain non-GAAP measures and key metrics may be useful in evaluating our operating performance. We present certain non-GAAP financial measures and key metrics in this prospectus and intend to continue to present certain non-GAAP financial measures and key metrics in future filings with the SEC and other public statements. Any failure to accurately report and present our non-GAAP financial measures and key metrics could cause investors to lose confidence in our reported financial and other information, which would likely have a negative effect on the trading price of our ordinary shares.

Our current controls and any new controls that we develop may become inadequate because of changes in conditions in our business. Further, weaknesses in our disclosure controls and internal control over financial reporting may be discovered in the future. Any failure to develop or maintain effective controls or any difficulties encountered in their implementation or improvement could harm our results of operations or cause us to fail to meet our reporting obligations and may result in a restatement of our consolidated financial statements for prior periods. Any failure to implement and maintain effective internal control over financial reporting also could adversely affect the results of periodic management evaluations and annual independent registered public accounting firm attestation reports regarding the effectiveness of our internal control over financial reporting that we will eventually be required to include in our periodic reports that will be filed with the SEC. Ineffective disclosure controls and procedures and internal control over financial reporting could also cause investors to lose confidence in our reported financial and other information, which would likely have a negative effect on the trading price of our ordinary shares. In addition, if we are unable to continue to meet these requirements, we may not be able to remain listed on Nasdaq. We are not currently required to comply with the SEC rules that implement Section 404 of the Sarbanes-Oxley Act and are therefore not required to make a formal assessment of the effectiveness of our internal control over financial reporting for that purpose. As a public company, and a foreign-private issuer in particular, we will be required to provide an annual management report on the effectiveness of our internal control over financial reporting commencing with our second annual report on Form 20-F.

Our independent registered public accounting firm is not required to formally attest to the effectiveness of our internal control over financial reporting until after we are no longer an “emerging growth company” as defined in the JOBS Act. At such time, our independent registered public accounting firm may issue a report that is adverse in the event it is not satisfied with the level at which our internal control over financial reporting is documented, designed or operating. Any failure to maintain effective disclosure controls and internal control over financial reporting could harm our business, results of operations, and financial condition and could cause a decline in the price of our ordinary shares.

If our estimates or judgments relating to our critical accounting policies prove to be incorrect, our results of operations could be adversely affected.

The preparation of financial statements in conformity with GAAP requires management to make estimates and assumptions that affect the amounts reported in our consolidated financial statements and related notes. We base our estimates on historical experience and on various other assumptions

that we believe to be reasonable under the circumstances, as provided in the section titled “Management’s Discussion and Analysis of Financial Condition and Results of Operations.” The results of these estimates form the basis for making judgments about the carrying values of assets, liabilities and equity, and the amount of revenue and expenses that are not readily apparent from other sources. Significant assumptions and estimates used in preparing our consolidated financial statements include those related to revenue recognition, share based compensation including the estimation of fair value of ordinary shares, valuation of strategic investments, period of benefit for deferred costs, and uncertain tax positions. Our results of operations may be adversely affected if our assumptions change or if actual circumstances differ from those in our assumptions, which could cause our results of operations to fall below the expectations of securities analysts and investors, resulting in a decline in the trading price of our ordinary shares.

Changes in tax laws or regulations to which we are subject could have an adverse effect on us, our merchants or their shoppers and could increase the costs and reduce the attractiveness of our platform and harm our business.

New income, sales, use or other tax laws, regulations, or ordinances could be enacted and new interpretations of existing tax laws, regulations or ordinances could be adopted at any time. Those changes could adversely affect our domestic and international business operations, and our business, results of operations, and financial condition. These events could require us, our merchants or their shoppers to pay additional tax amounts on a prospective or retroactive basis, as well as require us, our merchants or their shoppers to pay fines and/or penalties and interest for past amounts deemed to be due. If we are required to collect such additional tax amounts from either our merchants or their shoppers and are unsuccessful in collecting such taxes due from our merchants or their shoppers, we could be held liable for such costs, thereby adversely affecting our results of operations and harming our business. If we raise our prices to offset the costs of these changes, merchants may elect not to use our platform and services in the future. Additionally, new, changed, modified, or newly interpreted or applied tax laws could increase our merchants’, our shoppers’ and our compliance, operating, and other costs. Further, these events could decrease the capital we have available to operate our business. Any or all of these events could harm our business, results of operations, and financial condition. For example, on July 1, 2021, new VAT e-commerce rules came into effect, which apply to all sales we make to EU shoppers. Among other requirements, the new VAT rules require us to register and operate a new reporting system (commonly known as “IOSS”). Compliance with these new reporting requirements as well as the newly introduced VAT rules required significant resources and we cannot be certain that we have fully complied with or applied the new requirements, and as a result we may face non-compliance assessments, calculation or remittance gaps and other discrepancies. Further, governments, customs agencies and tax authorities may seek heightened scrutiny and enforcement of the new regulations, which could result in delayed clearance, rejections of our tax submissions, refusal to assess taxes in a timely manner and additional audits.

In addition, we are subject to taxation in several jurisdictions around the world with increasingly complex tax laws, the application of which can be uncertain. The tax authorities in these jurisdictions could review our tax returns and impose additional tax, interest, and penalties, assert that various withholding requirements apply to us or our subsidiaries or that benefits of tax treaties are not available to us or our subsidiaries, any of which could harm us and our results of operations.

Our results of operations may be harmed if we are required to collect sales or other taxes relating to the use of our platform and services in jurisdictions where we have not historically done so.

States and local taxing jurisdictions may impose sales and use taxes, including on services provided electronically or goods sold via the internet. The applicability of sales taxes related to the use

of our platform in various jurisdictions is unclear. We collect and remit sales and value-added tax, or VAT or goods and services tax, or GST, in a number of jurisdictions (including in the U.S.). It is possible, however, that we could face sales tax, VAT or GST audits and that our liability for these taxes could exceed our estimates as state tax authorities could still assert that we are obligated to collect additional tax amounts from merchants and remit those taxes to those tax authorities. Further, one or more U.S. state or non-U.S. authorities could seek to impose additional sales, use or other tax collection and record-keeping obligations on us or may determine that such taxes should have, but have not been, paid by us. We could also be subject to audits in U.S. states and non-U.S. jurisdictions for which we have not accrued tax liabilities. A successful assertion that we should be collecting additional sales or other taxes on our services and/or on goods sold in jurisdictions where we have not historically done so and do not accrue for sales taxes could result in substantial tax liabilities for past sales (including substantial interest and penalties), discourage organizations from utilizing our platform and services, or otherwise harm our business, results of operations, and financial condition.

The enactment of legislation implementing changes in taxation of international business activities, the adoption of other corporate tax reform policies, or changes in tax legislation or policies could impact our future financial position and results of operations.

Corporate tax reform, base-erosion efforts and tax transparency continue to be high priorities in many tax jurisdictions where we have business operations. As a result, policies regarding corporate income and other taxes in numerous jurisdictions are under heightened scrutiny and tax reform legislation is being proposed or enacted in a number of jurisdictions.

In 2015, the Organization for Economic Co-operation and Development (the “OECD”) released various reports under its Base Erosion and Profit Shifting (“BEPS”) action plan to reform international tax systems and prevent tax avoidance and aggressive tax planning. These actions aim to standardize and modernize global corporate tax policy, including cross-border taxes, transfer-pricing documentation rules and nexus-based tax incentive practices which in part are focused on challenges arising from the digitalization of the economy. The reports have a very broad scope including, but not limited to, neutralizing the effects of hybrid mismatch arrangements, limiting base erosion involving interest deductions and other financial payments, countering harmful tax practices, preventing the granting of treaty benefits in inappropriate circumstances and imposing mandatory disclosure rules. It is the responsibility of OECD members to consider how the BEPS recommendations should be reflected in their national legislation. Many countries are beginning to implement legislation and other guidance to align their international tax rules with the OECD’s BEPS recommendations, for example, by signing up to the Multilateral Convention to Implement Tax Treaty Related Measures to Prevent BEPS (the “MLI”) which currently has been signed by over 85 jurisdictions, including Israel who ratified the MLI on September 13, 2018. The MLI implements some of the measures that the BEPS initiative proposes to be transposed into existing treaties of participating states. Such measures include the inclusion in tax treaties of one, or both, of a “limitation-on-benefit” (“LOB”) rule and a “principle purposes test” (“PPT”) rule. The application of the LOB rule or the PPT rule could deny the availability of tax treaty benefits (such as a reduced rate of withholding tax) under tax treaties. There are likely to be significant changes in the tax legislation of various OECD jurisdictions during the period of implementation of BEPS. Such legislative initiatives may materially and adversely affect our plans to expand internationally and may negatively impact our financial condition, tax liability, results of operations and could increase our administrative efforts.

General Risks Affecting Our Business and Operations

Unfavorable conditions in our industry, the global economy, e-commerce or particular verticals within e-commerce, could limit our ability to grow our business and negatively affect our results of operations.

Our results of operations may vary based on the impact of changes in our industry or the global economy on us or our merchants. The revenue growth and potential profitability of our business depend on demand for our platform and services, as well as demand for the products offered by our merchants. Therefore, current or future economic uncertainties or downturns could adversely affect our business and results of operations. Negative conditions in the global economy or individual markets, including changes in gross domestic product growth, financial and credit market fluctuations, political turmoil, natural catastrophes, warfare and terrorist attacks, could cause a decrease in business investments, consumer spending, e-commerce generally and negatively affect our business. A percentage of our merchants are luxury fashion brands, and the adverse impact to our business resulting from any of the foregoing factors could be magnified to the extent that it disproportionately affects merchants in verticals from which our merchants derive a significant amount of their GMV.

The COVID-19 pandemic also has caused heightened uncertainty in the global economy. If economic conditions further deteriorate, shoppers may not have the financial means to make purchases from our merchants and may delay or reduce discretionary purchases, negatively impacting our merchants and our results of operations.

Uncertainty from the pandemic may also cause prospective or existing merchants to defer investment in e-commerce. Our smaller merchants may be more susceptible to general economic conditions than larger businesses, which may have greater liquidity and access to capital. Uncertain and adverse economic conditions also may lead to increased refunds and chargebacks. Since the impact of COVID-19 is ongoing, the effect of the COVID-19 pandemic and the related impact on the global economy may not be fully reflected in our results of operations until future periods. Volatility in the capital markets has been heightened during recent months and such volatility may continue, which may cause declines in the price of our ordinary shares.

To the extent our platform is perceived by merchants as costly, or too difficult to launch or migrate to, it would negatively affect our growth. Our revenue may be disproportionately affected by delays or reductions in general IT spending and reduction in investments in cross-border expansion by merchants. Our competition may respond to market conditions by lowering prices or otherwise bundling their competing solutions with other of their offerings which are widely used by merchants in a way that may make it difficult to attract merchants to our platform and services and may offer more competitive prices (including by way of strategic partnerships, collaborations or otherwise), in order to lure away our merchants. We cannot predict the timing, strength, or duration of any economic slowdown, instability or recovery, generally or within any particular industry. If the economic conditions of the general economy or markets in which we operate worsen from present levels, our business, results of operations and financial condition could be adversely affected.

Risks Relating to Our Ordinary Shares and the Offering

Our share price may be volatile, and you may lose all or part of your investment.

The market price of our ordinary shares could be highly volatile and may fluctuate substantially as a result of many factors, including:

- actual or anticipated fluctuations in our results of operations;
- variance in our financial performance from the expectations of market analysts;

[Table of Contents](#)

- announcements by us or our direct or indirect competition of significant business developments, changes in service provider relationships, acquisitions or expansion plans;
- the impact of the COVID-19 pandemic on our management, employees, partners, merchants, and operating results;
- changes or proposed changes in laws or regulations or differing interpretations or enforcement of laws or regulations affecting our business;
- changes in our pricing model;
- our involvement in litigation or regulatory actions;
- our sale of ordinary shares or other securities in the future;
- market conditions in our industry;
- changes in key personnel;
- the trading volume of our ordinary shares;
- publication of research reports or news stories about us, our competition or our industry, or positive or negative recommendations or withdrawal of research coverage by securities analysts;
- changes in the estimation of the future size and growth rate of our markets; and
- general economic and market conditions.

In addition, the stock markets have experienced extreme price and volume fluctuations. Broad market and industry factors may materially harm the market price of our ordinary shares, regardless of our operating performance. In the past, following periods of volatility in the market price of a company's securities, securities class action litigation has often been instituted against that company. If we were involved in any similar litigation we could incur substantial costs and our management's attention and resources could be diverted.

The concentration of our share ownership with insiders may limit your ability to influence corporate matters, including the ability to influence the outcome of director elections and other matters requiring shareholder approval.

Our executive officers, directors, beneficial owners of greater than 5% of our ordinary shares and affiliated entities together beneficially owned approximately 71.2% of our ordinary shares outstanding as of June 30, 2021 and we anticipate the same group will hold approximately 64.27% of our ordinary shares following this offering (assuming no exercise of the underwriters' option to purchase additional shares). Certain of such holders also have rights to acquire additional ordinary shares upon the exercise of options and warrants in the future. As a result, these shareholders, acting together, will have control over most matters that require approval by our shareholders, including the appointment and dismissal of directors, the terms of compensation of our directors and chief executive officer, certain other related party transactions, capital increases, and amendments to our amended and restated articles of association. Corporate action might be taken even if other shareholders oppose them. This concentration of ownership might also have the effect of delaying or preventing a change of control of us that other shareholders may view as beneficial.

An active trading market for our ordinary shares may not be sustained to provide adequate liquidity.

An active trading market may not be sustained for our ordinary shares. The lack of an active market may impair your ability to sell your shares at the time you wish to sell them or at a price that you consider reasonable. An inactive market may also impair our ability to raise capital by selling ordinary shares and may impair our ability to acquire other companies by using our shares as consideration.

If we do not meet the expectations of equity research analysts, if they do not publish research or reports about our business or if they issue unfavorable commentary or downgrade our ordinary shares, the price of our ordinary shares could decline.

The trading market for our ordinary shares relies in part on the research and reports that equity research analysts publish about us and our business. The analysts' estimates are based upon their own opinions and are often different from our estimates or expectations. If our results of operations are below the estimates or expectations of public market analysts and investors, the price of our ordinary shares could decline. Moreover, the price of our ordinary shares could decline if one or more securities analysts downgrade our ordinary shares or if those analysts issue other unfavorable commentary or cease publishing reports about us or our business.

We are an emerging growth company, as defined in the Securities Act, and we cannot be certain if the reduced disclosure requirements applicable to emerging growth companies will make our ordinary shares less attractive to investors because we may rely on these reduced disclosure requirements.

We are an emerging growth company, as defined in Section 2(a) of the Securities Act of 1933, as amended (the "Securities Act"), as modified by the JOBS Act. Under the JOBS Act, emerging growth companies can delay adopting new or revised financial accounting standards until such time as those standards apply to private companies. We have elected to take advantage of this extended transition period under the JOBS Act for adopting new or revised financial accounting standards.

For as long as we continue to be an emerging growth company, we may also take advantage of certain exemptions from various reporting requirements that are applicable to other public companies that are not emerging growth companies, including presenting only limited selected financial data and not being required to comply with the auditor attestation requirements of Section 404 of the Sarbanes-Oxley Act. As a result, our shareholders may not have access to certain information that they may deem important. We could be an emerging growth company until December 31, 2026, although circumstances could cause us to lose that status earlier, including if our total annual revenue exceeds \$1.07 billion, if we issue more than \$1.0 billion in non-convertible debt securities during any three-year period, or if before that time we are a "large accelerated filer" under U.S. securities laws. We cannot predict if investors will find our ordinary shares less attractive because we may rely on these exemptions. If some investors find our ordinary shares less attractive as a result, there may be a less active trading market for our ordinary shares and our share price may be more volatile.

We are a foreign private issuer and, as a result, we are not subject to U.S. proxy rules and are subject to Exchange Act reporting obligations that, to some extent, are more lenient and less frequent than those of a U.S. domestic public company.

We report under the Exchange Act as a non-U.S. company with foreign private issuer status. Because we qualify as a foreign private issuer under the Exchange Act, we are exempt from certain provisions of the Exchange Act that are applicable to U.S. domestic public companies, including (1) the sections of the Exchange Act regulating the solicitation of proxies, consents or authorizations in respect of a security registered under the Exchange Act, (2) the sections of the Exchange Act requiring insiders to file public reports of their share ownership and trading activities and liability for insiders who profit from trades made in a short period of time and (3) the rules under the Exchange Act requiring the filing with the SEC of quarterly reports on Form 10-Q containing unaudited financial and other specified information, although we are subject to Israeli laws and regulations with regard to certain of these matters and intend to furnish comparable quarterly information on Form 6-K. In addition, foreign private issuers are not required to file their annual report on Form 20-F until 120 days after the end of each fiscal year, while U.S. domestic issuers that are accelerated filers are required to file their annual report

[Table of Contents](#)

on Form 10-K within 75 days after the end of each fiscal year and U.S. domestic issuers that are large accelerated filers are required to file their annual report on Form 10-K within 60 days after the end of each fiscal year. Foreign private issuers are also exempt from Regulation FD, which is intended to prevent issuers from making selective disclosures of material information. As a result of all of the above, you may not have the same protections afforded to shareholders of a company that is not a foreign private issuer.

We may lose our foreign private issuer status in the future, which could result in significant additional costs and expenses.

As discussed above, we are a foreign private issuer, and therefore, we are not required to comply with all of the periodic disclosure and current reporting requirements of the Exchange Act. The determination of foreign private issuer status is made annually on the last business day of an issuer's most recently completed second fiscal quarter, and, accordingly, the next determination will be made with respect to us on June 30, 2022. In the future, we would lose our foreign private issuer status if (1) more than 50% of our outstanding voting securities are owned by U.S. residents and (2) a majority of our directors or executive officers are U.S. citizens or residents, or we fail to meet additional requirements necessary to avoid loss of foreign private issuer status. If we lose our foreign private issuer status, we will be required to file with the SEC periodic reports and registration statements on U.S. domestic issuer forms, which are more detailed and extensive than the forms available to a foreign private issuer. We will also have to mandatorily comply with U.S. federal proxy requirements, and our officers, directors and principal shareholders will become subject to the short-swing profit disclosure and recovery provisions of Section 16 of the Exchange Act. In addition, we will lose our ability to rely upon exemptions from certain corporate governance rules of Nasdaq. As a U.S. listed public company that is not a foreign private issuer, we will incur significant additional legal, accounting and other expenses that we will not incur as a foreign private issuer.

As we are a "foreign private issuer" and follow certain home country corporate governance practices, our shareholders may not have the same protections afforded to shareholders of companies that are subject to all corporate governance rules of Nasdaq.

As a foreign private issuer, we have the option to follow certain home country corporate governance practices rather than those of Nasdaq, provided that we disclose the requirements we are not following and describe the home country practices we are following. We rely on this "foreign private issuer exemption" with respect to Nasdaq rules for shareholder meeting quorums. We may in the future elect to follow home country practices with regard to other matters. As a result, our shareholders may not have the same protections afforded to shareholders of companies that are subject to all corporate governance rules of Nasdaq.

The market price of our ordinary shares could be negatively affected by future issuances and sales of our ordinary shares.

As of June 30, 2021, there were 145,641,073 ordinary shares outstanding, as well as warrants to purchase an aggregate of 10,865,916 ordinary shares at an exercise price of \$0.01 per share. As of June 30, 2021, we also had 13,346,196 ordinary shares available for future grant under our equity incentive plans and 12,287,454 ordinary shares that were subject to share awards outstanding (of which 6,753,151 were vested and exercisable as of June 30, 2021). Sales by us or our shareholders of a substantial number of ordinary shares in the public market, or the perception that these sales might occur, could cause the market price of our ordinary shares to decline or could impair our ability to raise capital through a future sale of, or pay for acquisitions using, our equity securities.

Although we, our executive officers and directors and the holders of substantially all of our ordinary shares outstanding immediately prior to our initial public offering agreed that, until the 180th day after our initial public offering, we and they would not offer, sell, agree to sell, directly or indirectly, or otherwise dispose of any ordinary shares, such agreements are subject to certain exceptions. In particular, as described further in “Shares Eligible for Future Sale —Lock-Up Agreements” below, an aggregate of 7,330,943 Released Shares (as defined below) held by shareholders other than the selling shareholders will be free from the restrictions on transfer set forth in their respective lock-up agreements for the period through and including September 15, 2021.

There can be no assurance that we will not be classified as a passive foreign investment company, which could result in adverse U.S. federal income tax consequences to United States Holders of our ordinary shares.

We would be classified as a passive foreign investment company (“PFIC”) for any taxable year if, after the application of certain look-through rules, either: (i) 75% or more of our gross income for such year is “passive income” (as defined in the relevant provisions of the Internal Revenue Code of 1986, as amended), or (ii) 50% or more of the value of our assets (generally determined on the basis of a quarterly average) during such year is attributable to assets that produce or are held for the production of passive income. For these purposes, cash and other assets readily convertible into cash or that do or could generate passive income are categorized as passive assets, and the value of goodwill and other unbooked intangible assets is generally taken into account. Passive income generally includes, among other things, rents, dividends, interest, royalties, gains from the disposition of passive assets and gains from commodities and securities transactions. For purposes of this test, we will be treated as owning a proportionate share of the assets and earning a proportionate share of the income of any other corporation of which we own, directly or indirectly, at least 25% (by value) of the stock. Based on our market capitalization and the composition of our income, assets and operations, we do not expect to be a PFIC for United States federal income tax purposes for the current taxable year or in the foreseeable future. However, this is a factual determination that must be made annually after the close of each taxable year. Moreover, the value of our assets for purposes of the PFIC determination may be determined by reference to the public price of our ordinary shares, which could fluctuate significantly. In addition, it is possible that the Internal Revenue Service may take a contrary position with respect to our determination in any particular year, and therefore, there can be no assurance that we will not be classified as a PFIC in the current taxable year or in the future. Certain adverse U.S. federal income tax consequences could apply to a United States Holder (as defined in “Taxation—U.S. Federal Income Tax Consideration”) if we are treated as a PFIC for any taxable year during which such United States Holder holds our ordinary shares. United States Holders should consult their tax advisors about the potential application of the PFIC rules to their investment in our ordinary shares. For further discussion, see “Taxation—U.S. Federal Income Tax Consideration—Passive Foreign Investment Company.”

If a United States person is treated as owning at least 10% of our ordinary shares, such holder may be subject to adverse U.S. federal income tax consequences.

If a United States person is treated as owning (directly, indirectly, or constructively) at least 10% of the value or voting power of our ordinary shares, such person may be treated as a “United States shareholder” with respect to each controlled foreign corporation (“CFC”) in our group (if any). Because our group includes a U.S. subsidiary, certain of our non-U.S. subsidiaries will be treated as CFCs (regardless of whether or not we are treated as a CFC). A United States shareholder of a CFC may be required to report annually and include in its U.S. taxable income its pro rata share of “Subpart F income,” “global intangible low-taxed income,” and investments in U.S. property by CFCs, regardless of whether we make any distributions. An individual that is a United States shareholder with respect to a CFC generally would not be allowed certain tax deductions or foreign tax credits that would be

allowed to a United States shareholder that is a U.S. corporation. Failure to comply with these reporting obligations may subject a United States shareholder to significant monetary penalties and may prevent the statute of limitations with respect to such shareholder's U.S. federal income tax return for the year for which reporting was due from starting. We cannot provide any assurances that we will assist investors in determining whether we are or any of our non-U.S. subsidiaries is treated as CFC or whether any investor is treated as a United States shareholder with respect to any such CFC or furnish to any United States shareholders information that may be necessary to comply with the aforementioned reporting and tax paying obligations. The United States Internal Revenue Service has provided limited guidance on situations in which investors may rely on publicly available information to comply with their reporting and tax paying obligations with respect to foreign-controlled CFCs. A United States investor should consult its advisors regarding the potential application of these rules to an investment in our ordinary shares.

Provisions of Israeli law and our amended and restated articles of association may delay, prevent or make undesirable an acquisition of all or a significant portion of our shares or assets.

Provisions of Israeli law and our amended and restated articles of association could have the effect of delaying or preventing a change in control and may make it more difficult for a third-party to acquire us or our shareholders to elect different individuals to our board of directors, even if doing so would be considered to be beneficial by some of our shareholders, and may limit the price that investors may be willing to pay in the future for our ordinary shares. Among other things:

- Israeli corporate law regulates mergers and requires that a tender offer be effected when more than a specified percentage of shares in a company are purchased;
- Israeli corporate law requires special approvals for certain transactions involving directors, officers or significant shareholders and regulates other matters that may be relevant to these types of transactions;
- Israeli corporate law does not provide for shareholder action by written consent for public companies, thereby requiring all shareholder actions to be taken at a general meeting of shareholders;
- our amended and restated articles of association divide our directors into three classes, each of which is elected once every three years;
- our amended and restated articles of association generally require a vote of the holders of a majority of our outstanding ordinary shares entitled to vote present and voting on the matter at a general meeting of shareholders (referred to as simple majority), and the amendment of a limited number of provisions, such as the provision dividing our directors into three classes, requires a vote of the holders of at least 70% of our voting power;
- our amended and restated articles of association restrict us, subject to certain exceptions, from engaging in certain business combination transactions, with any shareholder who holds 20% or more of our voting power. The transactions subject to such restrictions include mergers, consolidations and dispositions of our assets with a market value of 10% or more of our assets or outstanding shares. Subject to certain exceptions, such restrictions will apply for a period of three years following each time a shareholder became the holder of 20% or more of our voting power;
- our amended and restated articles of association do not permit a director to be removed except by a vote of the holders of at least 70% of our voting power; and
- our amended and restated articles of association provide that director vacancies may be filled by our board of directors.

[Table of Contents](#)

Further, Israeli tax considerations may make potential transactions undesirable to us or to some of our shareholders whose country of residence does not have a tax treaty with Israel granting tax relief to such shareholders from Israeli tax. For example, Israeli tax law does not recognize tax-free share exchanges to the same extent as U.S. tax law. With respect to mergers, Israeli tax law allows for tax deferral in certain circumstances but makes the deferral contingent on the fulfillment of numerous conditions, including a holding period of two years from the date of the transaction during which certain sales and dispositions of shares of the participating companies are restricted. Moreover, with respect to certain share swap transactions, the tax deferral is limited in time, and when such time expires, the tax becomes payable even if no disposition of the shares has occurred.

We do not expect to pay any dividends in the foreseeable future.

We have never declared or paid any dividends on our ordinary shares. We do not anticipate paying any dividends in the foreseeable future. We currently intend to retain future earnings, if any, to finance operations and expand our business. Consequently, investors who purchase ordinary shares in this offering may be unable to realize a gain on their investment except by selling such shares after price appreciation, which may never occur.

Our board of directors has sole discretion whether to pay dividends. If our board of directors decides to pay dividends, the form, frequency and amount will depend upon our future operations and earnings, capital requirements and surplus, general financial condition, contractual restrictions and other factors that our directors may deem relevant. The Companies Law imposes restrictions on our ability to declare and pay dividends. See “Description of Share Capital and Articles of Association— Dividend and Liquidation Rights” for additional information.

Payment of dividends may also be subject to Israeli withholding taxes. See “Taxation” for additional information.

We continue to incur increased costs as a result of operating as a public company, and our management is required to devote substantial time to new compliance initiatives and corporate governance practices.

As a public company, and particularly after we are no longer an emerging growth company, we will continue to incur significant legal, accounting and other expenses that we did not incur as a private company. The Sarbanes-Oxley Act, the Dodd-Frank Wall Street Reform and Consumer Protection Act, the listing requirements of Nasdaq and other applicable securities rules and regulations impose various requirements on public companies, including establishment and maintenance of effective disclosure and financial controls and corporate governance practices. Our management and other personnel will continue to devote a substantial amount of time to these compliance initiatives. Moreover, these rules and regulations will continue to increase our legal and financial compliance costs and will make some activities more time-consuming and costly. For example, we expect that these rules and regulations may make it more difficult and more expensive for us to obtain director and officer liability insurance, and could also make it more difficult for us to attract and retain qualified members of our board.

We continue to evaluate these rules and regulations and cannot predict or estimate the amount of additional costs we may incur or the timing of such costs. These rules and regulations are often subject to varying interpretations, in many cases due to their lack of specificity, and, as a result, their application in practice may evolve over time as new guidance is provided by regulatory and governing bodies. This could result in continuing uncertainty regarding compliance matters and higher costs necessitated by ongoing revisions to disclosure and governance practices.

We are required to comply with the SEC’s rules implementing Sections 302 and 404 of the Sarbanes-Oxley Act, which require management to certify financial and other information in our annual

reports and provide an annual management report on the effectiveness of control over financial reporting. Though we are now required to disclose material changes in internal control over financial reporting on an annual basis, we will not be required to make our first annual assessment of our internal control over financial reporting pursuant to Section 404 until we file our annual report for the year ended December 31, 2022 in 2023. Additionally, while we remain an emerging growth company, we will not be required to include an attestation report on internal control over financial reporting issued by our independent registered public accounting firm. To achieve compliance with Section 404 within the prescribed period, we will be engaged in a process to document and evaluate our internal control over financial reporting, which is both costly and challenging. In this regard, we will need to continue to dedicate internal resources, potentially engage outside consultants and adopt a detailed work plan to assess and document the adequacy of internal control over financial reporting, continue steps to improve control processes as appropriate, validate through testing that controls are functioning as documented and implement a continuous reporting and improvement process for internal control over financial reporting.

We currently have limited accounting personnel and continue to evaluate the adequacy of our accounting personnel staffing level and other matters related to our internal control over financial reporting. Despite our efforts, there is a risk that we will not be able to conclude, within the prescribed timeframe or at all, that our internal control over financial reporting is effective as required by Section 404. If we identify one or more material weaknesses once we are a public company, it could result in an adverse reaction in the financial markets due to a loss of confidence in the reliability of our financial statements. As a result, the market price of our ordinary shares could be negatively affected, and we could become subject to investigations by Nasdaq, the SEC or other regulatory authorities, which could require additional financial and management resources.

We have not yet determined whether our existing internal controls over financial reporting are compliant with Section 404 of the Sarbanes-Oxley Act or National Instrument 52-109.

We are not currently required to comply with the rules of the SEC implementing Section 404 of the Sarbanes-Oxley Act ("Section 404") and therefore are not required to make a formal assessment of the effectiveness of our internal control over financial reporting for that purpose. Though we will be required to disclose material changes in internal control over financial reporting on an annual basis, we will not be required to make our first annual assessment of our internal control over financial reporting pursuant to Section 404 until the year following our first annual report required to be filed with the SEC. Additionally, while we remain an emerging growth company, we will not be required to include an attestation report on internal control over financial reporting issued by our independent registered public accounting firm. To achieve compliance with Section 404 within the prescribed period, we will be engaged in a process to document and evaluate our internal control over financial reporting, which is both costly and challenging. In this regard, we will need to continue to dedicate internal resources, potentially engage outside consultants and adopt a detailed work plan to assess and document the adequacy of internal control over financial reporting, continue steps to improve control processes as appropriate, validate through testing that controls are functioning as documented and implement a continuous reporting and improvement process for internal control over financial reporting. We currently have limited accounting personnel and we have begun the process of evaluating the adequacy of our accounting personnel staffing level and other matters related to our internal control over financial reporting. Despite our efforts, there is a risk that we will not be able to conclude, within the prescribed timeframe or at all, that our internal control over financial reporting is effective as required by Section 404. If we identify one or more material weaknesses once we are a public company, it could result in an adverse reaction in the financial markets due to a loss of confidence in the reliability of our financial statements. As a result, the market price of our ordinary shares could be negatively affected, and we could become subject to investigations by Nasdaq, the SEC or other regulatory authorities, which could require additional financial and management resources.

Our amended and restated articles of association provide that unless we consent to an alternate forum, the federal district courts of the United States shall be the exclusive forum of resolution of any claims arising under the Securities Act which may impose additional litigation costs on our shareholders.

Our amended and restated articles of association provide that the federal district courts of the United States shall be the exclusive forum for the resolution of any claims arising under the Securities Act, the Exchange Act or the rules and regulations promulgated pursuant to such statutes. Notwithstanding the foregoing, we note that holders of our securities cannot waive compliance with the federal securities laws and the rules and regulations thereunder. Section 27 of the Exchange Act creates exclusive federal jurisdiction over all suits brought to enforce any duty or liability created by the Exchange Act or the rules and regulations thereunder, and Section 22 of the Securities Act creates concurrent jurisdiction for federal and state courts over all suits brought to enforce any duty or liability created by the Securities Act or the rules and regulations thereunder. As a result, the exclusive jurisdiction provision may not preclude or contract the scope of exclusive federal or concurrent jurisdiction for actions brought under the Securities Act or the Exchange Act, or the respective rules and regulations promulgated thereunder. While the Federal Forum Provision does not restrict the ability of our shareholders to bring claims under the Securities Act, nor does it affect the remedies available thereunder if such claims are successful, we recognize that it may limit shareholders ability to bring a claim in the judicial forum that they find favorable and may increase certain litigation costs which may discourage the filing of claims against the Company, its directors and officers.

Risks Relating to Our Incorporation and Location in Israel

Conditions in Israel could materially and adversely affect our business.

Many of our employees, including certain management members operate from our offices that are located in Petah Tikva, Israel. In addition, a number of our officers and directors are residents of Israel. Accordingly, political, economic, and military conditions in Israel and the surrounding region may directly affect our business and operations. In recent years, Israel has been engaged in sporadic armed conflicts with Hamas, an Islamist terrorist group that controls the Gaza Strip, with Hezbollah, an Islamist terrorist group that controls large portions of southern Lebanon, and with Iranian-backed military forces in Syria. In addition, Iran has threatened to attack Israel and may be developing nuclear weapons. Some of these hostilities were accompanied by missiles being fired from the Gaza Strip against civilian targets in various parts of Israel, including areas in which our employees and some of our consultants are located, and negatively affected business conditions in Israel. Any hostilities involving Israel or the interruption or curtailment of trade between Israel and its trading partners could adversely affect our operations and results of operations

Our commercial insurance does not cover losses that may occur as a result of events associated with war and terrorism. Although the Israeli government currently covers the reinstatement value of direct damages that are caused by terrorist attacks or acts of war, we cannot assure you that this government coverage will be maintained or that it will sufficiently cover our potential damages. Any losses or damages incurred by us could have a material adverse effect on our business. Any armed conflicts or political instability in the region would likely negatively affect business conditions and could harm our results of operations.

Further, in the past, the State of Israel and Israeli companies have been subjected to economic boycotts. Several countries still restrict business with the State of Israel and with Israeli companies. These restrictive laws and policies may have an adverse impact on our operating results, financial condition or the expansion of our business. A campaign of boycotts, divestment and sanctions has been undertaken against Israel, which could also adversely impact our business.

In addition, many Israeli citizens are obligated to perform several days, and in some cases more, of annual military reserve duty each year until they reach the age of 40 (or older, for reservists who are military officers or who have certain occupations) and, in the event of a military conflict, may be called to active duty. In response to increases in terrorist activity, there have been periods of significant call-ups of military reservists. It is possible that there will be military reserve duty call-ups in the future. Our operations could be disrupted by such call-ups, which may include the call-up of members of our management. Such disruption could materially adversely affect our business, prospects, financial condition and results of operations.

It may be difficult to enforce a U.S. judgment against us, our officers and directors named in this prospectus in Israel or the United States, or to assert U.S. securities laws claims in Israel or serve process on our officers and directors.

Not all of our directors or officers are residents of the United States and most of their and our assets are located outside the United States. Service of process upon us or our non-U.S. resident directors and officers and enforcement of judgments obtained in the United States against us or our non-U.S. our directors and executive officers may be difficult to obtain within the United States. We have been informed by our legal counsel in Israel that it may be difficult to assert claims under U.S. securities laws in original actions instituted in Israel or obtain a judgment based on the civil liability provisions of U.S. federal securities laws. Israeli courts may refuse to hear a claim based on a violation of U.S. securities laws against us or our non-U.S. officers and directors because Israel may not be the most appropriate forum to bring such a claim. In addition, even if an Israeli court agrees to hear a claim, it may determine that Israeli law and not U.S. law is applicable to the claim. If U.S. law is found to be applicable, the content of applicable U.S. law must be proved as a fact, which can be a time-consuming and costly process. Certain matters of procedure will also be governed by Israeli law. There is little binding case law in Israel addressing the matters described above. Israeli courts might not enforce judgments rendered outside Israel, which may make it difficult to collect on judgments rendered against us or our non-U.S. officers and directors.

Moreover, an Israeli court will not enforce a non-Israeli judgment if it was given in a state whose laws do not provide for the enforcement of judgments of Israeli courts (subject to exceptional cases), if its enforcement is likely to prejudice the sovereignty or security of the State of Israel, if it was obtained by fraud or in the absence of due process, if it is at variance with another valid judgment that was given in the same matter between the same parties, or if a suit in the same matter between the same parties was pending before a court or tribunal in Israel at the time the foreign action was brought. For more information, see "Enforceability of Civil Liabilities."

Your rights and responsibilities as our shareholder will be governed by Israeli law, which may differ in some respects from the rights and responsibilities of shareholders of U.S. corporations.

We are incorporated under Israeli law. The rights and responsibilities of holders of our ordinary shares are governed by our amended and restated articles of association and the Israeli Companies Law, 5759-1999. These rights and responsibilities differ in some respects from the rights and responsibilities of shareholders in typical U.S. corporations. In particular, pursuant to the Companies Law each shareholder of an Israeli company has to act in good faith and in a customary manner in exercising his, her or its rights and fulfilling his, her or its obligations toward the Company and other shareholders and to refrain from abusing his, her or its power in the Company, including, among other things, in voting at the general meeting of shareholders, on amendments to a company's articles of association, increases in a company's authorized share capital, mergers and certain transactions requiring shareholders' approval under the Companies Law. In addition, a controlling shareholder of an Israeli company or a shareholder who knows that it possesses the power to determine the outcome of

[Table of Contents](#)

a shareholder vote or who has the power to appoint or prevent the appointment of a director or officer in the Company, or has other powers toward the Company has a duty of fairness toward the Company. However, Israeli law does not define the substance of this duty of fairness. There is little case law available to assist in understanding the implications of these provisions that govern shareholder behavior.

Our amended and restated articles of association provide that unless the Company consents otherwise, the competent courts of Tel Aviv, Israel shall be the sole and exclusive forum for substantially all disputes between the Company and its shareholders under the Companies Law and the Israeli Securities Law, which could limit its shareholders ability to bring claims and proceedings against, as well as obtain favorable judicial forum for disputes with the Company, its directors, officers and other employees.

The competent courts of Tel Aviv, Israel shall be the exclusive forum for (i) any derivative action or proceeding brought on behalf of the Company, (ii) any action asserting a claim of breach of fiduciary duty owed by any director, officer or other employee of the Company to the Company or the Company's shareholders, or (iii) any action asserting a claim arising pursuant to any provision of the Companies Law or the Israeli Securities Law. This exclusive forum provisions is intended to apply to claims arising under Israeli Law and would not apply to claims brought pursuant to the Securities Act or the Exchange Act or any other claim for which federal courts would have exclusive jurisdiction. Such exclusive forum provision in our amended and restated articles of association will not relieve the Company of its duties to comply with federal securities laws and the rules and regulations thereunder, and shareholders of the Company will not be deemed to have waived the Company's compliance with these laws, rules and regulations. This exclusive forum provision may limit a shareholders ability to bring a claim in a judicial forum of its choosing for disputes with the Company or its directors or other employees which may discourage lawsuits against the Company, its directors, officers and employees.

SPECIAL NOTE REGARDING FORWARD-LOOKING STATEMENTS

This prospectus contains estimates and forward-looking statements. In some cases, these forward-looking statements can be identified by words or phrases such as “may,” “might,” “will,” “could,” “would,” “should,” “expect,” “plan,” “anticipate,” “intend,” “seek,” “believe,” “estimate,” “predict,” “potential,” “continue,” “contemplate,” “possible” or the negative of these terms or similar expressions. Forward-looking statements contained in this prospectus include, but are not limited to, statements about:

- our ability to retain existing, and attract new, merchants;
- our expectations regarding our revenue, expenses and operations;
- anticipated trends and challenges in our business and the markets in which we operate;
- our ability to compete in our industry;
- our ability to anticipate merchant needs or develop or acquire new functionality or enhance our existing platform to meet those needs;
- our ability to manage our growth and manage expansion into additional markets;
- our ability to establish and protect intellectual property rights;
- our ability to hire and retain key personnel;
- our ability to adapt to emerging or evolving regulatory developments, technological changes, and cybersecurity needs;
- our anticipated cash needs and our estimates regarding our capital requirements and our needs for additional financing; and
- other statements described in this prospectus under “Risk Factors,” “Management’s Discussion and Analysis of Financial Condition and Results of Operations,” and “Business.”

The forward-looking statements in this prospectus are only predictions. We have based these forward-looking statements largely on our current expectations and projections about future events and financial trends that we believe may affect our business, financial condition and results of operations. Forward-looking statements involve known and unknown risks, uncertainties and other important factors that may cause our actual results, performance or achievements to be materially different from any future results, performance or achievements expressed or implied by the forward-looking statements. We believe that these factors include, but are not limited to the factors set forth under “Risk Factors.” Because forward-looking statements are inherently subject to risks and uncertainties, some of which cannot be predicted or quantified, you should not rely on these forward-looking statements as predictions of future events. The events and circumstances reflected in our forward-looking statements may not be achieved or occur and actual results could differ materially from those projected in the forward-looking statements.

In addition, statements that “we believe” and similar statements reflect our beliefs and opinions on the relevant subject. These statements are based upon information available to us as of the date of this prospectus, and while we believe such information forms a reasonable basis for such statements, such information may be limited or incomplete, and our statements should not be read to indicate that we have conducted an exhaustive inquiry into, or review of, all potentially available relevant information.

These statements are inherently uncertain and investors are cautioned not to unduly rely upon these statements.

[Table of Contents](#)

You should read this prospectus and the documents that we reference in this prospectus and have filed as exhibits to the registration statement of which this prospectus forms a part with the understanding that our actual future results, levels of activity, performance and achievements may be materially different from what we expect. We qualify all of our forward-looking statements by these cautionary statements.

The estimates and forward-looking statements contained in this prospectus speak only as of the date of this prospectus. Except as required by applicable law, we undertake no obligation to publicly update or revise any estimates or forward-looking statements whether as a result of new information, future events or otherwise, or to reflect the occurrence of unanticipated events.

USE OF PROCEEDS

The selling shareholders will receive all net proceeds from the sale of the ordinary shares to be sold in this offering. We will not receive any of the proceeds from the sale of our ordinary shares by the selling shareholders, including from any exercise by the underwriters of their option to purchase additional shares. The expenses of the offering, not including the underwriting discount, are estimated at approximately \$1.0 million and are payable by us. See "Underwriting".

DIVIDEND POLICY

We have never declared or paid any dividends on our ordinary shares. We do not anticipate paying any dividends in the foreseeable future. We currently intend to retain future earnings, if any, to finance operations and expand our business. Our board of directors has sole discretion whether to pay dividends. If our board of directors decides to pay dividends, the form, frequency and amount will depend upon our future operations and earnings, capital requirements and surplus, general financial condition, contractual restrictions and other factors that our directors may deem relevant. The Companies Law imposes restrictions on our ability to declare and pay dividends. See “Description of Share Capital and Articles of Association—Dividend and Liquidation Rights” for additional information.

Payment of dividends may be subject to Israeli withholding taxes. See “Taxation —Israeli Tax Considerations” for additional information.

CAPITALIZATION

The following table sets forth our cash and cash equivalents and total capitalization as of June 30, 2021.

You should read this information in conjunction with our consolidated financial statements and the related notes appearing at the end of this prospectus and the “Management’s Discussion and Analysis of Financial Condition and Results of Operations” section and other financial information contained in this prospectus.

	<u>As of June 30, 2021</u>
	<u>Actual</u>
	<u>(in thousands, except</u>
	<u>share and per</u>
	<u>share amounts)</u>
Cash and cash equivalents	\$ 391,008
Ordinary shares, no par value: 300,000,000 shares authorized and 145,641,073 shares issued and outstanding, actual	—
Additional paid-in capital	741,594
Accumulated comprehensive income	(51)
Accumulated deficit	<u>(76,681)</u>
Total shareholders’ (deficit) equity	664,862
Total capitalization	<u>\$ 1,055,870</u>

SELECTED CONSOLIDATED FINANCIAL DATA

We prepare our consolidated financial statements in accordance with GAAP. The selected consolidated financial data for the years ended December 31, 2018, 2019 and 2020 have been derived from our audited consolidated financial statements, which are included elsewhere in this prospectus. The selected historical consolidated statements of operations data presented below for the six months ended June 30, 2020 and 2021 and the selected consolidated balance sheet data as of June 30, 2021 have been derived from our unaudited consolidated financial statements, which are included elsewhere in this prospectus. In the opinion of management, the unaudited data reflects all adjustments, consisting of normal recurring adjustments, necessary for the fair statement of the financial information in those statements. Our historical results for any prior period are not necessarily indicative of results expected in any future period.

The financial data set forth below should be read in conjunction with, and is qualified by reference to “Management’s Discussion and Analysis of Financial Condition and Results of Operations” and the consolidated financial statements and notes thereto included elsewhere in this prospectus.

	Six months ended June 30,		Year ended December 31,		
	2020	2021	2018	2019	2020 (As restated)
(in thousands, except share and per share data)					
Consolidated Statement of Operations Data:					
Revenue	\$ 49,476	\$ 103,438	\$ 38,640	\$65,852	\$136,375
Cost of revenue	<u>34,029</u>	<u>67,471</u>	<u>30,050</u>	<u>47,188</u>	<u>92,902</u>
Gross profit	15,447	35,967	8,590	18,664	43,473
Operating expenses:					
Research and development	6,821	11,182	9,541	12,034	15,400
Sales and marketing	3,776	33,117	3,667	4,593	9,838
General and administrative	3,960	7,051	5,760	6,988	9,822
Total operating expenses	<u>14,557</u>	<u>51,350</u>	<u>18,968</u>	<u>23,615</u>	<u>35,060</u>
Operating profit (loss)	890	(15,383)	(10,378)	(4,951)	8,413
Financial expenses net	<u>2,549</u>	<u>8,129</u>	<u>1,165</u>	<u>2,559</u>	<u>4,339</u>
Profit (loss) before income taxes	(1,659)	(23,512)	(11,543)	(7,510)	4,074
Income taxes	9	461	50	34	160
Net profit (loss)	<u>\$ (1,668)</u>	<u>\$ (23,973)</u>	<u>\$ (11,593)</u>	<u>\$ (7,544)</u>	<u>\$ 3,914</u>
Undistributed earnings attributable to participating securities			—	—	3,189
Net earnings (loss) attributable to ordinary shareholders	<u>(1,668)</u>	<u>(23,973)</u>	<u>(11,593)</u>	<u>(7,544)</u>	<u>725</u>

Table of Contents

	Six months ended June 30,		Year ended December 31,		
	2020	2021	2018	2019	2020 (As restated)
Net earnings (loss) per ordinary share attributable to ordinary shareholders, basic	\$ (0.08)	\$ (0.44)	\$ (0.60)	\$ (0.38)	\$ 0.03
Net earnings (loss) per ordinary share attributable to ordinary shareholders, diluted	(0.08)	(0.44)	(0.60)	(0.38)	0.03
Weighted average shares used in computing basic net earnings (loss) per share	20,686,427	54,750,595	19,366,272	19,654,276	21,120,208
Weighted average shares used in computing diluted net earnings (loss) per share	20,686,427	54,750,595	19,366,272	19,654,276	28,637,801

(in thousands)

Consolidated Statement of Cash

Flows Data:

Net cash (used in) provided by operating activities	\$ (3,162)	\$ (13,696)	\$ (7,987)	\$ 7,028	\$ 29,350
Net cash used in investing activities	(459)	(74,122)	(1,612)	(452)	(24,046)
Net cash provided by financing activities	59,261	397,156	19,972	147	59,360

Consolidated Balance Sheet Data:

Cash and cash equivalents	\$ 391,008	\$ 9,530	\$ 5,034	\$ 68,637
Total assets	743,855	28,539	43,599	161,295
Total liabilities	78,993	20,661	42,897	93,252
Additional paid-in capital	741,594	3,224	3,592	8,087
Accumulated deficit	(76,681)	(49,078)	(56,622)	(52,708)
Total shareholders' (deficit) equity	664,862	(45,854)	(53,030)	(44,510)

MANAGEMENT'S DISCUSSION AND ANALYSIS OF FINANCIAL CONDITION AND RESULTS OF OPERATIONS

You should read the following discussion together with "Selected Consolidated Financial Data" and the consolidated financial statements and related notes included elsewhere in this prospectus. This discussion contains forward-looking statements regarding industry outlook and our expectations regarding our future performance, liquidity and capital resources, as well as other non-historical statements. These forward-looking statements are subject to numerous risks and uncertainties, including, but not limited to, the risks and uncertainties described in "Risk Factors" and "Special Note Regarding Forward-Looking Statements." Our actual results may differ materially from those contained in or implied by any forward-looking statements.

Overview

We have built the world's leading platform to enable and accelerate global, direct-to-consumer cross-border e-commerce.

Our platform was purpose-built for international shoppers to buy seamlessly online and for merchants to sell from, and to, anywhere in the world – in short, to "go global." At the same time, to "be local" reflects the localization of the shopper's experience and our efforts to make international transactions as seamless as domestic ones.

We increase the conversion of international traffic into sales by removing much of the complexity associated with international e-commerce. Our platform provides a mission-critical, integrated solution that creates a localized and frictionless shopper experience and is simple to manage, flexible to adjust and smart in its local market insights and best practices. The vast capabilities of our end-to-end platform include interaction with shoppers in their native languages, market-adjusted pricing, payment options tailored to local market preferences, compliance with local consumer regulations and requirements such as customs duties and taxes, shipping services, after-sales support and returns management. These elements are unified under the Global-e platform to enhance the shopper experience and enable merchants to capture the cross-border opportunity.

We operate at the forefront of global e-commerce, which is being transformed by technology, internet adoption and the rise of social networks connecting the world. Shopper buying habits are rapidly shifting online and shoppers expect to be able to purchase any product online – from anywhere in the world. Trends and consumer tastes are becoming increasingly global, driving the expansion of cross-border e-commerce, but the preference remains for an intuitive online shopping experience that feels local. In parallel, the rapid growth in e-commerce has created an opportunity for merchants to build and strengthen a direct consumer relationship with the shopper. Solutions that enable D2C sales have become a strategic priority for brands and retailers as they seek to take advantage of these e-commerce trends, gaining ownership and knowledge of their international shoppers.

Our comprehensive platform creates differentiated benefits for both shoppers and merchants. Shoppers seek competitive, localized and transparent pricing, a seamless and secure order and delivery process, and a painless returns and refunding process. We address these needs through a fully localized experience that removes many of the barriers shoppers face when purchasing from merchants internationally. We integrate with, and enhance the online stores of merchants and localize the shoppers' experience based on the country from which they shop. We support local messaging in over 25 languages, purchases in more than 100 currencies by over 150 payment methods and a multitude of shipping options. Shoppers enjoy a fully-guaranteed landed price quote, which includes shipping costs, import duties and tax charges, as well as post-sale services, including multi-lingual

customer service and a managed returns service. The enhanced shopper experience we enable typically results in improved sales conversion of our merchants' international traffic, thereby increasing their cross-border revenues. We have seen merchants experience significant uplift (often exceeding 60%) in international traffic conversion after beginning to use our platform.

For merchants, our platform also removes much of the complexity that is associated with cross-border e-commerce. Sales are reconciled and paid for locally and in the merchant's native currency. We handle import duties calculation and collection, foreign sales tax remittance as well as tax recovery for returned goods in line with market regulations. We also displace certain fraud and foreign exchange risks that would otherwise be borne by merchants. We allow merchants to expand and scale their cross-border operations rapidly and efficiently, enabling a quick go-to-market with limited investment. As of June 30, 2021, we have more than 520 merchants on our platform across diversified verticals and ranging from small emerging brands to globally-recognized retailers.

The scale and sophistication of our platform rely on the data and insights we have accumulated since our founding more than seven years ago. We refer to the application of our data as "Smart Insights" – country-, price-point- and vertical-specific lessons learned about shopper behavior. These insights are expanded every time a potential shopper enters a merchant's online store – which occurs hundreds of millions of times each year – allowing us to gather additional data points along the purchasing journey. We believe that by leveraging our Smart Insights, merchants can provide highly-optimized experiences for shoppers on a per-market, per-vertical and per-price point basis, driving increased sales conversion and revenues. By providing a superior and seamless shopper experience and empowering merchants to capture the global e-commerce opportunity, we believe that we drive more transactions and thereby accumulate more data, which in turn increases the quality and depth of our Smart Insights. This creates strong flywheel effects that further power our business and that of our merchants.

The merchants' success is our success, and we aspire to become their trusted partner for international sales. The better the outcomes for merchants and the more revenue and growth they achieve, the greater our own revenue and growth. We believe this alignment of interests with merchants is core to our long-term success. This is evidenced by our Gross Dollar Retention Rate, which has typically been over 98% since 2018, and our Net Dollar Retention Rate, which has typically been over 140% during the same period.

Our History

Since our launch in 2013, we have achieved several key business, operational, and financial milestones:



Our Business Model

We have an attractive volume-based revenue model, driven by shopper order activity on our merchants' websites. As a result, our revenues, which are generated from the fees charged for the use of our integrated platform solution and provision of fulfillment services, are correlated with the level of GMV (as defined under "—Key Performance Indicators and Other Operating Metrics") that flows through our platform. We offer a fully integrated platform solution to merchants, and derive revenues by charging fees that vary depending on the transaction volume processed, outbound countries and destination markets, level of customer service provided and shipping options, among other variables.

Service fees revenue is generated as a percentage of the GMV that flows through our platform. Fulfillment services revenue is generated through our offerings of shipping and handling. We mandatorily bundle components of our integrated platform solution that we believe are essential to achieving improved sales conversion of our merchants' international traffic. Our fulfillment services are offered on an optional basis, and thus merchants may choose to utilize or cease utilizing our fulfillment services, either in whole or for select markets, at any time and from time to time. Many merchants use our fulfillment services alongside our integrated platform solution due to convenience and competitive pricing achieved due to our economies of scale, while some merchants choose to use our integrated platform solution on a standalone basis. Service fees revenue generated from the use of our integrated platform solution on a standalone basis has increased over time, equaling \$0.2 million (or 1.4% of service fees revenue), \$1.0 million (or 4.3% of service fees revenue), \$2.6 million (or 5.2% of service fees revenue) and \$2.1 million (or 5.6% of service fee revenues) for the years ended December 31, 2018, 2019 and 2020 and the six months ended June 30, 2021, respectively.

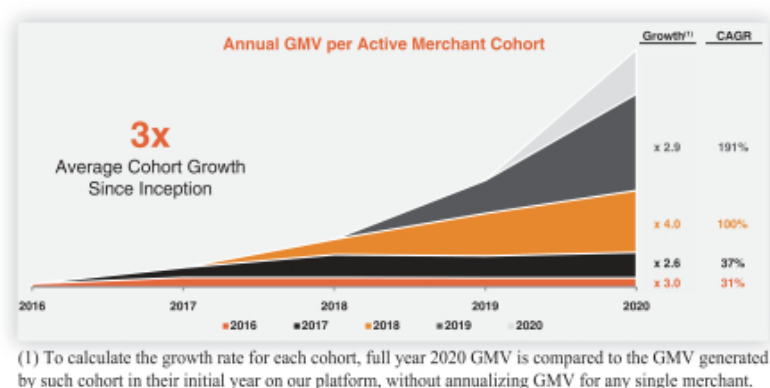
Over and above the revenues generated, we view shopper traffic and GMV as critical to our success because they generate valuable data, further fueling our Smart Insights. These data-driven insights are an integral part of the integrated solutions we provide to our merchants and a key driver in

Table of Contents

the growth of their cross-border revenue. During the year ended December 31, 2020 shoppers that visited e-commerce websites powered by our platform generated 4.6 million orders and \$136.4 million of revenue.

An important component of our revenue growth is the retention and expansion of our existing merchant base. Our revenue model is driven by the ability to retain and grow our business with existing merchants and attract new merchants from new geographies, segments and verticals. Revenue from our existing merchant base has grown significantly over time as our merchants' cross-border revenues have grown, the volume of transactions that our merchants process through our platform has increased and we have expanded to additional geographic corridors. The revenue growth from our existing merchants that continue to process transactions on our platform has historically exceeded any lost revenue from merchants that discontinued their use of our platform. We measure the revenue growth from our existing merchant base using Net Dollar Retention Rate, and we measure the lost revenue from merchants that discontinue their use of our platform using Gross Dollar Retention Rate.

We aim to sign contracts with merchants for a minimum term of 12 months and with a minimum committed monthly volume. The vast majority of our merchants choose to stay on our platform beyond the initial term and trade at larger volumes than the contractually agreed minimum. The chart below demonstrates the GMV for each annual merchant cohort from 2016 to 2019. Each annual merchant cohort is comprised of merchants that completed their first shopper transaction on our platform during the corresponding year. For example, the 2019 merchant cohort includes all merchants that completed their first shopper transaction on our platform between January 1, 2019 and December 31, 2019. Our GMV from these merchants grew 191% for the year ended December 31, 2020 relative to our GMV from these same merchants for the year ended December 31, 2019.



Our existing merchant base is critical to our success, generating approximately 74% and 85% of our GMV in the year ended December 31, 2019 and 2020, respectively, and 90% of our GMV for the six months ended June 30, 2021. Our Net Dollar Retention Rate for the years ended December 31, 2019 and 2020 was 134% and 172%, respectively. For the six months ended June 30, 2021, we continued to observe a high Net Dollar Retention Rate ahead of our typically observed rate of over 140% since 2018. Our high Net Dollar Retention Rate is driven both by strong retention and by the growth of our merchants' transaction volumes processed on our platform. We believe this highlights the mission-critical nature of our platform for merchants that continue to grow with us over time.

As of June 30, 2021 we had a diversified base of 522 merchants, up 18.1% (from 442 merchants) and up 84.5% (from 283 merchants) as of December 31, 2020 and December 31, 2019, respectively. These merchants range from globally-recognized retailers to small, emerging brands located across 11 countries. Our largest merchant represented approximately 20% and 15% of total GMV for the years

ended December 31, 2019 and 2020, respectively, and 12% of total GMV for the six months ended June 30, 2021. Such merchant generated 25% and 18% of our total revenues for the years ended December 31, 2019 and 2020, respectively, and 16% of total revenues for the six months ended June 30, 2021, while our top ten merchants represented 44% and 37% of our total revenues for the years ended December 31, 2019 and 2020, respectively, and 37% of total revenues for the six months ended June 30, 2021. We expect the percentage of our revenue represented by our largest merchant to continue decreasing in future years as our existing merchants continue to grow and we onboard new merchants.

Our significant scale and growth mean we also enjoy increasing geographic diversification in terms of both “outbound” sales, which term refers to sales from the merchant’s country of origin, and “destination market” sales, which term refers to sales made to shoppers in various markets. The United Kingdom has historically been our largest outbound market. However, outbound sales from the United Kingdom as a percentage of total revenue have been decreasing over time as we developed additional outbound markets, namely the United States and the EU. For the year ended December 31, 2020, the United Kingdom represented 58.8% of our revenues, with North America, the EU, and Israel representing 25%, 15.6% and 0.6%, respectively. While we expect our outbound sales from the United Kingdom to continue growing in absolute terms, we expect that outbound sales from the United Kingdom as a percentage of total revenue will continue to decrease in future periods. We expect to continue attracting new merchants in geographies outside of the United Kingdom, including countries in which we have existing operations as well as new markets. For example, we are beginning to establish a presence in the Asia-Pacific (“APAC”) region, which we believe represents a significant opportunity. Of the 522 merchants served by our platform as of June 30, 2021, 49.6% were located in the United Kingdom, while 34.9% and 13.8% were located in North America and Europe, respectively, and 1.8% were located in other geographies. With regards to the destination markets from which shoppers make purchases through our platform, the United States, the largest destination market, represented 16% and 13% of our total revenue for the year ended December 31, 2020 and six months ended June 30, 2021, respectively, and no other destination market represented more than 10% of our total revenue for either period.

In addition to retaining and growing our existing merchant base, we are able to efficiently acquire new merchants. In the years ended December 31, 2019 and 2020, we added 141 and 204 new merchants to our platform, respectively. We have developed an effective go-to-market strategy leveraging a dedicated team of sales executives. We also plan to continue leveraging our mutually-beneficial channel partnerships, which broaden our merchant base and generate significant leads for our sales team. For example, we recently entered into a Services and Partnership Agreement with Shopify to jointly cooperate in offering e-commerce cross-border solutions to Shopify merchants. As our scale grows, so does our own brand equity, which leads to more inbound prospects as well as stronger word-of-mouth-based sales whereby an existing Global-e merchant recommends our solution to other players in the market. We view our ability to efficiently acquire merchants at scale as a differentiated competitive advantage. We measure the efficiency of our merchant acquisition strategy by tracking payback period, or the amount of time required to recover merchant acquisition costs in a given year from the merchants acquired in that year, based on the gross profit realized from such merchants in the following year. For merchants acquired in the year ended December 31, 2019, our payback period was less than six months.

Key Performance Indicators and Other Operating Metrics

Key Performance Indicators

We review the following indicators to measure our performance, identify trends affecting our business, formulate business plans, and make strategic decisions. Increases or decreases in our key performance indicators may not correspond with increases or decreases in our revenue.

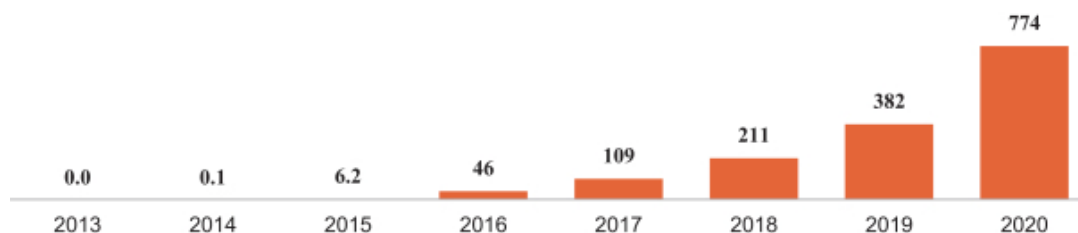
Table of Contents

The following table summarizes the key performance indicators that we use to evaluate our business for the years ended December 31, 2018, 2019 and 2020, and for the six months ended June 30, 2020 and 2021.

(\$ in millions)	Six months ended June 30		Year Ended December 31,		
	2020	2021	2018	2019	2020
Gross Merchandise Value	\$ 281	\$ 593	\$ 211	\$ 382	\$ 774
Net Dollar Retention Rate	—	—	153%	134%	172%
Revenue	\$49.5	\$103.4	\$ 38.6	\$65.9	\$136.4
Gross Profit	\$15.5	\$ 36.0	\$ 8.6	\$18.7	\$ 43.5
Gross Profit as % of Revenue	31.2%	34.8%	22.2%	28.3%	31.9%
Adjusted EBITDA(1)	\$ 2.7	\$ 12.9	\$(10.0)	\$(4.6)	\$ 12.6
Adjusted EBITDA as % of Revenue	5.4%	12.4%	(25.9)%	(6.9)%	9.2%

(1) See “Prospectus Summary—Summary Consolidated Financial and Other Data” for a reconciliation of Adjusted EBITDA to operating profit (loss), the most directly comparable GAAP financial measure, and an explanation of why we consider Adjusted EBITDA useful.

Gross Merchandise Value. We derive the substantial part of our revenue from fees we charge for the use of our integrated platform solution. These fees are generally correlated with the total value of transactions processed through our platform. We assess the growth in transaction volume using a metric we refer to as Gross Merchandise Value (“GMV”) which is defined as the combined amount we collect from the shopper and the merchant for all components of a given transaction, including products, duties and taxes and shipping. GMV does not represent revenue earned by us; however, the GMV processed through our platform is an indicator of the volume of cross-border transactions processed through our platform by our merchants.



(GMV, USD in millions)

Net Dollar Retention Rate. We assess our performance in retaining and expanding relationships with our existing merchant base using a metric we refer to as Net Dollar Retention Rate, which compares our GMV from the same set of merchants across comparable periods. We calculate Net Dollar Retention Rate for a given period as the GMV in that period divided by the GMV in the comparable period in the prior year, in each case, from merchants that processed transactions on our platform in the earlier of the two periods. Our Net Dollar Retention Rate therefore includes the effect on GMV of any merchant renewals, expansion, contraction and churn but excludes the effect of revenue from merchants that contributed to our GMV in the current period but not in the earlier period. A Net Dollar Retention Rate greater than 100% for a given period implies overall growth in GMV from merchants that were already processing transactions on our platform prior to that period.

Our Net Dollar Retention Rate has typically been over 140% since 2018, and for the years ended December 31, 2018, 2019 and 2020 was 153%, 134% and 172%, respectively. For the six months ended June 30, 2021, we continued to observe a high Net Dollar Retention Rate ahead of our typically observed rate of over 140% since 2018. Our Net Dollar Retention Rate may fluctuate in future periods

[Table of Contents](#)

due to a number of factors, including the expansion of our revenue base, the level of penetration within our merchant base, enhancements made to our existing platform and our ability to retain our existing merchant base.

Revenue. We generate revenues by charging merchants fees for the use of our integrated platform. Our revenues are correlated with the level of GMV that flows through our platform. We have experienced rapid revenue growth in recent years, growing 70.4% and 107.1% in the years ended December 31, 2019 and 2020, respectively and 109.1% in the six months ended June 30, 2021.

Gross Profit and Gross Margin. Our cost of revenue consists primarily of costs associated with payment acquiring fees, shipping and logistic costs, and operational merchant support expenses, such as customer service. Our gross profit represents our revenue less our cost of revenue. In recent years, we have consistently increased our gross profit as a percentage of revenue, or our gross margin, mainly due to economies of scale resulting from growth in GMV and revenue, as well as efficiencies stemming from our optimization. For the years ended December 31, 2018, 2019, and 2020, our gross margin was 22.2%, 28.3%, and 31.9%, respectively and for the six months ended June 30, 2020 and 2021 was 31.2% and 34.8% respectively.

Adjusted EBITDA. Adjusted EBITDA is defined as operating profit (loss) adjusted for depreciation and amortization and stock-based compensation expense. Adjusted EBITDA is a non-GAAP financial metric. Our Adjusted EBITDA grew from \$(4.6) million for the year ended December 31, 2019 to \$12.6 million for the year ended December 31, 2020. This increase was primarily driven by growth in revenues and gross margin, as well as operating leverage.

For the six months ended June 30, 2021, our Adjusted EBITDA was \$12.9 million, including \$7.6 million of Adjusted EBITDA for the three months ended June 30, 2021, representing a 378.7% increase from \$2.7 million for the six months ended June 30, 2020, including \$3.1 million of Adjusted EBITDA for the three months ended June 30, 2020. The increase was primarily driven by growth in revenues and gross margin, as well as operating leverage.

See "Prospectus Summary—Summary Consolidated Financial and Other Data" for information regarding the limitations of using Adjusted EBITDA as a financial measure and for a reconciliation of Adjusted EBITDA to its most directly comparable GAAP measure.

Other Operating Metrics

Gross Dollar Retention Rate. In addition to tracking our key performance indicators above, we also periodically measure our Gross Dollar Retention Rate to further assess our performance in retaining our existing customer base. Gross Dollar Retention Rate measures revenue lost from merchants that discontinue their use of our platform, but does not reflect the benefit of customer expansion, contraction or additions. Gross Dollar Retention Rate may therefore never exceed 100%. We believe our high gross retention rates demonstrate that we serve a vital role for our merchants, as the vast majority of our merchants continue to use our platform.

To calculate the Gross Dollar Retention Rate for a particular quarter, we first calculate the total seasonality adjusted annualized GMV for that quarter. We then calculate the value of GMV from any merchants who discontinued their use of our platform during that quarter, or churned, based on their total GMV from the four quarters preceding such quarter, which we refer to as churned GMV. We then divide (a) the churned GMV by (b) the total seasonality adjusted annualized GMV to calculate the percentage churn for that quarter. Gross Dollar Retention Rate for a particular year is calculated by aggregating the percentage churn of the four quarters within that year and subtracting the result from 100%.

Our Gross Dollar Retention Rate has typically been over 98% since 2018.

Key Factors Affecting Our Performance

We believe our future performance will continue to depend on many factors, including the following:

- **Continued Growth in Cross-Border E-commerce:** We expect to benefit from significant tailwinds including strong growth in global e-commerce, the continued rise in the influence of social media on shopper spending habits worldwide, the increasing relevance of D2C, as well as increased cross-border e-commerce. The rise in complexity of cross-border trade, stemming from constantly-changing regulations and technology, serves as an additional tailwind by driving merchant demand for third-party solutions with the relevant expertise and infrastructure, such as Global-e.
- **Increasing Existing Merchant Retention and Expansion:** We care deeply about the merchants we serve. Our commitment to their success, we believe, increases retention and likelihood of expanding their activity on our platform. Supporting our merchants begins with enhancing both the shopper and the merchant experience; as such, we focus our efforts on developing products and functionality to ease the complexity they face when engaging in cross-border e-commerce. We provide customer support services to their shoppers, take full responsibility for processing duties and taxes, employ dedicated teams to optimize their offering and increase their sales conversion and continue to take steps to boost retention. Our effectiveness in retaining and expanding our existing merchants' sales is a critical component of our revenue growth and operating results.
- **New Merchant Acquisition:** Our growth depends in part on our ability to attract new merchants and add their GMV to our platform. Over the past seven years, we have experienced substantial expansion in the number of merchants served by our platform, which totaled 522 and 442 as of June 30, 2021 and December 31, 2020, respectively. New merchant acquisition is a key to scaling our platform. We have historically achieved efficient payback periods driven by a combination of direct sales, inbound inquiries, word-of-mouth referrals and channel partnerships. Continuing to add merchants to our platform in an efficient manner is a key component of our ability to grow our revenues. As a result of the recently signed expansion of our partnership with Shopify, we expect that we will be able to accelerate the growth of our merchant base.
- **Successful Expansion to Additional Geographies:** We believe our platform can compete successfully around the world, as it enables merchants, regardless of geography, to expand their market footprint to more shoppers by selling globally. In order to successfully acquire merchants across geographies, Global-e has local sales teams in the United States, the United Kingdom and the EU. We plan to add local sales support in further select international markets over time to support our growth. Specifically, we are putting efforts into expanding into the APAC region where we see a significant opportunity.
- **Investing to Scale Our Platform and Merchant Base:** We have made, and will continue to make, significant investments in our platform to retain and scale our merchant base and enhance their experiences. In the years ended December 31, 2018, 2019 and 2020, we spent \$9.5 million (or 24.7% of revenue), \$12.0 million (or 18.3% of revenue) and \$15.4 million (or 11.3% of revenue), respectively, on research and development. These amounts represent year over year increases of 26.1% and 28.0% in the years ended December 31, 2019 and 2020, respectively. For the six months ended June 30, 2021, we spent \$11.2 million (or 10.8% of revenue) on research and development, representing an increase of 63.9% from \$6.8 million (or 13.8% of revenue) for the six months ended June 30, 2020. In the years ended December 31, 2018, 2019 and 2020, we spent \$3.7 million (or 9.5% of revenue), \$4.6 million (or 7.0% of revenue) and \$9.8 million (or 7.2% of revenue), respectively, on sales and

marketing. These amounts represent year over year increases of 25.3% and 114.2% in the years ended December 31, 2019 and 2020, respectively. For the six months ended June 30, 2021, we spent \$33.1 million (or 32.0% of revenue) on sales and marketing, representing an increase of 777.0% from \$3.8 million (or 7.6% of revenue) for the six months ended June 30, 2020, mainly due to an amortization expense of \$25.5 million related to the Shopify warrants. We plan to continue to invest significantly in go-to-market and innovation to address the needs of merchants. We also plan to increase headcount. The resources we commit to, and the investments we make in, our platform are designed to retain and expand the sales of our merchants, expand into new geographies and acquire new merchants, fuel our “Smart Insights” data set and improve our operating results in the long term.

- **Revenue Seasonality:** Our revenue is correlated with the level of GMV that our merchants generate through our platform. Our merchants typically process additional GMV each year in the fourth quarter, which includes Black Friday, Cyber Monday and the holiday season, driven by an uptick in e-commerce sales. As a result, we historically have generated higher revenues in the fourth quarter than in other quarters. In the years ended December 31, 2018, 2019 and 2020, fourth quarter GMV represented approximately 37%, 38% and 39%, respectively, of our total GMV. We believe that similar seasonality trends will affect our future quarterly performance.
- **Increased Efficiency from Economies of Scale:** Given our cost base has a significant fixed-cost component, as our GMV scales, we achieve margin expansion due to operating leverage. In addition, our larger size allows us to negotiate better terms with our suppliers allowing us to further optimize our cost base. As the number of merchants on our platform grows, we also generate increasing amounts of data which in turn enable smarter decisions and optimizations that further increase efficiency.
- **COVID-19:** The global pandemic resulting from the spread of COVID-19 increased e-commerce volumes in the first nine months of 2020, a trend that we believe has had a positive impact on our business. Lockdown restrictions contributed to an increased shift of shoppers to online retail activity. In addition, store closures and social distancing requirements accelerated the transition of merchants to focusing on D2C e-commerce in general, and cross-border e-commerce in particular. Our platform remained active, with no material outages or service disruptions. We successfully navigated elevated global order volumes as well as the need to rapidly adapt to changing circumstances such as temporary closures due to lockdowns, demonstrating our platform's resilience, flexibility and effectiveness during the period of global volatility. While we cannot estimate the duration or scope of the crisis, or the potential effect it may have on our operations, we anticipate that our business will be positively affected by the lasting impact of COVID-19 on physical stores and shopper preferences and the resulting increase in e-commerce sales. While revenue may be more variable in the near-term, we believe we are well-positioned to continue to benefit from the macro-economic shift to e-commerce that COVID-19 has accelerated.

Components of Our Results of Operations

Revenue. Our revenue is comprised of service fees and fulfillment services.

Service fees revenue is generated as a percentage of the GMV that flows through our platform. Fulfillment services revenue is generated through the Company's offerings of shipping and handling services. Revenue is recognized at the time the related performance obligation is satisfied by transferring the promised product or delivery of service. The amount of revenue recognized reflects the consideration that the Company expects to receive in exchange for these products or services.

[Table of Contents](#)

Cost of revenue. Cost of revenue primarily consists of payment acquiring fees, fulfillment costs, including shipping and logistic costs, operational merchant support expenses, such as customer service, payroll and allocated overhead. Overhead is allocated to cost of revenue based on applicable headcount. We expect cost of revenue to increase in absolute dollars in future periods due to our expected expansion. The level and timing of all of these items could fluctuate and affect our cost of revenue in the future.

Gross profit and gross margin. Our gross profit and gross margin may fluctuate from period to period. Such fluctuations may be influenced by our revenue, including the seasonality of our revenues, changes in cost of goods sold, our continued investments in our platform, our expected expansion into additional geographies and the growth of our merchant base.

Research and development expenses. Research and development expenses include personnel-related expenses associated with development personnel responsible for the design, development and testing of Company products, other development-related expenses, including cost of development environments and tools, and allocated overhead. Research and development costs are expensed as incurred. We expect these costs to increase as we continue to hire new employees in order to support the growing scale and feature set of our platform. We believe continued investments in research and development are important to attain our strategic objectives and maintain our market leadership position. As such, we expect research and development costs to increase in absolute dollars, but this expense is expected to decrease as a percentage of total revenue.

Sales and marketing expenses. Sales and marketing expenses primarily consist of costs of our marketing and merchant success personnel, sales commissions, marketing activities, merchant acquisition costs and allocated overhead. Overhead is allocated to sales and marketing based on applicable headcount. We intend to continue to invest in our sales and marketing capabilities in the future to continue to increase our brand awareness and to grow our merchant base. We expect these costs to increase on an absolute dollar basis as we grow our business. Sales and marketing expense in absolute dollars and as a percentage of total revenue may fluctuate from period-to-period based on total revenue levels and the timing of our investments in our sales and marketing functions as these investments may vary in scope and scale over future periods. As a result of our entry into the Services and Partnership Agreement and the related issuance of warrants to purchase 19,604,239 ordinary shares to Shopify, we will recognize a commercial agreement asset which will be recognized upon the vesting of the warrants, and will be amortized over time.

General and administrative expenses. General and administrative expenses primarily consist of costs of personnel-related expenses, including share-based compensation, associated primarily with our finance, legal, human resources and other operational and administrative functions, external professional services and allocated overhead. We expect that our general and administrative expenses will increase in absolute dollars for the foreseeable future as we increase the size of our general and administrative function to support the growth of our business, as well as to cover the additional cost and expenses associated with becoming a publicly listed company.

Financial expenses, net. Financial expenses, net primarily includes interest income (expense), currency conversion and other bank related fees and income and gains (losses) from foreign exchange fluctuations.

Income taxes. Income taxes consist primarily of income taxes related to the jurisdictions in which we conduct business. Our effective tax rate is affected by tax rates in jurisdictions and the relative amounts of income we earn in those jurisdictions, changes in the valuation of our deferred tax assets and liabilities, applicability of any valuation allowances, and changes in tax laws in jurisdictions in which

Table of Contents

we operate. Our net operating loss carry forwards for Israeli tax purposes amounted to approximately \$24 million as of December 31, 2020.

We expect to realize net losses in future periods as a result of the significant increase in sales and marketing expenses in connection with the vesting of the warrants issued to Shopify.

Results of Operations

The following tables set forth our results of operations in U.S. dollars and as a percentage of revenue for the periods indicated:

	Six months ended June 30		Year Ended December 31,		
	2020	2021	2018	2019	2020 (As restated)
(in thousands)					
Revenue	\$49,476	\$103,438	\$ 38,640	\$65,852	\$ 136,375
Cost of revenue	34,029	67,471	30,050	47,188	92,902
Gross profit	15,447	35,967	8,590	18,664	43,473
Operating expenses:					
Research and development	6,821	11,182	9,541	12,034	15,400
Sales and marketing	3,776	33,117	3,667	4,593	9,838
General and administrative	3,960	7,051	5,760	6,988	9,822
Total operating expenses	14,557	51,350	18,968	23,615	35,060
Operating profit (loss)	890	(15,383)	(10,378)	(4,951)	8,413
Financial expenses, net	2,549	8,129	1,165	2,559	4,339
Profit (loss) before income taxes	(1,659)	(23,512)	(11,543)	(7,510)	4,074
Income taxes	9	461	50	34	160
Net profit (loss)	<u>\$ (1,668)</u>	<u>\$ (23,973)</u>	<u>\$ (11,593)</u>	<u>\$ (7,544)</u>	<u>\$ 3,914</u>
(as a % of revenue)					
Revenue	100.0%	100.0%	100.0%	100.0%	100.0%
Cost of revenue	68.8	65.2	77.8	71.7	68.1
Gross profit	31.2	34.8	22.2	28.3	31.9
Operating expenses:					
Research and development	13.8	10.8	24.7	18.3	11.3
Sales and marketing	7.6	32.0	9.5	7.0	7.2
General and administrative	8.0	6.8	14.9	10.6	7.2
Total operating expenses	29.4	49.6	49.1	35.9	25.7
Operating profit (loss)	1.8	(14.9)	(26.9)	(7.5)	6.2
Financial expenses, net	5.2	7.9	3.0	3.9	3.2
Profit (loss) before income taxes	(3.4)	(22.7)	(29.9)	(11.4)	3.0
Income taxes	0.0	0.1	0.0	0.0	0.1
Net profit (loss)	<u>(3.4)%</u>	<u>(23.2)%</u>	<u>(30.0)%</u>	<u>(11.5)%</u>	<u>2.9%</u>

Six months ended June 30, 2021 compared to six months ended June 30, 2020

Revenue. Revenue increased by \$54.0 million, or 109%, to \$103.4 million for the six months ended June 30, 2021 from \$49.5 million for the six months ended June 30, 2020, consisting of increases in service fees revenue of \$20.9 million, or 120.8%, to \$38.2 million from \$17.3 million and fulfillment revenue of \$33.1 million, or 102.8%, to \$65.2 million from \$32.2 million.

The increase in service fees revenue resulted primarily from growth of GMV from \$281 million in the six months ended June 30, 2020 to \$593 million in the six months ended June 30, 2021. The increase in fulfillment revenue resulted primarily from an increase of transactions processed through our platform from approximately 1.7 million in the six months ended June 30, 2020 to approximately 2.9 million in the six months ended June 30, 2021, and was slightly offset by an increase in the number of merchants using our platform services on a standalone basis.

Cost of Revenue and Gross Profit Margin. Cost of revenue increased by \$33.4 million, or 98.3%, to \$67.5 million for the six months ended June 30, 2021 from \$34.0 million for the six months ended June 30, 2020, consisting of increases in service fees costs of \$5.3 million, or 89.1%, to \$11.3 million from \$6.0 million for the six months ended June 30, 2020, and in fulfillment costs of \$28.1 million, or 100.2%, to \$56.2 million for the six months ended June 30, 2021 from \$28.1 million for the six months ended June 30, 2020. The increase in service fees costs was primarily driven by the increased cost of serving the higher value of transactions processed through our platform, partially offset by optimization and cost reduction of service fees related costs. The increase in fulfillment costs was primarily driven by the growth in volume of transactions processed through our platform.

Research and Development Expenses. Research and development costs increased by \$4.4 million, or 63.9%, to \$11.2 million for the six months ended June 30, 2021 from \$6.8 million for the six months ended June 30, 2020. This increase was primarily driven by the expansion of our research and development personnel and platform capacity to further develop our platform capabilities and support the growth of transaction volume. Total headcount within research and development expenses increased by 67 from June 30, 2020 to June 30, 2021.

Sales and Marketing Expenses. Sales and marketing expenses increased by \$29.3 million, or 777.0%, to \$33.1 million for the six months ended June 30, 2021 from \$3.8 million for the six months ended June 30, 2020. This increase was primarily driven by an amortization expense of \$25.5 million related to the Shopify warrants and by the expansion of our sales and marketing personnel to support our expansion efforts. Total headcount within sales and marketing increased by 22 from June 30, 2020 to June 30, 2021.

General and Administrative Expenses. General and administrative expenses increased by \$3.1 million, or 78.1%, to \$7.1 million for the six months ended June 30, 2021 from \$4.0 million for the six months ended June 30, 2020. This increase was primarily driven by the expansion of our general and administrative personnel, as well as increased expense incurred in connection with supplementing our general and administrative function with third-party consultants and expenses related to being a public company. Total headcount within general and administrative increased by 15 from June 30, 2020 to June 30, 2021.

Financial Expenses, Net. Financial expenses, net increased by \$5.6 million, or 218.9%, to \$8.1 million for the six months ended June 30, 2021 from \$2.6 million for the six months ended June 30, 2020, primarily driven by revaluation of warrants to purchase convertible preferred shares of the Company, offset by income generated from deposits and marketable securities.

Income Taxes. Income taxes increased by \$452 thousand to \$461 thousand for the six months ended June 30, 2021 from \$9 thousand for the six months ended June 30, 2020, primarily driven by provisions for current taxes in the United States and the Netherlands.

Year ended December 31, 2020 compared to year ended December 31, 2019

Revenue. Revenue increased by \$70.5 million, or 107.1%, to \$136.4 million for the year ended December 31, 2020 from \$65.9 million for the year ended December 31, 2019, consisting of increases in service fees revenue of \$26.4 million, or 112%, to \$49.9 million from \$23.5 million, and fulfillment revenue of \$44.1 million, or 104%, to \$86.4 million from \$42.4 million.

The increase in service fees revenue resulted primarily from growth of GMV from \$382 million in the year ended December 31, 2019 to \$774 million in the year ended December 31, 2020. GMV generated from existing merchants increased by \$274 million, primarily attributable to growth in cross-border sales and an increase in the use of our platform to support additional inbound markets. In the year ended December 31, 2020, 204 new merchants were onboarded to our platform and generated GMV of \$118 million in such period. The increase in fulfillment revenue resulted primarily from an increase of transactions processed through our platform from approximately 2.4 million in 2019 to approximately 4.6 million in 2020, and was slightly offset by an increase in the number of merchants using our platform services on a standalone basis.

Cost of Revenue and Gross Profit Margin. Cost of revenue increased by \$45.7 million, or 96.9%, to \$92.9 million for the year ended December 31, 2020 from \$47.2 million for the year ended December 31, 2019, consisting of increases in service fees costs of \$6.1 million, or 65%, to \$15.4 million from \$9.3 million, and fulfillment costs of \$39.7 million, or 105%, to \$77.5 million from \$37.8 million. The increase in service fees costs was primarily driven by the increased cost of serving the higher value of transactions processed through our platform, partially offset by optimization and cost reduction of service fees related costs. The increase in fulfillment costs was primarily driven by the growth in volume of transactions processed through our platform.

Research and Development Expenses. Research and development expenses increased by \$3.4 million, or 28.0%, to \$15.4 million for the year ended December 31, 2020 from \$12.0 million for the year ended December 31, 2019. This increase was primarily driven by the expansion of our research and development personnel and platform capacity to further develop our platform capabilities and support the growth of transaction volume. Total headcount within research and development expenses increased by 30 from December 31, 2019 to December 31, 2020.

Sales and Marketing Expenses. Sales and marketing expenses increased by \$5.2 million, or 114.2%, to \$9.8 million for the year ended December 31, 2020 from \$4.6 million for the year ended December 31, 2019. This increase was primarily driven by expansion of our sales and marketing personnel to support our expansion efforts. Total headcount within sales and marketing increased by 23 from December 31, 2019 to December 31, 2020.

General and Administrative Expenses. General and administrative expenses increased by \$2.8 million, or 40.6%, to \$9.8 million for the year ended December 31, 2020 from \$7.0 million for the year ended December 31, 2019. This increase was primarily driven by an increase in stock-based compensation expenses of \$2.9 million, most of which were related to secondary transactions, expansion of our general and administrative personnel, as well as increased expense incurred in connection with supplementing our general and administrative function with third-party consultants. The increase in general and administrative expenses was partially offset by a reduction in travel and other expenses due to restrictions related to the COVID-19 pandemic. Total headcount within general and administrative increased by 3 from December 31, 2019 to December 31, 2020.

Financial Expenses, Net. Financial expenses, net increased by \$1.8 million, or 70%, to \$4.3 million for the year ended December 31, 2020 from \$2.6 million for the year ended December 31,

2019, primarily driven by revaluation of warrants to purchase convertible preferred shares of the Company, offset by fluctuations in exchange rates and income generated from deposits and marketable securities.

Income Taxes. Income taxes increased by \$126 thousand to \$160 thousand for the year ended December 31, 2020 from \$34 thousand for the year ended December 31, 2019, primarily driven by an increase in deferred tax liability.

Year ended December 31, 2019 compared to year ended December 31, 2018

Revenue. Revenue increased by \$27.2 million, or 70.4%, to \$65.9 million for the year ended December 31, 2019 from \$38.6 million for the year ended December 31, 2018, consisting of increases in service fees revenue of \$10.7 million, or 84%, to \$23.5 million from \$12.8 million and fulfillment revenue of \$16.5 million, or 64%, to \$42.4 million from \$25.8 million.

The increase in service fees revenue resulted primarily from growth in GMV from \$211 million in the year ended December 31, 2018 to \$382 million in the year ended December 31, 2019. GMV generated from existing merchants increased by \$71 million, primarily attributable to growth in cross-border sales and an increase in the use of our platform to support additional inbound markets. In the year ended December 31, 2019 141 new merchants were onboarded to our platform and generated GMV of \$99 million in such period. The increase in fulfillment revenue resulted primarily from an increase of transactions processed through our platform from approximately 1.4 million in 2018 to approximately 2.4 million in 2019, and was slightly offset by an increase in the number of merchants using our platform services on a standalone basis.

Cost of Revenue and Gross Profit Margin. Cost of revenue increased by \$17.1 million, or 57%, to \$47.2 million for the year ended December 31, 2019 from \$30.1 million for the year ended December 31, 2018, consisting of increases in service fees costs of \$4.4 million, or 89%, to \$9.3 million from \$4.9 million, and fulfillment costs of \$12.7 million, or 51%, to \$37.8 million from \$25.1 million. The increase in service fees costs were primarily driven by the increased cost of serving the higher value of transactions processed through our platform. The increase in fulfillment costs were primarily driven by the growth in volume of transactions processed through our platform, partially offset by lower average shipping costs achieved due to economies of scale.

Research and Development Expenses. Research and development costs increased by \$2.5 million, or 26.1%, to \$12 million for the year ended December 31, 2019 from \$9.5 million for the year ended December 31, 2018. This increase was primarily driven by the expansion of our research and development personnel and platform capacity to further develop our platform capabilities and support the growth of transaction volume. Total headcount within research and development increased by 24 from December 31, 2018 to December 31, 2019.

Sales and Marketing Expenses. Sales and marketing expenses increased by \$0.9 million, or 25%, to \$4.6 million for the year ended December 31, 2019 from \$3.7 million for the year ended December 31, 2018. This increase was primarily driven by expansion of our sales and marketing personnel to support our expansion efforts. Total headcount within sales and marketing increased by 15 from December 31, 2018 to December 31, 2019.

General and Administrative Expenses. General and administrative expenses increased by \$1.2 million, or 21%, to \$7 million for the year ended December 31, 2019 from \$5.8 million for the year ended December 31, 2018. This increase was primarily driven by expansion of our general and administrative personnel to support our business expansion, as well as increased expense incurred in connection with supplementing our general and administrative function with third-party consultants. Total headcount within general and administrative increased by 3 from December 31, 2018 to December 31, 2019.

[Table of Contents](#)

Financial Expenses, Net. Financial expenses, net increased by \$1.4 million, or 120%, to \$2.6 million for the year ended December 31, 2019 from \$1.2 million for the year ended December 31, 2018, primarily driven by fluctuations in exchange rates and increased foreign currency conversion costs as a result of the growth in value of the transactions processed on our platform.

Income Taxes. Income taxes decreased by \$16 thousand to \$34 thousand for the year ended December 31, 2019 from \$50 thousand for the year ended December 31, 2018, primarily driven by a decrease in deferred tax liability.

Quarterly Results of Operations

The following tables present our unaudited consolidated quarterly results of operations in U.S. dollars and as a percentage of revenue for the periods indicated. This information should be read in conjunction with our consolidated financial statements and related notes included elsewhere in this prospectus. We have prepared the unaudited consolidated quarterly financial information for the quarters presented on the same basis as our audited consolidated financial statements. The historical quarterly results presented are not necessarily indicative of the results that may be expected for any future quarters or periods.

	Three Months Ended									
	Mar. 31, 2019	June 30, 2019	Sept. 30, 2019	Dec. 31, 2019	Mar. 31, 2020	June 30, 2020	Sept. 30, 2020	Dec. 31, 2020	Mar. 31, 2021	June 30, 2021
(in thousands)										
Other Operating Metrics:										
GMV	68,782	75,167	94,549	143,287	114,439	167,008	188,749	303,647	266,555	326,231
Consolidated Statements of Operations Data:										
Revenue	12,511	12,690	16,149	24,502	19,689	29,787	33,325	53,574	46,151	57,287
Cost of revenue	9,571	9,749	11,451	16,416	13,907	20,122	23,269	35,604	30,784	36,687
Gross profit	2,940	2,941	4,698	8,085	5,782	9,665	10,056	17,970	15,367	20,600
Operating expenses:										
Research and development	2,642	2,840	3,141	3,412	3,215	3,606	3,707	4,872	5,444	5,739
Sales and marketing	974	868	1,191	1,560	1,852	1,924	2,168	3,894	3,099	30,017
General and administrative	1,645	1,690	1,540	2,113	1,277	2,683	2,077	3,785	2,714	4,337
Total operating expenses	5,260	5,398	5,872	7,085	6,343	8,214	7,952	12,551	11,257	40,093
Operating profit (loss)	(2,320)	(2,457)	(1,173)	1,000	(561)	1,451	2,104	5,419	4,110	(19,493)
Financial expenses, net	131	1,067	(343)	1,704	702	1,847	850	940	5,709	2,420

Table of Contents

	Three Months Ended									
	Mar. 31, 2019	June 30, 2019	Sept. 30, 2019	Dec. 31, 2019	Mar. 31, 2020	June 30, 2020	Sept. 30, 2020	Dec. 31, 2020	Mar. 31, 2021	June 30, 2021
(in thousands)										
Income taxes	—	1	—	33	4	5	5	146	150	311
Net profit (loss)	(2,451)	(3,526)	(830)	(737)	(1,267)	(401)	1,249	4,333	(1,749)	(22,224)

	Three Months Ended									
	Mar. 31, 2019	June 30, 2019	Sept. 30, 2019	Dec. 31, 2019	Mar. 31, 2020	June 30, 2020	Sept. 30, 2020	Dec. 31, 2020	Mar. 31, 2021	June 30, 2021
(as a % of revenue)										
Consolidated Statements of Operations Data:										
Revenue	100.0	100.0	100.0	100.0	100.0	100.0	100.0	100.0	100.0	100.0
Cost of revenue	76.5	76.8	70.9	67.0	70.6	67.6	69.8	66.5	66.7	64.0
Gross profit	23.5	23.2	29.1	33.0	29.4	32.4	30.2	33.5	33.3	36.0
Operating expenses:	42.0	42.5	36.4	28.9	32.2	27.6	23.9	23.4	24.4	70.0
Research and development	21.1	22.4	19.4	13.9	16.3	12.1	11.1	9.1	11.8	10.0
Sales and marketing	7.8	6.8	7.4	6.4	9.4	6.5	6.5	7.3	6.7	52.4
General and administrative	13.1	13.3	9.5	8.6	6.5	9.0	6.2	7.1	5.9	7.6
Total operating expenses	42.0	42.5	36.4	28.9	32.2	27.6	23.9	23.4	24.4	70.0
Operating profit (loss)	(18.5)	(19.4)	(7.3)	4.1	(2.9)	4.9	6.3	10.1	8.9	(34.0)
Financial expenses, net	1.1	8.4	(2.1)	7.0	3.6	6.2	2.6	1.8	12.4	4.2
Income taxes	0.0	0.0	0.0	0.1	0.0	0.0	0.0	0.3	0.3	0.5
Net profit (loss)	(19.6)	(27.8)	(5.1)	(3.0)	(6.4)	(1.3)	3.7	8.1	(3.8)	(38.8)

Liquidity and Capital Resources

Since our inception, we have financed our operations primarily through private placements of our equity securities. On May 14, 2021, we completed our initial public offering in which we sold 17,250,000 ordinary shares, which included 2,250,000 ordinary shares sold pursuant to the exercise by the underwriters of an over-allotment option to purchase additional shares, for proceeds of approximately \$401.1 million, net of the underwriting discount and before deducting offering expenses of approximately \$3.5 million. Our cash and cash equivalents were \$391.0 million as of June 30, 2021, consisting of cash in banks. This amount does not include cash of \$31.0 million that we received or settled from shoppers via third-party payment service providers and which flows through our bank account for payment to merchants, recorded separately on our balance sheet in funds receivable, including cash in banks with a corresponding liability in funds payable to customers.

Our primary requirement for liquidity and capital resources is to finance working capital and capital expenditures, and for general corporate purposes. We believe that our sources of liquidity and capital resources will be sufficient to meet our business needs for at least the next 12 months. Our future financing requirements will depend on many factors including our growth rate, levels of revenue, the expansion of sales and marketing activities, market acceptance of our platform, and the timing and extent of spending to support expansion of our platform.

[Table of Contents](#)

The following table presents the summary consolidated cash flow information for the periods presented.

(in thousands)	Six months ended June 30		Year ended December 31,		
	2020	2021	2018	2019	2020 (As restated)
Net cash (used in) provided by operating activities	\$ (3,162)	\$ (13,696)	\$ (7,987)	\$ 7,028	\$ 29,350
Net cash used in investing activities	(459)	(74,122)	(1,612)	(452)	(24,046)
Net cash provided by financing activities	59,261	397,156	19,972	147	59,360

Net cash provided by (used in) operating activities

Net cash used in operating activities was \$8 million for the year ended December 31, 2018, and was primarily comprised of net loss of \$11.6 million, \$2.6 million of prepaid expenses and other assets and \$1.3 million of funds receivable, offset by funds payable of \$4.2 million, accounts payable of \$1.3 million and accrued expenses and other liabilities of \$2.1 million.

Net cash provided by operating activities was \$7 million for the year ended December 31, 2019, and was primarily comprised of net loss of \$7.5 million and prepaid expenses and other assets of \$3.9 million, offset by funds payable of \$12.5 million, accounts payable of \$4.1 million and accrued expenses and other liabilities of \$4.2 million.

Net cash provided by operating activities was \$29.3 million for the year ended December 31, 2020, and was primarily comprised of net profit of \$3.9 million, funds payable of \$12.9 million, accounts payable of \$10.0 million and accrued expenses and other liabilities of \$18.9 million, offset by prepaid expenses and other assets of \$12.3 million and funds receivable of \$11.8 million.

Net cash used in operating activities was \$13.7 million for the six months ended June 30, 2021, and was primarily comprised of net loss of \$23.9 million, \$5.4 million of prepaid expenses, and \$9.5 million of funds receivables, offset by amortization of commercial agreement asset of \$25.5 million and remeasurement of warrant liabilities to preferred shares of \$5.9 million.

Net cash used in investing activities

Net cash used in investing activities was \$1.6 million for the year ended December 31, 2018, and was primarily comprised of purchases of long-term investments.

Net cash used in investing activities was \$0.5 million for the year ended December 31, 2019, and was primarily comprised of investments in property and equipment.

Net cash used in investing activities was \$24.0 million for the year ended December 31, 2020, and was primarily comprised of marketable securities and short term investments.

Net cash used in investing activities was \$74.1 million for the six months ended June 30, 2021, and was primarily comprised of purchases of short-term deposits.

Net cash provided by financing activities

Net cash provided by financing activities was \$20 million for the year ended December 31, 2018, comprised of proceeds of preferred equity financing.

Net cash provided by financing activities was \$0.1 million for the year ended December 31, 2019, and was primarily comprised of proceeds derived from the exercise of share options.

[Table of Contents](#)

Net cash provided by financing activities was \$59.4 million for the year ended December 31, 2020, and was primarily comprised of proceeds of preferred equity financing.

Net cash provided by financing activities was \$397.2 million for the six months ended June 30, 2021, comprised of proceeds from issuance of ordinary shares in connection with our initial public offering ("IPO") of \$397 million, net of issuance costs.

Contractual Obligations

Our significant contractual obligations as of December 31, 2020 are summarized in the following table:

(in thousands)	Payments Due by Period				
	Total	Less than 1 Year	1 to 3 years	3 to 5 Years	Thereafter
Short term operating lease obligations	941	941	—	—	—
Long term operating lease obligations	3,692	—	1,530	732	1,430
Total	4,633	941	1,530	732	1,430

Off-Balance Sheet Arrangements

We have no off-balance sheet arrangements.

Recently Issued Accounting Pronouncements

A description of recently issued accounting pronouncements that may potentially impact our financial position, results of operations or cash flows is disclosed in Note 2 to our audited consolidated financial statements included elsewhere in this prospectus.

Application of Critical Accounting Policies and Estimates

Our consolidated financial statements have been prepared in accordance with GAAP. The preparation of these financial statements requires us to make estimates and assumptions that amounts reported in our consolidated financial statements and accompanying notes. Our estimates are based on our historical experience and on various other factors that we believe are reasonable under the circumstances. The Company is subject to uncertainties such as the impact of future events, economic and political factors, and changes in the Company's business environment; therefore, actual results could differ from these estimates. Accordingly, the accounting estimates used in the preparation of the Company's consolidated financial statements will change as new events occur, as more experience is acquired, as additional information is obtained, and as the Company's operating environment evolves.

We believe that the accounting policies discussed below are critical to understanding our historical and future performance, as these policies relate to the more significant areas involving management's judgments and estimates. See Note 2 to our consolidated financial statements appearing at the end of this prospectus for a description of our other significant accounting policies.

Revenue Recognition

The Company's revenues are comprised of:

1. **Service Fees** –The Company provides merchants a cross-border e-commerce platform which enables to sell their products to consumers worldwide. Revenue is generated as a percentage of the value of transactions that flow through the Company's platform.

2. Fulfillment services – The Company offers shipping, handling, and other global delivery services in order to deliver merchants' goods to consumers.

The Company elected to adopt Accounting Standards Codification ("ASC") Topic 606, Revenue from Contracts with Customers ("ASC 606"), effective as of January 1, 2018, utilizing the full retrospective method of adoption. Accordingly, the consolidated financial statements for the years ended December 31, 2018 and 2019 are presented under ASC 606.

There was no material impact to the Company's consolidated financial statements as a result of this adoption.

In accordance with ASC 606, revenue is recognized when a customer obtains control of promised goods or services are delivered. The amount of revenue recognized reflects the consideration that the Company expects to receive in exchange for these goods or services. To achieve the core principle of this standard, the Company applied the following five steps:

1. Identification of the Contract, or Contracts, with the Customer. The Company determines that it has a contract with a customer when each party's rights regarding the products or services to be transferred can be identified, the payment terms for the services can be identified, the Company has determined the customer has the ability and intent to pay, and the contract has commercial substance. At contract inception, the Company evaluates whether two or more contracts should be combined and accounted for as a single contract and whether the combined or single contract includes more than one performance obligation.

2. Identification of the Performance Obligations in the Contract. Performance obligations promised in a contract are identified based on the products and services that will be transferred to the customer that are both capable of being distinct, whereby the customer can benefit from the products or services either on their own or together with other resources that are readily available from third parties or from the Company, and are distinct in the context of the contract, whereby the transfer of the products and services is separately identifiable from other promises in the contract. The Company identified two distinct performance obligations: service fees and fulfillment services.

3. Determination of the Transaction Price. The transaction price is determined based on the consideration to which the Company expects to be entitled in exchange for transferring products or delivery of services to the customer. The Company applied the practical expedient in ASC 606 and did not evaluate payment terms of one year or less for the existence of a significant financing component. Revenue is recognized net of any taxes collected from customers which are subsequently remitted to governmental entities (e.g., sales tax and other indirect taxes).

4. Allocation of the Transaction Price to the Performance Obligations in the Contract. Contracts that contain multiple performance obligations require an allocation of the transaction price to each performance obligation based on each performance obligation's relative standalone selling price ("SSP"). To determine SSP, the Company maximizes the use of observable standalone sales and observable data, where available. In instances where performance obligations do not have observable standalone sales, the Company utilizes available information that may include market conditions, pricing strategies, and other observable inputs.

5. Recognition of the Revenue when, or as, a Performance Obligation is Satisfied. Revenue is recognized at the time the related performance obligation is satisfied by transferring the promised product or delivery of service to the customer. Revenue is recognized in an amount that reflects the consideration that the Company expects to receive in exchange for those products or services.

[Table of Contents](#)

For each performance obligation identified, the Company is required to determine whether control of the good or service transfers to the customer over time or at a point in time. The assessment of whether control transfers over time or at a point in time is critical to the timing of revenue recognition. The control over the promised services for each of the components is transferred as follows:

1. **Service Fees**—the revenues are recognized once the transaction is considered completed, when the payment is processed by the Company, and the merchant goods arrive at the Company's hub. The Company determined it acts as an agent since it does not have control over the goods provided to the shopper, based on the agreement with the merchant. The Company is not primarily responsible for the acceptability of the goods (for example - the quality of the goods provided to the consumer). Furthermore, the Company has no discretion in determining the prices paid by the consumer for the goods. The Company earns a fee based on a fixed percentage of the total amount of the goods. Therefore, revenues derived from the service fees are presented on a net basis.
2. **Fulfillment services**—the service is recognized over the shipment period starting upon the dispatch to the carrier until it reaches the consumer. The Company determined it acts as a principal since it is the primary obligor to fulfill its promise to its customers, controls the services (i.e., the Company directs other parties to provide services on its behalf), has discretion in determining the carrier it uses to provide the service and bears the risk of loss if the actual cost of the fulfillment service exceeds the fee. Therefore, revenues derived from the fulfillment services are presented on a gross basis.

The Company elected to apply the optional exemption under ASC 606 not to disclose the remaining performance obligations that relate to contracts with an original expected duration of one year or less.

Ordinary Shares Valuations

Commencing May 11, 2021, our ordinary shares were publicly traded on Nasdaq. Upon the completion of our IPO, our share options are valued by reference to the trading prices of our ordinary shares in the public market.

In connection with our IPO, the board of directors adopted a new share incentive plan (the "2021 Plan") for employees, office holders, directors, service providers and consultants. The 2021 Plan provides for the grant of stock options (including incentive stock options and nonqualified stock options), ordinary shares, restricted shares, restricted share units, stock appreciation rights and other share-based awards,

Unless otherwise determined by the administrator and stated in the award agreement, and subject to the conditions of the 2021 Plan, awards vest and become exercisable under the following schedule: 25% of the shares covered by the award, on the first anniversary of the vesting commencement date determined by the administrator (and in the absence of such determination, the date on which such award was granted), and 6.25% of the shares covered by the award at the end of each subsequent three-month period thereafter over the course of the following three years; provided that the grantee remains continuously as an employee or provides services to the company throughout such vesting dates.

As there was no public market for our ordinary shares prior to the IPO, the fair value of our ordinary shares was determined by our board of directors after considering contemporaneous third-party valuations and input from management. The valuations of the Company's ordinary shares were determined in accordance with the guidelines outlined in the American Institute of Certified Public Accountants Practice Aid, Valuation of Privately-Held-Company Equity Securities Issued as

[Table of Contents](#)

Compensation. In the absence of a public trading market, the Company's board of directors, with input from management, exercised significant judgment and considered various objective and subjective factors to determine the fair value of the Company's ordinary shares as of the date of each option grant, including the following factors:

- the nature and history of the Company's business;
- the general economic conditions and the Company's industry outlook;
- the Company's book value and overall financial condition;
- the Company's earning capacity;
- the company's dividend history;
- the existence of goodwill or other intangible value within the Company's business;
- prior interest sales and the size of the interests being valued; and
- the market price of companies engaged in the same or a similar line of the Company's business having their equity securities actively traded in a free and open market, either on an exchange or over-the-counter.

In valuing the Company's ordinary shares prior to the IPO, the Company used current/recent round of financing, to determine the fair value of the business, or equity value.

The resulting equity value was then allocated to each share class using an Option Pricing Model ("OPM"). The OPM allocates the overall company value to the various share classes based on differences in liquidation preferences, participation rights, dividend policy, and conversion rights, using a series of call options. The OPM is appropriate to use when the range of possible future outcomes is difficult to predict. Beginning in April 2020, the Company utilized a probability-weighted expected return method ("PWERM") to allocate value among the various share classes. The PWERM involves the estimation of the value of the Company under multiple future potential outcomes and estimates the probability of each potential outcome. The per-share value of the Company's ordinary shares as determined through the PWERM was ultimately based upon probability-weighted per share values resulting from the various future scenarios, which include an initial public offering or continued operation as a private company. After the ordinary share value was determined, a discount for lack of marketability ("DLOM") was applied to arrive at the fair value of the ordinary shares on a non-marketable basis. A DLOM is applied in order to reflect the lack of a recognized market for a closely held interest and the fact that a non-controlling equity interest may not be readily transferable. A market participant purchasing this share would recognize this illiquidity associated with the shares, which would reduce the overall fair market value.

In addition, the Company also considered any secondary transactions involving its capital shares. In its evaluation of those transactions, the Company considered the facts and circumstances of each transaction to determine the extent to which they represented a fair value exchange. Factors considered include transaction volume, proximity to other transactions as well as the valuation date, frequency of similar transactions, whether the transactions occurred between willing and unrelated parties, and whether the transactions involved parties with sufficient access to the Company's financial information from which to make an informed decision on price.

In some cases, the Company considered the amount of time between the valuation date and the grant date to determine whether to use the latest ordinary share valuation determined pursuant to the method described above or a straight-line calculation between two valuation dates. This determination included an evaluation of whether the subsequent valuation indicated that any significant change in valuation had occurred between the previous valuation and the grant date.

In connection with the preparation of our financial statements for the year ended December 31, 2020, we re-evaluated our estimate of the fair value of our ordinary shares for financial reporting purposes as a result of our rapidly improving financial prospects, our evolving belief that an initial public offering was increasingly viable and the generally improving conditions in the capital markets in the fourth quarter of 2020. As a result of our reevaluation, we determined that, solely for financial reporting purposes, the fair values of our ordinary shares were higher than the fair values of our ordinary shares determined in good faith by our board of directors for option grant dates in May, August, October and December 2020. As a result, we retrospectively adjusted the fair value per share of our ordinary shares for financial reporting purposes as of these grant dates and recognized additional stock-based compensation expense for the year ended December 31, 2020.

Quantitative and Qualitative Disclosure about Market Risk

Interest rate risk

We believe that we have no significant exposure to interest rate risk as we have no significant long-term loans. However, our future interest income may fall short of expectations due to changes in market interest rates.

Foreign currency exchange risk

A majority of our purchase and sale transactions are carried out in different currencies, including the U.S. Dollar, Euro and Pounds Sterling, and we bear the risk of diminution in value of the relevant shopper's purchasing currency in the interim periods between the various transaction stages (e.g. placement/payment and returns/refund). Additionally, we incur a substantial portion of our operating expenses in New Israeli Shekels, Pounds Sterling and U.S. Dollars, and to a lesser extent, other foreign currencies. Our results of operations and cash flows are, therefore, subject to fluctuations due to changes in foreign currency exchange rates. However, we believe we have a certain level of built-in "natural currency hedge" provided by our bi-directional volume of sales and broad international activity.

Despite this natural hedge, we may incur additional costs and experience losses resulting from fluctuations in exchange rates for revenues in foreign currencies or upon translation of New Israeli Shekels expenses incurred in Israel, or Pounds Sterling expenses incurred in the United Kingdom, to U.S. Dollars.

During the year ended December 31, 2020, we did not hedge our foreign currency exchange risk.

JOBS Act

We qualify as an "emerging growth company" pursuant to the provisions of the JOBS Act. Section 107 of the JOBS Act provides that an "emerging growth company" can take advantage of the extended transition period provided in Section 7(a)(2)(B) of the Securities Act for complying with new or revised accounting standards. We have elected to use this extended transition period, which allows us to delay adoption of new or revised accounting pronouncements applicable to public companies until such pronouncements are made applicable to private companies, until the earlier of the date we (i) are no longer an emerging growth company or (ii) affirmatively and irrevocably opt out of the extended transition period provided in the JOBS Act. As a result, our consolidated financial statements may not be comparable to companies that comply with new or revised accounting pronouncements as of public company effective dates.

BUSINESS

Our Mission

Global-e's mission is to make global e-commerce "border agnostic" – Go global. Be local.

Overview

We have built the world's leading platform to enable and accelerate global, direct-to-consumer ("D2C") cross-border e-commerce.

Our platform was purpose-built for international shoppers to buy seamlessly online and for merchants to sell from, and to, anywhere in the world – in short, to "go global." At the same time, to "be local" reflects the localization of the shopper's experience and our effort to make international transactions as seamless as domestic ones.

We increase the conversion of international traffic into sales by removing much of the complexity associated with international e-commerce. Our platform provides a mission-critical, integrated solution that creates a localized and frictionless shopper experience and is simple to manage, flexible to adjust and smart in its local market insights and best practices. The vast capabilities of our end-to-end platform include interaction with shoppers in their native languages, market-adjusted pricing, payment options tailored to local market preferences, compliance with local consumer regulations and requirements such as customs duties and taxes, shipping services, after-sales support and returns management. These elements are unified under the Global-e platform to enhance the shopper experience and enable merchants to capture the cross-border opportunity.

We operate at the forefront of global e-commerce, which is being transformed by technology, internet adoption and the rise of social networks connecting the world. Shopper buying habits are rapidly shifting online, as shoppers expect to be able to purchase any product online – from anywhere in the world. Trends and consumer tastes are becoming increasingly global, driving the expansion of cross-border e-commerce, but the preference remains for an intuitive online shopping experience that feels local. In parallel, the rapid growth in e-commerce has created an opportunity for merchants to build and strengthen a direct relationship with the shopper. Solutions that enable D2C sales have become a strategic priority for brands and retailers as they seek to take advantage of these e-commerce trends, gaining ownership and knowledge of their international shoppers.

Our comprehensive platform creates differentiated benefits for both shoppers and merchants. Shoppers seek competitive, localized and transparent pricing, a seamless and secure order and delivery process, and a painless returns and refunding process. We address these needs through a fully localized experience that removes many of the barriers shoppers face when purchasing from merchants internationally. We integrate with, and enhance the online stores of merchants and localize the shoppers' experience based on the country from which they shop. We support local messaging in over 25 languages, purchases in more than 100 currencies by over 150 payment methods and a multitude of shipping options. Shoppers enjoy a fully-guaranteed landed price quote, which includes shipping costs, import duties and tax charges, as well as post-sale services, including multi-lingual customer service and a managed returns service. The enhanced shopper experience we enable typically results in improved sales conversion of our merchants' international traffic, thereby increasing their cross-border revenues. We have seen merchants experience significant uplift (often exceeding 60%) in international traffic conversion after beginning to use our platform.

For merchants, our platform also removes much of the complexity that is associated with cross-border e-commerce. Sales are reconciled and paid for locally and in the currency of the merchant's

[Table of Contents](#)

domicile. We handle import duties calculation and collection, foreign sales tax remittance as well as tax recovery for returned goods in line with market regulations. We also displace certain fraud and foreign exchange risks that would otherwise be borne by merchants. We allow merchants to expand and scale their cross-border operations rapidly and efficiently, enabling a quick go-to-market with limited investment. As of June 30, 2021, we have more than 520 merchants on our platform across diversified verticals and ranging from small, emerging brands to globally-recognized retailers.

The scale and sophistication of our platform rely on the data and insights we've accumulated since our founding more than seven years ago. We refer to the application of our data as "Smart Insights" – country-, price- point- and vertical-specific lessons learned about shopper behavior. These insights are expanded every time a potential shopper enters a merchant's online store – which occurs hundreds of millions of times each year – allowing us to gather additional data points along the purchasing journey. We believe that by leveraging our Smart Insights, merchants can provide highly-optimized experiences for shoppers on a per-market, per-vertical and per-price point basis, driving increased sales conversion and revenues. By providing a superior and seamless shopper experience and empowering merchants to capture the global e-commerce opportunity, we believe that we drive more transactions and thereby accumulate more data, which in turn increases the quality and depth of our Smart Insights. This creates strong flywheel effects that further power our business and that of merchants.

The merchants' success is our success, and we aspire to become their trusted partner for international sales. The better the outcomes for the merchants and the more revenue and growth they achieve, the greater our own revenue and growth. We believe this alignment of interests with the merchants is core to our long-term success. This is evidenced by our Gross Dollar Retention Rate, which has typically been over 98% since 2018, and our Net Dollar Retention Rate, which has typically been over 140% during the same period. These retention rates demonstrate both the strong retention we enjoy among our existing merchants and the strong growth of GMV from merchants that use our platform.

Since launching our platform in 2013, our business has experienced rapid growth. Our GMV amounted to \$211 million, \$382 million and \$774 million in 2018, 2019 and 2020, respectively, representing an increase of 81% and 103% in the years ended December 31, 2019 and 2020, respectively. For the six months ended June 30, 2021, our GMV amounted to \$592.8 million, representing a 110.6% increase from the \$281.4 million for the six months ended June 30, 2020. Our revenues were \$38.6 million, \$65.9 million and \$136.4 million in the years ended December 31, 2018, 2019 and 2020, respectively, representing an increase of 70.4% and 107.1% in the years ended December 31, 2019 and 2020, respectively. For the six months ended June 30, 2021, we generated \$103.4 million in revenue, representing a 109% increase from \$49.5 million for the six months ended June 30, 2020. We incurred net losses of \$11.6 million and \$7.5 million in the years ended December 31, 2018 and 2019, respectively, representing a decrease in net losses of 35% in the year ended December 31, 2019, and realized net income of \$3.9 million in the year ended December 31, 2020. For the six months ended June 30, 2021, we incurred a net loss of \$24.0 million, representing a 1,337% increase in net losses from a net loss of \$1.7 million for the six months ended June 30, 2020, attributable to increases in sales and marketing expenses as a result of an amortization expense of \$25.5 million related to the Shopify warrants. Our operating efficiency and growing economies of scale have allowed our gross profit growth rates to outpace those of our revenue growth. Our gross profit increased by 117% and 133% in the years ended December 31, 2019 and 2020, respectively, and by 133% in the six months ended June 30, 2020 compared to the same period in the prior year. Our gross margin has steadily improved from 22.2% in 2018 to 28.3% in 2019 and to 31.9% in 2020, and reached 34.8% for the six months ended June 30, 2021.

Trends in Our Favor

A number of industry trends are reshaping the business environment in which we operate, leading to what we believe is a unique opportunity. Key market dynamics include:

- *Transformation of retail to be online-focused* – The retail market is undergoing an accelerated shift towards e-commerce, with growth in online sales outpacing that of traditional retail.
- *Rise of cross-border e-commerce* – Cross-border e-commerce growth rates are outpacing domestic growth rates, propelled by the rise of social media and global influencers, resulting in globalization of consumer tastes and increased cross-border demand.
- *Emphasis on D2C sales* – e-commerce enables a stronger model of D2C sales for traditional and new merchants, which paves a strategic route for merchants to take ownership of shopper relationships worldwide.
- *Difficulty in executing on a Do-It-Yourself (“DIY”) strategy* – Managing a D2C cross-border network is capital-intensive, requires deep local know-how, and a complex combination of features and capabilities to navigate across markets, further exacerbated by local on-going regulatory changes.
- *Tailwinds from COVID-19* – The COVID-19 pandemic accelerated existing trends of shoppers moving online and merchants prioritizing digital channels; these trends are expected to continue post-pandemic.

Shift to e-commerce with runway for sustained growth

Over the course of the last several decades, retail has undergone a historic transformation. The market presence of bricks-and-mortar stores has declined as consumers increasingly shop online.

As shopper adoption of e-commerce has increased rapidly, merchants have followed suit and diverted attention and resources from traditional storefronts to online channels. Merchants have placed heightened focus on their online presences, driving a digital transformation. Social media in particular is playing an increasingly critical role in how brands market themselves and how shoppers discover and interact with brands. Merchants are thus intently focused on making their websites approachable, inviting, intuitive and user-friendly.

As a result, global e-commerce was expected to reach \$3.9 trillion in sales in 2020, representing approximately 17% of total retail sales, according to research firm eMarketer. In the U.S., the share of D2C shoppers was just 30% of total online buyers in 2017, but is expected to surpass 45% in 2021, according to eMarketer. Global online penetration is anticipated to grow to approximately 21%, leading to approximately \$5.8 trillion in e-commerce sales by 2023, a 13% CAGR from 2020.

Growth in cross-border online transactions outpacing that of domestic volumes

Shoppers' buying habits are not only rapidly shifting towards online but trends and consumer tastes are also turning increasingly global, driving cross-border online volumes. This trend is further accelerated by the rise in social media, which has created a significant marketing channel for merchants to reach new audiences in foreign markets through targeted ads and influencers. Facebook has approximately 2.9 billion monthly average users according to the most recent publicly available data, and the top 10 Instagram influencers reach over 2.0 billion potential shoppers. According to research by 5WPR social media influences the purchasing behavior of 72% of individuals between the ages of 18 and 34. Forrester expects that by 2023, the cross-border e-commerce market will reach \$736 billion.

Merchants are increasingly choosing to sell direct-to-consumer

While consumer brands may have historically relied on third parties for the distribution of their products, in particular outside their home countries or regions, including through local franchisees, distributors, department stores and retail chains, we believe global e-commerce enables a new enhanced model of D2C sales for merchants.

The rapid evolution of e-commerce enablement platforms and global logistics networks has increased the ease of setting up a digital D2C presence. This has both enabled traditional players to shift their distribution channels to D2C given the opportunity to directly acquire shoppers on a global scale as well as driven emerging digital-native merchants to gain a global presence from day-one.

D2C holds many benefits for merchants over alternative channels, such as marketplaces or local distributors, by enabling them to create and maintain long-term direct relationships with shoppers, retain full control over the brand experience, gain data-based insights into their shoppers, and typically drive higher margins. Shoppers also benefit from the D2C model, which typically allows for better pricing, wider product assortments, guaranteed product authenticity and a tailored user experience.

Limitations of the Do-It-Yourself approach for cross-border e-commerce

Some merchants manage cross-border e-commerce in-house. Running the entire process on a DIY basis requires the merchant to perform tasks including the management of multiple website and local capabilities (messaging, currencies, pricing and duties), local marketing proposition, local market promotions, international shipping, customer service, and returns. Such an approach requires the upfront expenditure of significant resources as well as required support for ongoing capital needs. Markets are increasingly complex and may be difficult to navigate when multiple international locations are targeted in parallel. Each market requires its own specialized capabilities, know-how, and flexibility to adjust to local shoppers' changes in tastes as well as local market regulatory changes (such as sales tax adjustments, Brexit, trade agreements, etc.). The complexity and resource allocation may end up with low projected return on investment and slow time-to-market. Based on data collected from select merchants, we estimate that while approximately 30% of all e-commerce traffic is international, only 5% to 10% of e-commerce monetization is international, due in large part to this complexity. According to research by eMarketer, over 79 million shoppers made purchases on D2C e-commerce sites in the United States in 2019, representing approximately 40% of all e-commerce shoppers in 2019 and a 10 percentage point increase in representation from the 56 million D2C e-commerce shoppers in 2017. D2C e-commerce shoppers in the United States are expected to increase to 95 million by 2021.

Building a rich data set as a DIY operator is difficult. A dearth of data on local market shopper behavior and market common proposition standards can also lead to suboptimal conversion of shopper traffic to sales under the DIY model. We believe shoppers today expect that all merchants – even small, local ones – will offer the same high-quality experience to which they have grown accustomed from the leading and largest local players in their markets. Such large local players often have deep insight into local market characteristics as well as the resources to continue developing their offering to provide a superior shopper journey relative to peers. International merchants competing with such large local players but failing to meet shopper expectations, may experience the permanent loss of shoppers and potential damage to their brand equity and shopper trust.

COVID-19 has further accelerated trends observed in e-commerce globally and is expected to have a long-lasting impact on growth in the future

The ongoing shift to shopping online has been further accelerated by the global COVID-19 pandemic. Lockdown and social-distancing measures to prevent and slow the spread of COVID-19

diverted shoppers to online channels and resulted in rapid e-commerce growth, with e-commerce penetration reaching 16% of total retail sales in the United States in the second quarter of 2020, according to the U.S. Department of Commerce. The COVID-19 pandemic is expected to create shopper stickiness beyond its duration, resulting in a material change in e-commerce adoption. A survey conducted by PricewaterhouseCoopers reported that with respect to non-grocery purchases, over 90% of shoppers intend to maintain their increased use of online shopping channels when social distancing/social isolation measures are removed.

Our Opportunity

We strive to make international sales as simple as domestic ones for our merchants, while also ensuring their shoppers enjoy an intuitive and frictionless shopper journey, making both shoppers and merchants “abroad-agnostic”. We believe that our scalable platform enables our merchants to capture the large and growing cross-border e-commerce market. As of June 30, 2021, we served over 520 merchants across 11 countries, mainly in the United States, the United Kingdom, France, and other Western European markets; overall, we sell to shoppers in over 200 destination markets worldwide. Forrester expects that by 2023, the cross-border e-commerce market will reach \$736 billion. For the six months ended June 30, 2021 and the year ended December 31, 2020, our merchants’ transactions on our platform amounted to a GMV of \$592.8 million and \$774 million, respectively. We believe that only a small number of all e-commerce merchants have a meaningful cross-border footprint, presenting a significant opportunity for further growth. We believe we have the potential to become an industry-defining player that enables merchants to capture the cross-border e-commerce opportunity.

The Global-e Solution

Global-e is a leader in cross-border e-commerce enablement. We offer a full end-to-end platform built on a highly scalable technology stack. Our comprehensive solution provides merchants with mission-critical tools that enable them to sell and scale globally.

We believe our offering is a result of a potent combination of key components that will help further fuel the growth of cross-border e-commerce by:

Offering an intuitive and frictionless shopper journey

Through a combination of proprietary capabilities and useful third-party integrations, Global-e is able to create a localized and efficient experience for shoppers regardless of the country they are shopping from. Our platform is able to support:

- **Language** – localized marketing messaging and checkout in over 25 languages.
- **Pricing** –support for more than 100 currencies as well as a sophisticated pricing engine customizable according to the shopper’s location, local market retail pricing conventions and the merchant’s pricing strategy.
- **Payments** – over 150 payment methods, with new payment methods being continuously added.
- **Duties and taxes** – the ability to accurately pre-calculate import duties and taxes and remit them in over 170 destination markets, simplifying the customs clearance process and allowing for a guaranteed landed price quote for both the shopper and the merchant. We also ensure we are addressing local market import restrictions.
- **Delivery** – an extensive network of more than 20 shipping carriers, offering multiple shipping modes at attractive rates, including specialized shipping options such as Pick-Up & Drop-Off where applicable. We have found that shopper preferences for shipping modes and pricing vary significantly among markets, and are an important driver of conversion rates.

- **After-sale support and returns** – multi-lingual shopper services and multiple returns options, including pre-paid and local returns in relevant markets.

The combination of these extensive international capabilities embeds a highly-localized shopper journey into the framework of a merchant's e-commerce store. This creates benefits for shoppers, who enjoy an efficient and familiar experience, while gaining direct access to the merchant's full and original e-commerce website. Their positive experience allows us to significantly increase the conversion of our merchants' international traffic and, consequently, their revenue.

Solving the merchants' needs through our purpose-built end-to-end platform

Our platform includes mission-critical tools, from local pricing and payments capabilities to after-sales support. We also simplify the international order flow – regardless of shopper and merchant origin, currency and payment method used, whether duties and taxes were pre-paid and which shipping option was chosen – making it as simple to complete as a domestic order.

- **Increased sales conversion:** we enable the merchants to scale internationally in a rapid, efficient manner through our platform. We ensure that the merchants are able to capitalize on their valuable international shopper traffic and growth potential by eliminating friction to close the gap between international markets' share of *traffic* and *monetization*. This enables the merchants to generate an uplift in sales from the conversion of their international shopper conversion. We have seen merchants experience significant uplift (often exceeding 60%) in international traffic conversion after beginning to use our platform.
- **Enabling expansion flexibility:** Global-e presents merchants with flexibility to expand where and when they want to, as they seek to capture the cross-border opportunity. We transform what otherwise would have required significant time and financial investments in proprietary development and go-to-market efforts into an efficient expansion solution managed by adjusting mere configurations on the Global-e platform per market.
- **Reducing merchant complexity:** Global-e assumes the role of merchant of record ("MoR") vis-à-vis the shopper. We believe that taking on such responsibility significantly reduces legal complexity for the merchants, as we report and forward relevant import taxes and handle import compliance in the local market where a purchase is made, in line with specific market regulations. Our MoR status allows us to handle tax recovery for returned goods, with no hassle to the merchant. We bear certain fraud and foreign exchange risks that would otherwise be borne by the merchants and offer simple access to dozens of local payment methods, which further reduces potential frictions that could deter both merchants and shoppers from engaging in cross-border transactions. We also adapt our systems and operations on an ongoing basis to address the evolving regulatory landscape and technical backdrop. Vis-à-vis the merchant, we streamline order processing by periodically reconciling all international orders in bulk and in the merchant's native currency. In short, we aim to provide an experience that is akin to a domestic transaction.
- **Emphasizing merchant branding:** maintaining the direct shopper relationships is of strategic importance to the merchants, and we are deeply committed to preserving that connection. All throughout the process, the merchants preserve the integrity of the brand experience and enhance their brand equity. Our platform uses minimal Global-e branding – and only where required to do so – so shoppers primarily face the merchant's existing storefront and brand experience.

Combining our access to data and know-how to generate Smart Insights

We are well-positioned to provide insights to our merchants thanks to both the breadth and depth of the data we generate, on the basis of the significant international traffic on our merchants' websites

and the millions of transactions we facilitate on a yearly basis. For the year ended December 31, 2020, there were approximately 367 million visits across our merchants' e-commerce sites, and we enabled approximately 4.6 million transactions across 10 different origin countries and over 200 destination markets. For the twelve months ended June 30, 2021, there were more than 500 million visits across our merchants' e-commerce sites and we enabled more than 6.0 million transactions. We gather extensive data along the entire value chain and lifecycle of an order – from the initial visit to the e-commerce store through the actual purchase, delivery and returns.

Our proprietary models use this wealth of information to generate curated and actionable Smart Insights for our merchants, advising them on how certain changes to their online value proposition would potentially affect shopper conversion rates. We also provide detailed business analytics on a market-per-market basis, leveraging our know-how, tools and data. Such Smart Insights enable the merchants to optimize their offering to the shoppers by location, alleviating the need for trial and error in order to assess customer preferences on a standalone basis.

Our holistic approach – coupling our localization capabilities and market know-how with our data driven Smart Insights – enables the merchants to unlock their potential for cross-border, D2C sales by means of a localized and optimized offering for each individual market, vertical and price segment.

Our Merchants

We serve a fast-growing and diverse portfolio of merchants around the globe

As of June 30, 2021, we had 522 merchants using our platform, up 18.1% from 442 merchants as of December 31, 2020 and 84.5% from 283 merchants as of December 31, 2019. During the year ended December 31, 2020, merchants using our platform made transactions at a total GMV of \$774 million, up 103% from \$382 million in the year ended December 31, 2019. For the six months ended June 30, 2021, our merchants' transactions on our platform amounted to a total GMV of \$592.8 million, up 110.6% from \$281.4 million for the six months ended June 30, 2020. The merchants we serve are highly diverse across:

- **Multiple origin countries** – we serve merchants from the United Kingdom, United States, France, and other Western European markets.
- **Multiple product verticals** – fashion and apparel, luxury, footwear, cosmetics, accessories, children's fashion, watches and jewelry, sporting equipment, toys and hobbies, automotive spare parts, and others.
- **Multiple product price points** – ranging from everyday fashion retailers such as Forever 21 and Marks and Spencer, to ultra-high-end brands such as Hugo Boss, Cartier and Versace.
- **Multiple merchant sizes** – from multi-billion dollar global high-street brands to niche small and medium businesses.
- **Multiple merchant types** – from traditional bricks-and-mortar retailers who have been transitioning to the digital D2C realm to emerging digital-native brands.

We believe that our large and highly diverse portfolio of merchants presents several key advantages:

- A rich, diverse and fast-growing data asset of international transactions, enabling us to produce Smart Insights.
- Vertical-level as well as geographical expertise, yielding a competitive advantage when approaching prospective merchants as part of our sales process.
- Strong network and word-of-mouth effects within specific verticals and/or geographies.
- High business resilience due to steadily decreasing merchant concentration.

[Table of Contents](#)

- A certain level of built-in “natural currency hedge” as a result of our business activity being conducted in a large number of different base currencies.

We have a highly efficient sales and go-to-market strategy

We establish partnerships with new merchants through several sales channels:

- **Direct sales** – We have a dedicated team of sales executives that use various data sources to screen, qualify, identify and directly approach prospective merchants.
- **Inbound and word-of-mouth** – As our scale and the number of merchants we have in each individual market grows, so does our own brand equity. This leads to more inbound prospects as well as stronger word-of-mouth-based sales, whereby an existing Global-e merchant recommends our solution to other players in the market.
- **Channel partnerships** – We have established mutually-beneficial strategic partnerships with a range of third parties, including leading e-commerce and technology platforms, shipping providers, third-party logistics providers, payment providers, system integrators and others. In the context of such relationships, our partners pass on leads to our sales teams and provide us with access to merchants. We recently entered into a Services and Partnership Agreement with Shopify to jointly cooperate in offering e-commerce cross-border solutions to Shopify merchants.

Sale cycle length depends on several parameters, such as merchant size, vertical, and type of technical integration but takes between three weeks and six months, depending on the size of the client, vertical and readiness for international project. Once the sales cycle is completed, implementation periods vary, depending on technical complexity, level of granularity of the merchant’s intended international marketing proposition and operational complexity. Implementation projects for large merchants take approximately 12-16 weeks on average while implementation for small businesses take approximately three to six weeks depending on the client internal team engagement.

Our consistent historical performance yields high merchant satisfaction levels, as evident from our strong retention rates. Since 2018, our Net Dollar Retention Rate has typically been over 140%, and our Gross Dollar Retention Rate has typically been over 98%. High merchant retention, coupled with our reliance on multiple and robust sales channels, generates a highly efficient sales and marketing operation. For merchants acquired in the year ended December 31, 2019, our payback period, which measures the amount of time required to recover merchant acquisition costs in a given year from the merchants acquired in that year, based on the gross profit realized from such merchants in the following year, was less than six months.

Merchant Case Studies

By using our platform, merchants achieve considerable uplift (often exceeding 60%) in international traffic conversion. We have highlighted below some actual use cases from our merchants. The case studies below illustrate the results some of our merchants have achieved through the use of our platform. These are individual experiences with our platform and not all merchants may experience all of the benefits described below.

- **Marc Jacobs** – among the world’s leading luxury fashion brands, had been transacting online with their shoppers worldwide for some time. However, in the cross-border interactions with their shoppers, they were generally unable to support pricing, presentation and payments capabilities tailored to regional preferences. They sought a cross-border e-commerce solution that would enable them to offer a localized shopping experience, and in turn better capture their

full international opportunity. Marc Jacobs engaged Global-e in September 2018 and in just three weeks' time was able to implement a cross-border solution that enabled them to offer their shoppers the improved and localized shopping experience sought. When comparing the three months immediately prior to engaging Global-e to the same three-month period in the following year, Marc Jacobs realized the following results:

- ; 77% increase in the number of international orders as compared to the same period in the prior year;
- ; 130% increase in international e-commerce revenues; and
- ; superior performance in previously average-performing markets, such as France, where e-commerce revenues increased by 484%.

- **Etam** - a leading lingerie brand based in France, was selling its products to shoppers in dozens of countries, but was struggling to capture the full potential of its international reach due to common cross-border e-commerce hurdles. These hurdles included the inability to offer multiple payment methods or to present prices in multiple currencies. They therefore sought to engage Global-e as an experienced cross-border solutions provider to help grow cross-border sales through an improved shopping and localized shopper experience. With Global-e, Etam was able to overcome their cross-border e-commerce challenges and achieve the superior shopping experience they sought for their shoppers. Etam engaged Global-e in September 2017, and in the period from December 2017 to April 2018, they realized the following results relative to the same period in the year before engaging Global-e:

- ; 77% increase in the number of international orders;
- ; 91% increase in e-commerce revenues; and
- ; conversion rates were doubled.

Since partnering with Global-e, Etam has successfully sold products online to more than 65 countries worldwide.

- **Iconic** – a leading cosmetics brand based in the United Kingdom, had sold its products both domestically and internationally since its launch in 2015. However, the brand's cross-border offering was limited, as it was only able to display prices in a few currencies, provide few payment options and offer expensive and lengthy shipping options. These limitations collectively resulted in low cross-border conversion rates. Iconic engaged Global-e in June 2017 in an effort to better capture their international opportunity. When comparing the eight months immediately prior to engaging Global-e to the same eight-month period in the second year following engagement with Global-e, Iconic realized the following results:

- ; 143% increase in the number of international orders;
- ; 138% increase in international conversion rates; and
- ; successfully completing sales to more than 120 countries.

- **Vincero Watches** – a luxury watch brand based in the U.S., had cross-border sales accounting for 30% to 40% of their business. However, the brand was seeking to combat some of the obstacles presented by the COVID-19 pandemic, as well as increase global shopper satisfaction, capitalize on international traffic, increase conversion rates and grow sales in key markets, in each case, by offering a premium and localized e-commerce experience. Vincero Watches engaged Global-e in April 2020 and in the four month period from May 2020 to August 2020 following the implementation of Global-e's cross-border e-commerce solution, realized the following results relative to the same period in the prior year:

- ; 31% increase in international conversion rates as compared to the same period in the prior year; and

- significant revenue increase in key markets, including 159% increase in the United Kingdom and 183% increase in the UAE, where conversion rates also were doubled.
- **Hackett London** – a luxury clothing brand based in the United Kingdom, was selling its products online internationally, but faced several barriers that impacted its ability to fully realize its cross-border e-commerce potential. These barriers included a lack of support for calculating and pre-paying duties and taxes at checkout, and limited payment options. Hackett London therefore sought an advanced cross-border e-commerce solution to enable it to optimize their online international sales and provide shoppers with an enhanced online shopping experience. Hackett London engaged Global-e in June 2019 and in the following three months realized the following results relative to the same period in the prior year:
 - 77% increase in conversion rates
 - 75% increase in online international orders; and
 - 97% increase in international revenues.

Since engaging Global-e, Hackett London has also increased its global reach and is now actively selling to more than 70 international destinations.

Our Competitive Advantages

We believe that we have built a leading platform to address merchants' cross-border e-commerce needs, creating a competitive advantage for our business. We believe our combination of capabilities and expertise uniquely positions us to cater to shoppers globally, driving significant uplifts in international sales conversion rates and revenue growth for our merchants, while also removing much of the complexity and many of the costs inherent to cross-border e-commerce.

Key elements of our competitive advantage include the following:

Purpose-built, end-to-end platform

We understand the challenges and the strategic objectives of our merchants engaging in cross-border e-commerce. We provide merchants with the capabilities required for effective cross-border D2C trade, using a potent combination of our proprietary technology and third-party providers. Our solution is easy to integrate, platform-agnostic, scalable and able to support merchants of all sizes from small, emerging brands to the world's largest retailers. We aspire to be inclusive and far-reaching in scope. We thus enable our merchants to expand internationally effectively, and to do so much more efficiently than previously possible.

True global cross-border enabler at scale

We believe we are uniquely positioned to capture the cross-border e-commerce opportunity as a stand-out global, cross-border e-commerce enabler.

We believe we are the only player with truly global scale. We have an extensive footprint in North America, the United Kingdom and across the EU, and we are penetrating the Asia Pacific ("APAC") region. We are diversified by vertical and end-market. Our wide-reaching scale enables us to provide a solution to merchants across the globe. This scale, coupled with strong brand recognition gained since inception, has allowed us to acquire some of the largest merchants in the world as customers.

Differentiated and growing data asset driving flywheel effects

The Global-e platform is based on more than a technical solution and associated capabilities. It is based on data-driven know-how. Data permeates every layer of the Global-e platform. Data drives how

we make decisions, how we develop and improve our offering, and how we make the shopper experience efficient and intuitive. We refer to this as “Smart Insights”, which enjoy strong flywheel effects as we continue to grow at pace driven by:

- **“Economies of scale”** – Our platform facilitates millions of international transactions each year across hundreds of merchants, spread across multiple geographies, product verticals, price levels, and shopper demographics. We thus accumulate a vast and rich data set and are able to benefit from *economies of scale*.
- **“Economies of skill”** – Our massive and fast-growing data is a key asset due to the “richness” of its content. Based on this data, and coupled with our operational experience accumulated over years, we are able to generate what we call *economies of skill*, which enable us to ensure that cross-border sales are optimized for the merchants on a market-by-market basis.
- **Flywheel Effects.** Our rich data serves as the basis for a powerful *flywheel effect*: the uplift we generate for our merchants drives more sales and the ability for them to expand into new geographies, which in turn creates more data, which is then fed back into our systems in order to generate even better conversion rates and more uplift. This in turn drives increased sales for our merchants and attracts new merchants to our platform. Our data engine gets “smarter” with each new site visit, each merchant and each new shopper.

Partner network fueling our differentiated go-to-market strategy

Our go-to-market strategy targets merchants that want to establish or expand their cross-border e-commerce business. The effectiveness, prominence and stickiness of our platform have enabled us to acquire many of our merchants organically, supplementing the efforts of our professional salesforce. Many of our new merchants are referrals from existing merchants, which serve as brand ambassadors for Global-e. In addition, our commerce enabler, marketing, payments, shipping and logistics and social media partners, which include global and regional players, act as a meaningful source of referrals and lead generation. Our ability to leverage these relationships is an important source of inbound interest. This is further complemented by our highly efficient sales and marketing efforts. Our salespeople and account managers build intimate relationships with our merchant partners and are crucial in further expanding our merchant network.

Robust business model with sticky customers and a compelling financial profile

Global-e is a cross-border e-commerce enabler covering the entire shopper journey. Our platform is deeply integrated within merchants’ existing technology stack providing the core tools to power their day-to-day cross-border operations. As a result, we retain significant “stickiness” within our customer base. Not only do we retain our merchants – our merchants also grow with our platform, and we grow with them. Merchants process large and growing order volumes through our platform as we become increasingly integral to their daily business operations and as they realize the benefits of using the Global-e platform. An important component of our growth is our existing merchant base, which grows organically each year. Due to our consistently high retention rates, we have strong visibility into the subsequent year’s revenue by looking to our current merchants, in a given period. Attracting new merchants is also critical to the scale of our platform. We have developed a highly efficient marketing model. For the year ended December 31, 2019, our payback period, or the amount of time required to recover merchant acquisition costs in a given year from the merchants acquired in that year, based on the gross profit realized from such merchants in the following year, was less than six months. We continue to build our capabilities to further strengthen our model.

Founder-led management team

We are a founder-led management team with a strong corporate culture. We are privileged to be led by our founders, Amir Schlachet, Nir Debbi, and Shahar Tamari, who set the tone for our people:

- **Customer-Obsessed:** We are firm believers in putting our customers first in everything we do. This is a principal tenet of our business. We view the merchants as long-term partners and hold their satisfaction as our guiding principle. Our customer success teams have invaluable tools and data to support the merchants' ongoing needs, as well as direct access to the senior leadership team, including our founders, to leverage on behalf of our merchant partners.
- **Initiative and innovation driven:** Our goal is to enable merchants to break geographic boundaries and become globally successful businesses. As such, we invest millions in research and development each year, track trends in the e-commerce world across geographies and constantly improve our product offering. Similarly, we encourage our employees to expand the scope of their defined roles, to take initiative, and to elevate Global-e to the next level – every employee can, and does make a difference.
- **Team-Focused:** We are a team. We believe in collaboration, from our founding team that has been working together since our inception to our employees across all our offices worldwide. Our hiring decisions are based on attracting people whose values align with ours: creating real, meaningful and sustainable value for our merchants.

Our Growth Strategy

Grow within our existing portfolio of merchants

The merchants' success is our success. We help merchants both grow revenues in their existing markets as well as expand into additional ones. As our merchants' cross-border sales generated through our platform grow, attributed either to improved conversion or by expanding their offering into additional geographies, our revenues grow in tandem. Thus, we increase the "stickiness" of our solutions and become increasingly integral to our merchants' daily businesses as they realize the benefits of using the Global-e platform. We also have a strong track record of merchants acting as ambassadors for Global-e, referring us to other portfolio brands, as applicable, and more generally, to other potential merchants. We intend to continue deepening our relationships with existing merchants through service and performance of the highest quality, allowing them to continue to serve as our brand ambassadors within and outside their organizations.

Acquire new merchants within existing geographies and verticals

We have a significant opportunity to continue acquiring new merchants over time. Our strong revenue growth, coupled with our lean sales team, underscores the efficiency with which we are able to attract and retain merchants. Our merchant acquisition is highly efficient, leading to very attractive returns on marketing expense of less than six months. Further, we have proven the ability to rapidly integrate potential merchants with implementation cycles of 12 to 16 weeks on average, and as short as three weeks. We will continue to invest in our marketing and sales teams to enhance awareness of our solutions and to drive lead generation with our strategic partners. We see significant opportunities across multiple existing geographies and brand segments that we believe we are well-positioned to capture.

Expand into additional geographies, verticals and brand segments

We will seek to further expand our geographic footprint and boost our presence across merchant verticals, as well as brand segments. We believe that markets in the vicinity of regions where we

already have a strong presence, in particular Europe and North America, and newer markets, such as APAC, are highly relevant for our business. While historically we have held a strong position in the mass market beauty and fashion segments, we have also achieved significant success with merchants in other segments, in particular, within the luxury segment, that we believe we can continue to capitalize on. As we continue to grow and expand into new geographies, through both new merchant acquisition and our existing portfolio of merchants expanding their offerings into additional geographies, we have the ability to reach new audiences in terms of sizes and verticals. Our growing brand recognition and know-how across our trading markets, enables us to acquire additional merchants more efficiently within current markets as well as new geographies.

Drive continuous innovation on our platform

We will continue to invest in research and development and operate with an agile approach to address our merchants' and shoppers' constantly-evolving needs. We will strive to continue developing new capabilities and add-on offerings, as well as opportunistically look to complement our existing platform and offering through M&A opportunities, to maintain Global-e's position as a leading holistic platform for cross-border e-commerce, enabling efficient selling and purchasing processes for our stakeholders. For example, Global-e recently introduced to shoppers the ability to pay with cash upon delivery of the ordered goods or to collect shipped items at the merchant's local store. Our ability to provide preferred payment and delivery methods in select geographies, such as Cash-on-Delivery-based payments and in-store pickup, contributes to higher conversion rates of shoppers from these geographies.

We also believe that our differentiated data capabilities and constantly-improving data models will allow us to stay at the forefront of e-commerce solutions. We believe our unique, big data-driven Smart Insights enable us to help our merchants deliver more precise, targeted, localized shopper experiences driving conversion and revenues and also manage their operations more efficiently through our superior ability to forecast and predict trends. We believe that data will be a key driver of future optimization and shopper monetization.

Continue to develop and expand our strategic partnerships

We have established mutually beneficial strategic partnerships with a range of key players in the broader e-commerce ecosystem, including global technology groups, e-commerce platforms, shipping providers, third-party logistics providers, payment providers and system integrators. Our channel partners have been a very important lead generation engine providing our sales team with a strong pipeline of prospective merchants. We intend to further strengthen our existing relationships, such as the recently-signed Services and Partnership Agreement with Shopify, and build new strategic partnerships with other key players across the value chain and in the different markets in which we operate.

Products and Technology

Our end-to-end platform helps merchants remove cross-border e-commerce complexity by empowering merchants with powerful and extensive localization capabilities embedded directly within their websites. Our technology creates a highly-localized shopper experience, which in turn drives increased sales conversion and revenue growth.

The platform is built on a highly scalable tech stack which is powered by a robust layer of application programming interfaces ("APIs") and data models, powering the shopper journey and allowing us to support a fast-growing and rapidly expanding merchant base.

Table of Contents

Through a single, frictionless integration, the merchants' websites can leverage the power of our platform. The integration technology, either through pre-fabricated e-commerce platform plug-ins, through the implementation of our API's or through our generic script-based integration, which we refer to as Global-e Module, is based on a simple lightweight integration effort. Such integration effort ranges from a code snippet that is placed into a merchant's existing online platform enabling us to deploy and integrate with minimal friction, to installation of our plug-ins and/or the implementation of a few of our API's. After integration, shoppers continue to face the merchant's existing storefront, and Global-e remains as a "white label" in the background



Shopping experience features

- **Localized browsing** – We offer localized browsing features, such as a configurable welcome message or a top-line marketing banner that can be customized by market and presented in the local language. Customization breeds familiarity, reducing bounce rates, increasing conversion and improving shopper confidence through a local shopping experience.

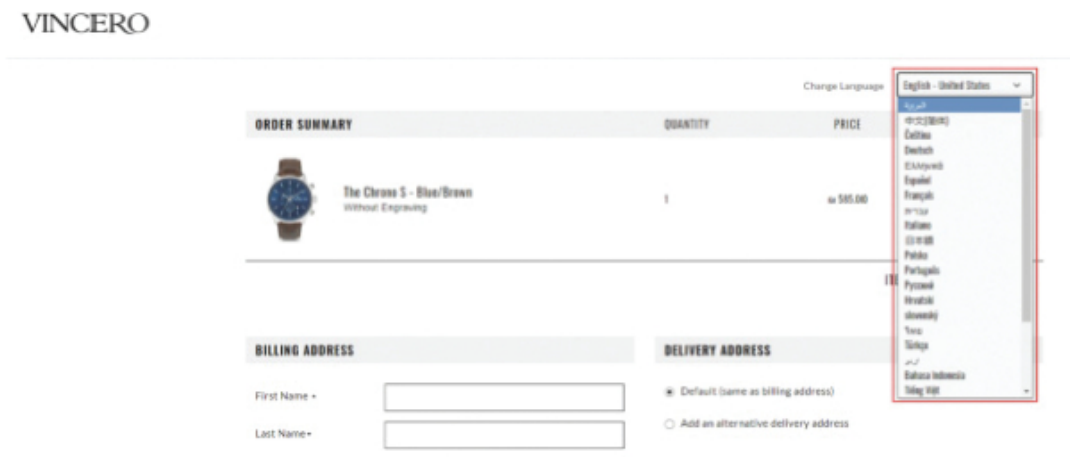


- **Local market pricing** – We offer dynamic price translation to the shopper's local currency based on market-specific business goals and in accordance with local pricing conventions (e.g. presenting prices in "dollar-ninety-nine" terms, such as \$4.99 instead of \$5.00, in relevant markets). Global-e offers support for payment in 100 global currencies, and we have found that more than 95% of shoppers choose to pay in their local currency when given the option. The below image shows examples of localized pricing in markets across the globe.

Table of Contents

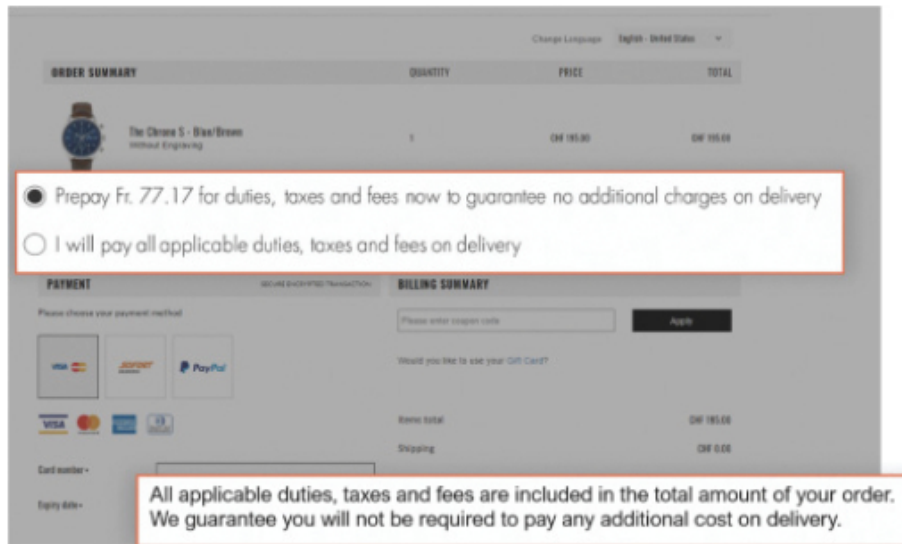


- **Localized checkout** – Embedded within the brand’s e-commerce store, the Global-e checkout system supports over 25 different languages, enabling shoppers to switch the checkout language to their own native tongue for a more customized and local experience. We have found that in some markets, approximately 20% of shoppers choose to switch to their local language at checkout, even if their native language wasn’t supported during browsing. Further, shoppers checkout within the merchant website without being redirected to a third-party site. The below image shows an example of a language menu.

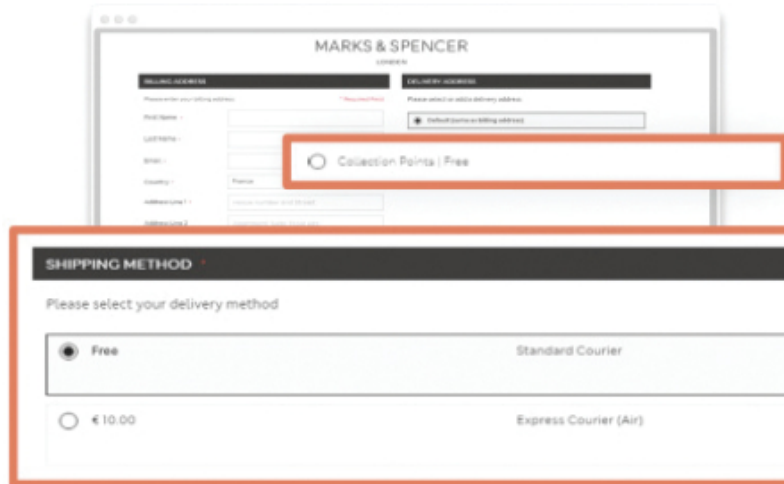


- **Guaranteed landed cost** – We provide shoppers with a “no-surprises” and guaranteed fully-landed cost. We offer multiple options, configurable by market, for handling import duties and taxes. For example, shoppers may select the option to prepay duties and/or taxes at checkout. We have found that on average more than 80% of shoppers from developed markets choose to pre-pay when given such option, despite the fact that it requires payment of a higher price at checkout. Alternatively, our platform has the capability to already embed this cost into the product price within the browsing journey (in full or partially), in order to facilitate an intuitive and frictionless smooth and user-friendly shopper journey. We believe this feature and options are critical in achieving high conversion rates across markets and promoting repeat shoppers.

In addition to achieving shopper confidence, pre-collection of import duties and taxes enables orders to be dispatched to shoppers under a “Delivery Duties Paid” scheme through relevant shipping carriers. This serves to greatly simplify and streamline the process of releasing the goods from customs at the destination market, in turn contributing to a quicker and simpler delivery experience for the shopper.



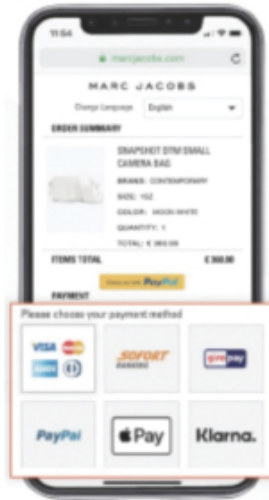
- **Multiple shipping options** – Global-e’s platform allows merchants to choose from a menu of shipping options, offering shoppers multiple delivery alternatives, depending on the destination market: mail, express courier, Cash-on-Delivery, store delivery, drop point delivery and more. As part of its market-specific value proposition, merchants can decide which shipping methods to offer and how to price them, based on Global-e’s competitive shipping rates or through their own contracted shipping carriers.



- **Localized alternative payment methods** – Preferred payment methods of shoppers differ from market to market. In some markets, such as the United States and United Kingdom, the use of global cards (Visa, MasterCard, etc.) is the most common payment method used. In others, local card, or universal alternative payment methods, such as PayPal, prevail. There are markets, both in developed and developing countries, where alternative payment methods are used more frequently than cards. For example, iDeal has the largest market share in the

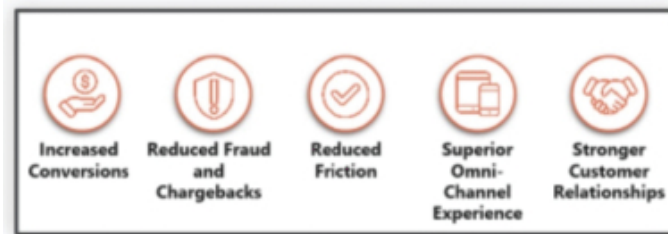
Netherlands; while the majority of online payments in China are carried out through AliPay, WeChatPay, and the UnionPay card scheme. In other countries, payment options such as Cash-On-Delivery are popular.

In order to remove payment friction and ensure higher conversion rates, Global-e supports the use of a network of over 150 payment providers globally, granting shoppers in each market the ability to pay with their preferred local option.

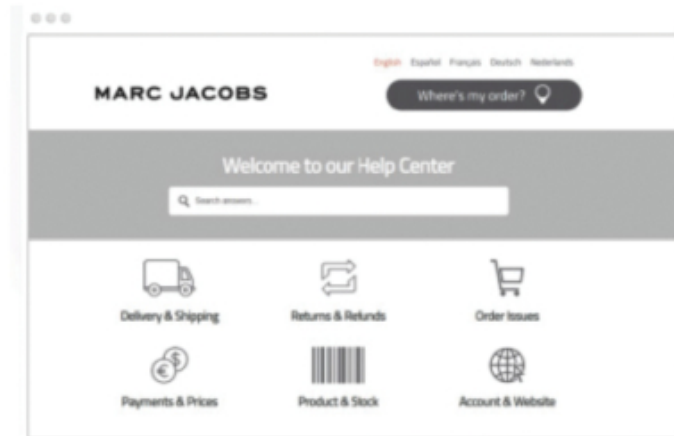


- **Real-time anti-fraud screening** – Each order is scanned in real-time for potential payment fraud. Global-e utilizes advanced third-party screening services, coupled with proprietary algorithms and processes – all managed by a team of anti-fraud specialists. These capabilities enable Global-e to achieve high payment acceptance rates and low chargeback rates across international markets. The authorization/rejection decision is made in real time without the delays and costs associated with manual or semi-automatic transaction screening. This further contributes to a streamlined and satisfying shopper experience.

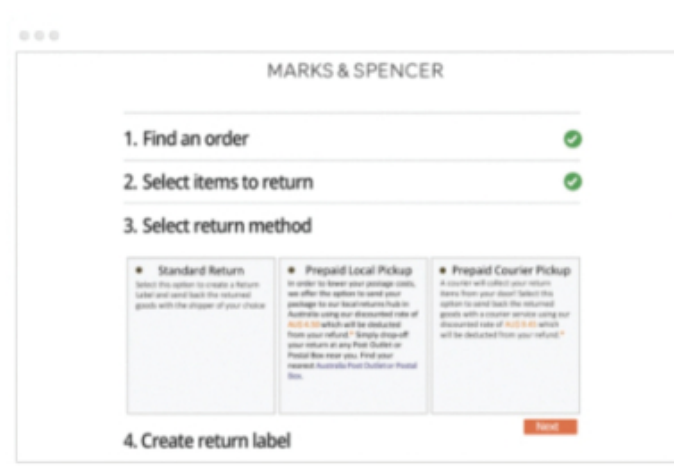
Fraud engine customized to merchant's profile,
markets, countries, products and shoppers



- **International customer services** – Global-e operates a branded self-service and multi-lingual online customer service portal, which contains answers to many frequently-asked questions that are typically raised post-sale by international shoppers regarding their orders. In addition, Global-e operates a manned contact center that serves to augment the brand’s own customer services team. Global-e’s contact center can provide either “behind the scenes” support for the merchant’s customer services team, or it can be in touch directly with the brand’s shoppers to handle their queries.



- **Returns process** – Global-e offers a comprehensive and efficient solution for product return management. Through Global-e’s proprietary branded and multi-lingual returns portal, shoppers are presented with multiple return options, according to the various returns services that the merchant enables for a given market. Returns options include self-postage, local return addresses, pre-paid postal labels and courier pick-ups. In addition, merchants set for each option an associated cost. Global-e deducts the return cost from the amount refunded to the shopper once merchants confirm successful receipt of the returned product.



Packaging and pricing

We support merchants of all sizes, and at various lifecycles, from small, emerging brands to the world's globally-recognized retailers and high-end brands. Our platform offers a range of differentiated service levels, enabling us to cater to the different – and constantly evolving – needs of the merchants we serve.

Technology, infrastructure and operations

We have designed our platform with enterprise-grade security, reliability, and scalability as top priorities. Core contributors to our strengths in these areas include:

- **Application architecture.** We operate a proprietary and modern technology platform, organically developed by our in-house R&D teams over a period of seven years, leveraging leading third-party software where applicable.
- **Infrastructure.** Our platform is deployed via market standard cloud computing infrastructure, allowing us to easily scale our platform globally while maintaining optimal performance.
- **Disaster Recovery.** We maintain a secondary cloud-based data center, holding a full stack of updated applications, which is fully tested at least once a year, with the aim of ensuring the highest reliability for our shoppers.
- **Security.** We employ a multi-layer security approach utilizing both cloud infrastructure security and endpoint protection to enforce the highest degree of security. We adhere with all major security standards, including: PCI/DSS, and GDPR. We perform penetration tests continuously throughout the year by external vendors to identify any vulnerabilities.
- **Uptime.** Our platform maintains excellent service levels. Across all sites, our platform achieved over 99.9% average uptime for the year ended December 31, 2020.

Competition

The market for cross-border e-commerce enablement solutions is competitive, rapidly-evolving, highly fragmented, and subject to changing regulation, technology, merchant preferences and shopper demands. Our solution and platform compete with other online and offline services, and other solutions. While among them exist several direct competing solutions, many of these solutions and services only handle a specific section of the cross-border e-commerce value chain.

As such, we believe that our existing direct competition fails to offer the same holistic solution based on our combination of global reach, end-to-end advanced feature set, number of merchant partners, accumulated data and insights, quality-of-service and local expertise as embedded in our platform. We are the chosen partner of some globally-recognized retailers and brands as well as some rapidly-growing emerging brands.

We consider the following categories of services and solutions to be our primary and direct competition:

- **In-House D2C.** Some merchants have built and managed international stores and prefer to maintain these operations in-house supported by third-party cross-border components. This DIY approach is expensive and complex to maintain, while also lacking the flexibility and know-how of local preferences that a specialized cross-border provider, such as Global-e, can provide. We believe that with the growing importance to merchants of cross-border D2C, coupled with market awareness of the advantages of using reputable and experienced cross border third parties, such as Global-e, the trend of shifting towards a third-party cross-border enabler will accelerate – with Global-e as the distinguished front runner.

- **Alternative, Cross-Border End-to-End Platforms.** There are a limited number of cross-border platforms offering solutions similar in nature and breadth to those offered by Global-e. However, we believe that none of these providers have the combination of track record, variety of merchants, scale, feature set and data, to match Global-e's overall offering. The level of sophistication embedded in our platform and solutions stemming from executing millions of transactions annually, across merchants in over 200 destination markets, is what makes us a leader in the world of cross-border ecommerce.

Though to a lesser extent, we believe our platform also indirectly competes with two primary categories of services and providers:

- **Legacy Players and Local Distributors.** Merchants expanding abroad may partner with local distributors, granting them licenses to operate in a given market. Licenses typically include an arrangement to sell goods through bricks-and-mortar locations as well as digital rights to the brand, effectively allowing the local licensee to manage the full client-facing relationship with international shoppers. This may cause frustration among shoppers, as local selection may be limited to best-selling products, and interactions with the merchant are routed through a middle-man. As merchants increasingly understand the value of their digital channels and leverage social media to interact directly with shoppers, we believe wide-ranging agreements with local distributors will continue to become less common, especially for digital D2C e-commerce. Nevertheless, some merchants are constrained by long-term, legacy agreements with distributors, preventing the merchant from directly selling to and interacting with shoppers in select (or all) foreign markets, at least for a certain period of time.
- **Non-D2C Online Channels.** Non-D2C online channels, such as marketplaces, represent digital alternatives to the traditional distributor model. Such online channels are varied, ranging from local, multi-local, regional and global platforms. They generate online traffic from shoppers by marketing *under the marketplace's own brand* and command a fee, or "take rate" that may represent a meaningful percentage of the merchant's revenue. To facilitate the transaction between shopper and seller, online channels may provide complimentary services such as payment acquiring, fraud protection, order management, and access to shipping providers. Merchants do not have direct access to shoppers; rather, they must list their products through the intermediary – i.e., the marketplace – to gain exposure. As such, by selling through non-D2C online channels, merchants often expose their brand to direct competition from other brands sold in parallel through such online channels (e.g. a common feature of marketplaces is "people who bought this also bought this" lists which may include different brands).

Our Employees

As of June 30, 2021, we had 365 employees worldwide, including 193 in research and development. Of these employees, 230 are in Israel and 135 are in our international locations. As of June 30, 2021, our single employee located in Spain was covered by a collective bargaining agreement.

In regards to our Israeli employees, Israeli labor laws govern the length of the workday, minimum wages for employees, procedures for hiring and dismissing employees, determination of severance pay, annual leave, sick days, convalescence, advance notice of termination of employment, equal opportunity and anti-discrimination laws and other conditions of employment.

Subject to certain exceptions, Israeli law generally requires severance pay upon the retirement, death or dismissal of an employee, without due cause, and requires us and our employees to make payments to the National Insurance Institute, which is similar to the U.S. Social Security Administration. Pursuant to Section 14 of the Israeli Severance Pay Law, 5723-1963 ("Section 14"), our executive

[Table of Contents](#)

officers and key employees in Israel are entitled to monthly deposits, at a rate of 8.33% of their monthly salary, made in their name with insurance companies. Payments under Section 14 relieve us from any of the aforementioned future severance payment obligations with respect to those employees and, as such, we may only utilize the insurance policies for the purpose of disbursement of severance pay. As a result, we do not recognize an asset nor liability for these employees.

Extension orders issued by the Israeli Ministry of Economy and Industry apply to us and affect matters such as cost of living adjustments to salaries, length of working hours and week, recuperation pay, travel expenses and pension rights.

We have never experienced labor-related work stoppages or strikes and believe that our relations with our employees are satisfactory.

Intellectual Property

We consider our intellectual property rights, including those in our know-how and the software code of our proprietary technology, to be, in the aggregate, material to our business. We rely on a combination of contractual commitments and statutory and common law rights to protect our intellectual property rights in our technology and know-how. We seek to control access to our trade secrets and other confidential information related to our proprietary technology by entering into confidentiality agreements with our employees, consultants, merchants, vendors and business partners who have access to our confidential information, and we maintain policies and procedures designed to control access to and distribution of our confidential information.

Our know-how is an important element of our business. The development and management of our platform requires sophisticated coordination among many skilled and specialized employees. Despite our efforts to protect our intellectual property rights in our technology and know-how, unauthorized parties may attempt to copy or obtain and use our technology to develop products and services with the same functionality as our platform. Policing unauthorized access to and use of our technology is difficult. Our competition could also independently develop technologies like ours, and our intellectual property rights may not be broad enough for us to prevent our competition from selling products and services incorporating those technologies. For more information, see “Risk Factors—Risks Relating to our Business and Industry—If we fail to adequately maintain, protect or enforce our intellectual property rights, our competitive position could be impaired and we may lose valuable assets, generate reduced revenue, and incur costly litigation to protect our rights.”

We own and use unregistered common law marks and service marks on or in connection with our proprietary technology and related services. While most of the intellectual property we use is owned by us, we have obtained rights to use intellectual property of third parties through licenses and services agreements. Although we believe these licenses are sufficient for the operation of our business, these licenses typically limit our use of the third parties' intellectual property to specific uses and for specific time periods.

From time to time, we may become involved in legal proceedings relating to intellectual property arising in the ordinary course of our business, including challenges to the validity of our intellectual property rights and claims of intellectual property infringement. For more information, see “Risk Factors—Risks Relating to our Business and Industry—We may incur costs to defend against, face liability for or be vulnerable to intellectual property infringement claims brought against us by others.” We are not presently and have never been a party to any such legal proceedings that, in the opinion of our management, would individually or taken together have a material adverse effect on our business, financial condition, results of operations or cash flows.

Government Regulation

As with any company operating on the internet, we grapple with a growing number of local, national and international laws and regulations. These laws are often complex, sometimes contradict other laws, and are frequently evolving. Laws may be interpreted and enforced in different ways in various locations around the world, posing a significant challenge to our global business. This ambiguity includes laws and regulations possibly affecting our business, such as those related to data privacy and security, pricing, taxation, content regulation, intellectual property ownership and infringement, anti-money laundering, anti-corruption, product liability, consumer protection and export control. Changes to such laws and regulations could cause us or third-party partners on which we rely to incur additional costs and change our or their respective business practices in order to comply.

Data Protection and Privacy

We are subject to laws across several jurisdictions regarding privacy and protection of data. Data protection, privacy, cybersecurity, consumer protection, content regulation, and other laws and regulations can be very stringent and vary from jurisdiction to jurisdiction. These laws govern how companies collect, process, and share data, grant rights to data subjects, and require that companies implement specific information security controls to protect certain types of information.

For example, we are subject to Israel's Privacy Protection Act, 5741-1981 (the "Privacy Protection Act"), and the more recent Privacy Protection Regulations (Data Security) 2017, which imposes obligations on how personal data is processed, maintained, transferred, disclosed, accessed and secured. The regulations may require us to adjust our data protection and data security practices, information security measures, certain organizational procedures, applicable positions (such as an information security manager) and other technical and organizational security measures. In addition, to the extent that any administrative supervision procedure is initiated by the Israeli Privacy Protection Authority that reveals certain irregularities with respect to our compliance with the Privacy Protection Act, in addition to our exposure to administrative fines, civil claims (including class actions) and in certain cases criminal liability, we may also need to take certain remedial actions to rectify such irregularities, which may increase our costs.

We are also subject to the General Data Protection Regulation ("GDPR"), as well as its implementing legislation in the EU member states. The GDPR implements stringent operational requirements regarding, among others, data use, sharing and processing, data breach notifications, data subject rights, and cross-border data transfers for entities collecting and/or processing personal data of EU residents and imposes significant penalties for non-compliance (up to EUR 20 million or up to 4% of the total worldwide annual turnover of the preceding financial year, whichever is higher). We are subject to a similar legal regime in the United Kingdom under the UK GDPR, which, together with the amended UK Data Protection Act 2018, retains the GDPR in UK national law. The UK GDPR mirrors the fines under the GDPR. The United Kingdom may also implement new or amended data protection legislation. We are also subject to Directive 2002/58 of the European Parliament on Privacy and Electronic Communications (the "ePrivacy Directive"), which requires entities to obtain informed and freely given consent for the placement of cookies and similar technologies on a user's device and imposes restrictions on electronic marketing. We are also subject to Lei Geral de Proteção de Dados, which imposes similar requirements to the GDPR on the collection and processing of data of Brazilian residents. We are also subject to the California Consumer Privacy Act ("CCPA"), which imposes heightened transparency obligations, creates new data privacy rights for California residents, and carries significant enforcement penalties for non-compliance (up to \$7,500 per intentional violation and \$2,500 per other violation) as well as a private right of action for certain data breaches (\$750 per incident, per consumer or actual damages, whichever is greater). We will also be subject to the California Privacy Rights Act ("CPRA"), which was passed into law on November 3, 2020 but which will

not take substantial effect until January 1, 2023. Similar laws that have come into effect and are coming into effect in U.S. states, adoption of a comprehensive U.S. federal data privacy law, and new legislation in international jurisdictions may continue to change the data protection landscape globally and could result in us expending considerable resources to meet these requirements. See “Risk Factors—Risks Related to our Business and Industry—We are subject to stringent and changing laws, regulations, standards and contractual obligations related to privacy, data protection, and data security. Our actual or perceived failure to comply with such obligations could harm our business.”

While it is generally the laws of the jurisdiction in which a business is located that apply, there is a risk that data protection regulators of other countries may seek jurisdiction over our activities in locations in which we process data or serve merchants or shoppers but do not have an operating entity. Where the local data protection and privacy laws of a jurisdiction apply, we may be required to register our operations in that jurisdiction or make changes to our business so that shopper data is only collected and processed in accordance with applicable local law. In addition, because our services are accessible worldwide, certain foreign jurisdictions may claim that we are required to comply with their privacy and data protection laws, including in jurisdictions where we have no local entity, employees or infrastructure. In such cases, we may require additional legal review and resources to ensure compliance with any applicable privacy or data protection laws and regulations. In addition, in many jurisdictions there may in the future be new legislation that may affect our business and require additional legal review.

We are subject to laws and regulations related to payments which are complex and vary across different jurisdictions. We are also subject to payment card association operating rules, certification requirements, and rules governing electronic funds transfers, including the PCI DSS, which could change or be reinterpreted to make it more difficult for us to comply. Any failure to comply with these rules or requirements may subject us to higher transaction fees, fines, penalties, damages, and civil liability, and may result in the loss of our ability to accept credit and debit card payments. Depending on how our platform evolves, we may be subject to additional laws in other jurisdictions across the world.

Anti-Corruption and Sanctions

We are subject to laws and regulations of the jurisdictions in which we operate, including the United States, United Kingdom, EU and Israel, that govern or restrict our business and activities in certain countries and with certain persons, including the economic sanctions regulations administered by the U.S. Treasury Department’s Office of Foreign Assets Control, and the export control laws administered by the U.S. Commerce Department’s Bureau of Industry and Security and the U.S. State Department’s Directorate of Defense Trade Controls. See “Risk Factors—Risks Related to our Business and Industry—We are subject to governmental export controls that may subject us to liability if we are not in full compliance with applicable economic sanctions and export control laws.”

Additionally, we are subject to anti-corruption, anti-bribery, anti-money laundering and similar laws, such as the FCPA, U.S. domestic bribery statute contained in 18 U.S.C. 201, U.S. Travel Act, the USA PATRIOT Act, the U.K. Bribery Act 2010, Chapter 9 (sub-chapter 5) of the Israeli Penal Law, 1977, the Israeli Prohibition on Money Laundering Law–2000 and other applicable laws in the jurisdictions in which we operate. Historically, technology companies have been the target of FCPA and other anti-corruption investigations and penalties. See “Risk Factors—Risks Related to our Business and Industry—We are subject to anti-corruption, anti-bribery, anti-money laundering and similar laws, and non-compliance with such laws can subject us to criminal penalties or significant fines and harm our business and reputation.”

Further, we are currently subject to a variety of laws and regulations related specifically to payment processing, including those governing cross-border and domestic money transmission, gift

[Table of Contents](#)

cards and other prepaid access instruments, electronic funds transfers, foreign exchange, counter-terrorist financing, banking and import and export restrictions.

Concern about the use of e-commerce platforms for illegal conduct, such as money laundering or to support terrorist activities, may in the future result in legislation or other governmental action that could require changes to our platform or impose additional compliance burdens and costs on us. See “Risk Factors—Risks Related to our Business and Industry—Changes in laws and regulations related to the internet or changes in the internet infrastructure itself may diminish the demand for our platform and services, and could harm our business.”

Depending on how our platform evolves, we may become subject to additional laws in the United States, the United Kingdom, the EU, Israel and elsewhere.

Legal Proceedings

From time to time, we may become involved in legal or regulatory proceedings arising in the ordinary course of our business. We are not currently a party to any material litigation or regulatory proceeding and we are not aware of any pending or threatened litigation or regulatory proceeding against us that could have a material adverse effect on our business, operating results, financial condition or cash flows.

Facilities

We are headquartered in Petah-Tikva, Israel, where we occupy approximately 17,425 square feet of office space pursuant to a lease that expires on September 30, 2023. On August 1, 2021, we entered into a new lease for office space in Petah-Tikva, Israel, for a total of 73,948 square feet, which office space will replace our existing office in Petah-Tikva. We currently lease additional office space in Israel, the UK and the US, and we are party to agreements whereby we have access to and the right to use certain office space in the US, France and Japan. We do not own any real property. We intend to procure additional space as we continue to add employees, expand geographically and expand our work spaces. We believe that our facilities are adequate to meet our needs for the immediate future, and that, should it be needed, suitable additional space will be available to accommodate any such expansion of our operations.

MANAGEMENT

Executive Officers and Directors

The following table sets forth the name and position of each of our executive officers and directors as of the date of this prospectus:

<u>Name</u>	<u>Position</u>
<i>Executive Officers</i>	
Amir Schlachet	Co-Founder, Chief Executive Officer, Director
Shahar Tamari	Co-Founder, Chief Operations Officer, Director
Nir Debbi	Co-Founder, President, Director
Ofer Koren	Chief Financial Officer
Eden Zaharoni	Chief Technology Officer
Ran Fridman	Chief Revenue Officer
<i>Directors</i>	
Thomas Studd	Director
Miguel Angel Parra	Director
Tzvia Broida	Director
Anna Bakst	Director
Iris Epple-Righi	Director

Executive Officers

Amir Schlachet is our Co-Founder and has served as our Chief Executive Officer since May 1, 2013. Mr. Schlachet has also served as a member of our board of directors since February 20, 2013. Prior to co-founding Global-e, Mr. Schlachet served as SVP and strategic advisor to the chief executive officer of Bank Hapoalim, after serving several years as a management consultant with McKinsey & Company. Mr. Schlachet holds an M.B.A. from INSEAD, an M.Sc. in Electrical Engineering from Tel-Aviv University and a B.Sc. in Mathematics, Physics and Computer Science from the Hebrew University of Jerusalem.

Shahar Tamari is our Co-Founder and has served as our Chief Operations Officer since May 1, 2013. Mr. Tamari has also served as a member of our board of directors since February 21, 2013. Mr. Tamari previously served as the VP and Head of e-payments for 888 Holdings from February 2009 until May 2013. Prior to that, he served as Head of e-Banking Business Development with Bank Hapoalim for seven years, from October 2001 until January 2009. Mr. Tamari received an M.Sc. in Technology Management and Information Systems, and a B.A. in Business Administration, both from Tel Aviv University.

Nir Debbi is our Co-Founder and has served as our President since July 1, 2021 and previously served as our Chief Marketing Officer from May 1, 2013 to July 1, 2021. Mr. Debbi has also served as member of our board of directors since February 20, 2013. Prior to co-founding Global-e, Mr. Debbi served as SVP and Head of Strategy and Business Development at Bank Hapoalim, following a term as Head of Retail Strategy. Mr. Debbi holds an M.B.A and a B.Sc. in Economics, both from Tel-Aviv University.

Ofer Koren has served as our Chief Financial Officer since August 1, 2020. Prior to joining us, Mr. Koren served as chief financial officer and deputy chief executive officer at Bank Hapoalim as well as in various strategy and business development roles. Prior to that, Mr. Koren was a partner with Deloitte-Monitor Management Consulting (previously Trigger-Foresight). Mr. Koren holds an M.B.A. from Tel-Aviv University and a B.Sc. in Economics from Haifa University.

Eden Zaharoni has served as our Chief Technology Officer since August 11, 2013 and as our Vice President, Research & Development since August 2013. Mr. Zaharoni served as the Chief

[Table of Contents](#)

Technology Officer of Snoox, a platform that was founded by BBDO group, from March 2012 until August 2013. Prior to that, he served as the Vice President, Research & Development of Cent2Cent from January 2011 to February 2012 and held several management positions at 888 Holdings.

Ran Fridman has served as our Chief Revenue Officer since July 1, 2021. Prior to joining us, Mr. Fridman served as the global VP sales of Allot. Prior to that, he served in multiple global sales positions, including at Nokia, where he held numerous roles within senior global management, sales, and sales support.

Non-Executive Directors *Thomas Studd* has served as the representative of Vitruvian Directors I Limited on our board of directors since April 30, 2020. Mr. Studd has been a Partner at Vitruvian Partners LLP since 2016, prior to which he served as Principal from 2013 to 2016 and Vice President from 2009 to 2013. Mr. Studd has served as a director of Carwow Ltd. since 2017, and previously served as the representative of Vitruvian Directors I Limited on the Vestiaire Collective SA from 2016 to 2017, JacTravel Group from 2014 to 2017 and Lausanne Toa Co Ltd. from 2011 to 2016. Mr. Studd holds a MPhys in Physics from the University of Oxford and an M.B.A. from INSEAD.

Miguel Angel Parra has served as a member of our board of directors since January 1, 2020. Mr. Parra currently serves as the Chief Executive Officer of DHL Express since 2014, prior to which he served in numerous management positions, since 1997. Prior to that, from 1986 to 1997, Mr. Parra served as a general manager of TNT Express Worldwide. Mr. Parra holds an associate's degree in Business from Miami-Dade Community College and is a graduate of the Advanced Management Program of Fuqua School of Business Duke University.

Tzvia Broida has served as a member of our board of directors since May 14, 2021. Since December 2013, Ms. Broida has served on the board of directors and as chairperson of the audit committee of Jacada Ltd. (JCDAF). Since 2021, Ms. Broida has also served as the Chief Financial Officer of NeuroBlade Ltd. Before joining NeuroBlade, Ms. Broida served as the Chief Financial Officer of Sensible Medical Innovations Ltd from 2011 to 2021. Prior to that, Ms. Broida served in various positions at Jacada Ltd, including as Chief Financial Officer from 2005 to 2009, and before that she worked as an accountant at Yehuda Ehrlich & Partners and Vexler, Kodenzick & Partners. Ms. Broida received a B.A. in Accounting & Economics from the Hebrew University of Jerusalem.

Anna Bakst has served as a member of our board of directors since May 14, 2021. From 2018 to 2019, Ms. Bakst served as Brand President and Chief Executive Officer of Kate Spade. Before that, Ms. Bakst served as Group President at Michael Kors from 2003 to 2017. Prior to Michael Kors, Ms. Bakst served in various positions at Donna Karan International from 1990 to 2001. Ms. Bakst received an M.B.A from Stanford University and a B.S. in Industrial Engineering from Purdue University. Ms. Bakst is also a Visiting Associate Professor at Pratt Institute's Design Management Program.

Iris Epple-Righi has served as a member of our board of directors since May 14, 2021. Ms. Epple-Righi has served on the board of directors and as a member of the working committee of Hugo Boss since 2020. From 2016 to 2019, Ms. Epple-Righi served as Chief Executive Officer of Escada SE. Before that, Ms. Epple-Righi served in various positions in Calvin Klein from 2013 to 2016 and Tommy Hilfiger from 2003 to 2013. Ms. Epple-Righi received an M.B.A from the University of Tübingen.

Corporate Governance Practices

As an Israeli company, we are subject to various corporate governance requirements under the Companies Law. However, pursuant to regulations promulgated under the Companies Law, companies

[Table of Contents](#)

with shares traded on certain U.S. stock exchanges, including Nasdaq, may, subject to certain conditions, “opt out” from the Companies Law requirements to appoint external directors and related Companies Law rules concerning the composition of the audit committee and compensation committee of the board of directors (other than the gender diversification rule under the Companies Law, which requires the appointment of a director from the other gender if at the time a director is appointed all members of the board of directors are of the same gender). In accordance with these regulations, we elected to “opt out” from such requirements of the Companies Law. Under these regulations, the exemptions from such Companies Law requirements will continue to be available to us so long as: (i) we do not have a “controlling shareholder” (as such term is defined under the Companies Law), (ii) our shares are traded on certain U.S. stock exchanges, including Nasdaq, and (iii) we comply with the director independence requirements and the audit committee and compensation committee composition requirements under U.S. laws (including applicable rules of Nasdaq) applicable to U.S. domestic issuers.

We are a “foreign private issuer” (as such term is defined in Rule 405 under the Securities Act). As a foreign private issuer we are permitted to comply with Israeli corporate governance practices instead of the corporate governance rules of Nasdaq, provided that we disclose which requirements we are not following and the equivalent Israeli requirement.

We rely on this “foreign private issuer exemption” with respect to the quorum requirement for shareholder meetings. Whereas under the corporate governance rules of Nasdaq, a quorum requires the presence, in person or by proxy, of holders of at least 33 $\frac{1}{3}$ % of the total issued outstanding voting power of our shares at each general meeting of shareholders, pursuant to our amended and restated articles of association, and as permitted under the Companies Law, the quorum required for a general meeting of shareholders consists of at least two shareholders present in person or by proxy in accordance with the Companies Law, who hold or represent at least 33 $\frac{1}{3}$ % of the total voting power of our shares, except if (i) any such general meeting of shareholders was initiated by and convened pursuant to a resolution adopted by the board of directors and (ii) at the time of such general meeting, we qualify as a “foreign private issuer,” in which case the requisite quorum will consist of two or more shareholders present in person or by proxy who hold or represent at least 25% of the total voting power of our shares (and if the meeting is adjourned for a lack of quorum, the quorum for such adjourned meeting will be, subject to certain exceptions, any number of shareholders). We otherwise comply with and intend to continue to comply with the rules generally applicable to U.S. domestic companies listed on Nasdaq. We may, however, in the future decide to use the “foreign private issuer exemption” and opt out of some or all of the other corporate governance rules.

Board of Directors

Under the Companies Law and our amended and restated articles of association, our business and affairs are managed under the direction of our board of directors. Our board of directors may exercise all powers and may take all actions that are not specifically granted to our shareholders or to executive management. Our Chief Executive Officer (referred to as a “general manager” under the Companies Law) is responsible for our day-to-day management. Our Chief Executive Officer is appointed by, and serves at the discretion of, our board of directors, subject to the employment agreement that we have entered into with him. All other executive officers are appointed by the Chief Executive Officer, subject to applicable corporate approvals, and are subject to the terms of any applicable employment or consulting agreements that we may enter into with them.

Under our amended and restated articles of association, the number of directors on our board of directors is determined by our board of directors and will be no less than three and no more than eleven directors divided into three classes with staggered three-year terms. Each class of directors consists, as nearly as possible, of one-third of the total number of directors constituting the entire board

[Table of Contents](#)

of directors. At each annual general meeting of our shareholders, the election or re-election of directors following the expiration of the term of office of the directors of that class of directors will be for a term of office that expires on the third annual general meeting following such election or re-election, such that from the annual general meeting of 2022 and after, each year the term of office of only one class of directors will expire.

Our directors are divided among the three classes as follows:

- the Class I directors are Amir Schlachet, Miguel Angel Parra and Iris Epple-Righi, and their terms will expire at our annual general meeting of shareholders to be held in 2022;
- the Class II directors, are Nir Debbi and Anna Jain Bakst, and their terms will expire at our annual meeting of shareholders to be held in 2023; and
- the Class III directors are Shahar Tamari, Thomas Studd and Tzvia Broida, and their terms will expire at our annual meeting of shareholders to be held in 2024.

Our directors are appointed by a simple majority vote of holders of our ordinary shares, participating and voting at an annual general meeting of our shareholders, provided that (i) in the event of a contested election, the method of calculation of the votes and the manner in which the resolutions will be presented to our shareholders at the general meeting shall be determined by our board of directors in its discretion, and (ii) in the event that our board of directors does not or is unable to make a determination on such matter, then the directors will be elected by a plurality of the voting power represented at the general meeting in person or by proxy and voting on the election of directors. Each director will hold office until the annual general meeting of our shareholders for the year in which such director's term expires, unless the tenure of such director expires earlier pursuant to the Companies Law or unless such director is removed from office as described below.

Under our amended and restated articles of association, the approval of the holders of at least 70% of the total voting power of our shareholders is generally required to remove any of our directors from office or amend the provision requiring the approval of at least 70% of the total voting power of our shareholders to remove any of our directors from office, or certain other provisions regarding our staggered board, shareholder proposals, the size of our board and plurality voting in contested elections. In addition, vacancies on our board of directors may be filled by a vote of a simple majority of the directors then in office. A director so appointed will hold office until the next annual general meeting of our shareholders for the election of the class of directors in respect of which the vacancy was created, or in the case of a vacancy due to the number of directors being less than the maximum number of directors stated in our amended and restated articles of association, until the next annual general meeting of our shareholders for the election of the class of directors to which such director was assigned by our board of directors.

Chairperson of the Board

Our amended and restated articles of association provide that the Chairperson of the board of directors is appointed by the members of the board of directors from among them. Under the Companies Law, the chief executive officer of a public company, or a relative of the chief executive officer, may not serve as the chairperson of the board of directors of such public company, and the chairperson of the board of directors of a public company, or a relative of the chairperson, may not be vested with authorities of the chief executive officer of such public company, without shareholder approval consisting of a majority vote of the shares present and voting at a shareholders meeting, and in addition, either:

- at least a majority of the shares of non-controlling shareholders and shareholders that do not have a personal interest in the approval voted at the meeting are voted in favor (disregarding abstentions); or

[Table of Contents](#)

- the total number of shares of non-controlling shareholders and shareholders who do not have a personal interest in such appointment that re voted against such appointment does not exceed two percent (2%) of the aggregate voting rights in the company.

In addition, a person who is subordinated, directly or indirectly, to the chief executive officer may not serve as the chairperson of the board of directors, the chairperson of the board of directors may not be vested with authorities that are granted to persons who are subordinated to the chief executive officer and the chairperson of the board of directors may not serve in any other position in the company or in a controlled subsidiary, but may serve as a director or chairperson of a controlled subsidiary.

During a special and annual general meeting of our shareholders held on March 21, 2021, our shareholders approved the appointment of Amir Schlachet as Chairperson of our board of directors in addition to his role as our Chief Executive Officer. According to the Companies Law and the regulations promulgated thereunder, such appointment is valid for an initial term of five years following the closing of our initial public offering. Following such initial term, each renewal of the appointment of our Chief Executive Officer as Chairperson of the board of directors will be subject to the shareholder approval described above and will be limited to a three-year term.

External Directors

Under the Companies Law, companies incorporated under the laws of the State of Israel that are “public companies,” including companies with shares listed on Nasdaq, are required to appoint at least two external directors. Pursuant to regulations promulgated under the Companies Law, companies with shares traded on certain U.S. stock exchanges, including Nasdaq, which do not have a “controlling shareholder,” may, subject to certain conditions, “opt out” from the Companies Law requirements to appoint external directors and related Companies Law rules concerning the composition of the audit committee and compensation committee of the board of directors. In accordance with these regulations, we have elected to “opt out” from the Companies Law requirement to appoint external directors and related Companies Law rules concerning the composition of the audit committee and compensation committee of our board of directors.

Audit Committee

Companies Law Requirements. Under the Companies Law, the board of directors of a public company must appoint an audit committee. The audit committee must be comprised of at least three directors.

Listing Requirements. Under the corporate governance rules of Nasdaq, we are required to maintain an audit committee consisting of at least three independent directors, each of whom is financially literate and one of whom has accounting or related financial management expertise.

Our audit committee consists of Tzvia Broida, Anna Bakst and Iris Epple-Righi. Tzvia Broida serves as the chairperson of the audit committee. All members of our audit committee meet the requirements for financial literacy under the applicable rules and regulations of the SEC and the corporate governance rules of Nasdaq. Our board of directors has determined that Tzvia Broida is an audit committee financial expert as defined by the SEC rules and has the requisite financial experience as defined by the corporate governance rules of Nasdaq.

Our board of directors has determined that each member of our audit committee is “independent” as such term is defined in Rule 10A-3(b)(1) under the Exchange Act, which is different from the general test for independence of board and committee members.

Audit Committee Role. Our board of directors has adopted an audit committee charter setting forth the responsibilities of the audit committee, which are consistent with the Companies Law, the SEC rules and the corporate governance rules of Nasdaq and include:

- retaining and terminating our independent auditors, subject to ratification by the board of directors, and in the case of retention, to ratification by the shareholders;
- pre-approving audit and non-audit services to be provided by the independent auditors and related fees and terms;
- overseeing the accounting and financial reporting processes of our company and audits of our financial statements, the effectiveness of our internal control over financial reporting and making such reports as may be required of an audit committee under the rules and regulations promulgated under the Exchange Act;
- reviewing with management and our independent auditor our annual and quarterly financial statements prior to publication or filing (or submission, as the case may be) to the SEC;
- recommending to the board of directors the retention and termination of the internal auditor, and the internal auditor's engagement fees and terms, in accordance with the Companies Law as well as approving the yearly or periodic work plan proposed by the internal auditor;
- reviewing with our general counsel and/or external counsel, as deemed necessary, legal and regulatory matters that could have a material impact on the financial statements;
- identifying irregularities in our business administration, inter alia, by consulting with the internal auditor or with the independent auditor, and suggesting corrective measures to the board of directors;
- reviewing policies and procedures with respect to transactions (other than transactions related to the compensation or terms of services) between the Company and officers and directors, or affiliates of officers or directors, or transactions that are not in the ordinary course of the Company's business and deciding whether to approve such acts and transactions if so required under the Companies Law; and
- establishing procedures for the handling of employees' complaints as to the management of our business and the protection to be provided to such employees.

Compensation Committee

Companies Law Requirements. Under the Companies Law, the board of directors of a public company must appoint a compensation committee, which must be comprised of at least three directors.

Listing Requirements. Under the corporate governance rules of Nasdaq, we are required to maintain a compensation committee consisting of at least two independent directors.

Our compensation committee consists of Anna Bakst, Iris Epple-Righi and Thomas Studd. Anna Bakst serves as chairperson of the committee. Our board of directors has determined that each member of our compensation committee is independent under the corporate governance rules of Nasdaq, including the additional independence requirements applicable to the members of a compensation committee.

Compensation Committee Role

In accordance with the Companies Law, the roles of the compensation committee are, among others, as follows:

- making recommendations to the board of directors with respect to the approval of the compensation policy for office holders and, once every three years, regarding any extensions to a compensation policy that was adopted for a period of more than three years;
- reviewing the implementation of the compensation policy and periodically making recommendations to the board of directors with respect to any amendments or updates of the compensation policy;
- resolving whether or not to approve arrangements with respect to the terms of office and employment of office holders; and
- exempting, under certain circumstances, a transaction with our Chief Executive Officer from the approval of our shareholders.

Our board of directors has adopted a compensation committee charter setting forth the responsibilities of the committee, which are consistent with the corporate governance rules of Nasdaq and include among others:

- recommending to our board of directors for its approval a compensation policy in accordance with the requirements of the Companies Law as well as other compensation policies, incentive-based compensation plans and equity-based compensation plans, and overseeing the development and implementation of such policies and recommending to our board of directors any amendments or modifications to such policies the committee deems appropriate, including as required under the Companies Law;
- reviewing and approving the granting of options and other incentive awards to our Chief Executive Officer and other executive officers, including reviewing and approving corporate goals and objectives relevant to the compensation of our Chief Executive Officer and other executive officers;
- approving and exempting certain transactions regarding office holders' compensation pursuant to the Companies Law; and
- administering our equity-based compensation plans, including without limitation, approving the adoption of such plans, amending and interpreting such plans and the awards and agreements issued pursuant thereto, and making awards to eligible persons under the plans and determining the terms of such awards.

Compensation Policy under the Companies Law

In general, under the Companies Law, a public company must have a compensation policy approved by the board of directors after receiving and considering the recommendations of the compensation committee. In addition, our compensation policy must be approved at least once every three years, first, by our board of directors, upon recommendation of our compensation committee, and second, by a simple majority of the ordinary shares present, in person or by proxy, and voting (excluding abstentions) at a general meeting of shareholders, provided that either:

- such majority includes at least a majority of the shares held by shareholders who are not controlling shareholders and shareholders who do not have a personal interest in such compensation policy; or
- the total number of shares of non-controlling shareholders and shareholders who do not have a personal interest in the compensation policy and who vote against the policy does not exceed two percent (2%) of the aggregate voting rights in the Company.

[Table of Contents](#)

Under special circumstances, the board of directors may approve the compensation policy despite the objection of the shareholders on the condition that the compensation committee and then the board of directors decide, on the basis of detailed grounds and after discussing again the compensation policy, that approval of the compensation policy, despite the objection of shareholders, is for the benefit of the company.

If a company that initially offers its securities to the public, like us, adopts a compensation policy in advance of its initial public offering, and describes it in its prospectus for such offering, as we did, then such compensation policy shall be deemed a validly adopted policy in accordance with the Companies Law requirements described above. Furthermore, if the compensation policy is established in accordance with the aforementioned relief, then it will remain in effect for a term of five years from the date such company becomes a public company.

The compensation policy must be based on certain considerations, include certain provisions and reference certain matters as set forth in the Companies Law. The compensation policy must serve as the basis for decisions concerning the financial terms of employment or engagement of office holders, including exculpation, insurance, indemnification or any monetary payment or obligation of payment in respect of employment or engagement. The compensation policy must be determined and later reevaluated according to certain factors, including: the advancement of the company's objectives, business plan and long-term strategy; the creation of appropriate incentives for office holders, while considering, among other things, the company's risk management policy; the size and the nature of the company's operations; and with respect to variable compensation, the contribution of the office holder towards the achievement of the company's long-term goals and the maximization of its profits, all with a long-term objective and according to the position of the office holder. The compensation policy must furthermore consider the following additional factors:

- the education, skills, experience, expertise and accomplishments of the relevant office holder;
- the office holder's position and responsibilities;
- prior compensation agreements with the office holder;
- the ratio between the cost of the terms of employment of an office holder and the cost of the employment of other employees of the company, including employees employed through contractors who provide services to the company, in particular the ratio between such cost to the average and median salary of such employees of the company, as well as the impact of disparities between them on the work relationships in the company;
- if the terms of employment include variable components — the possibility of reducing variable components at the discretion of the board of directors and the possibility of setting a limit on the value of non-cash variable equity-based components; and
- if the terms of employment include severance compensation — the term of employment or office of the office holder, the terms of the office holder's compensation during such period, the company's performance during such period, the office holder's individual contribution to the achievement of the company goals and the maximization of its profits and the circumstances under which he or she is leaving the company.

The compensation policy must also include, among other things:

- with regards to variable components:
 - o with the exception of office holders who report to the chief executive officer, a means of determining the variable components on the basis of long-term performance and measurable criteria; provided that the company may determine that an immaterial part of the variable components of the compensation package of an office holder shall be

awarded based on non-measurable criteria, or if such amount is not higher than three months' salary per annum, taking into account such office holder's contribution to the company;

- o the ratio between variable and fixed components, as well as the limit of the values of variable components at the time of their payment, or in the case of equity-based compensation, at the time of grant;
- a condition under which the office holder will return to the company, according to conditions to be set forth in the compensation policy, any amounts paid as part of the office holder's terms of employment, if such amounts were paid based on information later to be discovered to be wrong, and such information was restated in the company's financial statements;
- the minimum holding or vesting period of variable equity-based components to be set in the terms of office or employment, as applicable, while taking into consideration long-term incentives; and
- a limit to retirement grants.

Our compensation policy is designed to promote retention and motivation of directors and executive officers, incentivize superior individual excellence, align the interests of our directors and executive officers with our long-term performance and provide a risk management tool. To that end, a portion of our executive officer compensation package is targeted to reflect our short and long-term goals, as well as the executive officer's individual performance. On the other hand, our compensation policy includes measures designed to reduce the executive officer's incentives to take excessive risks that may harm us in the long-term, such as limits on the value of cash bonuses and equity-based compensation, limitations on the ratio between the variable and the total compensation of an executive officer and minimum vesting periods for equity-based compensation.

Our compensation policy also addresses our executive officers' individual characteristics (such as their respective position, education, scope of responsibilities and contribution to the attainment of our goals) as the basis for compensation variation among our executive officers and considers the internal ratios between compensation of our executive officers and directors and other employees. Pursuant to our compensation policy, the compensation that may be granted to an executive officer may include: base salary, annual bonuses and other cash bonuses (such as a signing bonus and special bonuses with respect to any special achievements, such as outstanding personal achievement, outstanding personal effort or outstanding company performance), equity-based compensation, benefits and retirement and termination of service arrangements. All cash bonuses are limited to a maximum amount linked to the executive officer's base salary.

An annual cash bonus may be awarded to executive officers upon the attainment of pre-set periodic objectives and individual targets. The annual cash bonus that may be granted to our executive officers other than our Chief Executive Officer will be based on performance objectives and a discretionary evaluation of the executive officer's overall performance by our Chief Executive Officer and subject to minimum thresholds. The annual cash bonus that may be granted to executive officers other than our Chief Executive Officer may alternatively be based entirely on a discretionary evaluation. Furthermore, our Chief Executive Officer will be entitled to approve performance objectives for executive officers who report to him.

The measurable performance objectives of our Chief Executive Officer will be determined annually by our compensation committee and board of directors. A non-material portion of the Chief Executive Officer's annual cash bonus, as provided in our compensation policy, may be based on a discretionary evaluation of the Chief Executive Officer's overall performance by the compensation committee and the board of directors.

[Table of Contents](#)

The equity-based compensation under our compensation policy for our executive officers (including members of our board of directors) is designed in a manner consistent with the underlying objectives in determining the base salary and the annual cash bonus, with its main objectives being to enhance the alignment between the executive officers' interests with our long-term interests and those of our shareholders and to strengthen the retention and the motivation of executive officers in the long term. Our compensation policy provides for executive officer compensation in the form of share options or other equity-based awards, such as restricted shares and restricted share units, in accordance with our equity incentive plan then in place. All equity-based incentives granted to executive officers shall be subject to vesting periods in order to promote long-term retention of the awarded executive officers. The equity-based compensation shall be granted from time to time and be individually determined and awarded according to the performance, educational background, prior business experience, qualifications, role and the personal responsibilities of the executive officer.

In addition, our compensation policy contains compensation recovery provisions which allow us under certain conditions to recover bonuses paid in excess, enable our Chief Executive Officer to approve an immaterial change in the terms of employment of an executive officer who reports directly him (provided that the changes of the terms of employment are in accordance with our compensation policy) and allow us to exculpate, indemnify and insure our executive officers and directors to the maximum extent permitted by Israeli law subject to certain limitations set forth therein.

Our compensation policy also provides for compensation to the members of our board of directors either (i) in accordance with the amounts provided in the Companies Regulations (Rules Regarding the Compensation and Expenses of an External Director) of 2000, as amended by the Companies Regulations (Relief for Public Companies Traded in Stock Exchange Outside of Israel) of 2000, as such regulations may be amended from time to time, or (ii) in accordance with the amounts determined in our compensation policy.

Our compensation policy was approved by our board of directors and shareholders and became effective immediately prior to the closing of our initial public offering and is filed as an exhibit to the registration statement of which this prospectus forms a part.

Nominating, Governance and Sustainability Committee

Our nominating, governance and sustainability committee consists of Iris Epple-Righi, Anna Bakst and Thomas Studd. Iris Epple-Righi serves as chairperson of the committee. Our board of directors has adopted a nominating, governance and sustainability committee charter setting forth the responsibilities of the committee, which include:

- overseeing and assisting our board in reviewing and recommending nominees for election as directors;
- assisting our board in its oversight relating to corporate responsibility and environmental, social and governance matters;
- assessing the performance of the members of our board; and
- establishing and maintaining effective corporate governance policies and practices, including, but not limited to, developing and recommending to our board a set of corporate governance guidelines applicable to our business.

Code of Conduct

Our board of directors has adopted a written code of conduct that applies to our directors, officers and employees, including our principal executive officer, principal financial officer, principal accounting officer or controller, or persons performing similar functions. A current copy of the code is posted on the investor section of our website.

Compensation of Directors and Executive Officers

Directors

Under the Companies Law, the compensation of our directors requires the approval of our compensation committee, the subsequent approval of the board of directors and, unless exempted under regulations promulgated under the Companies Law, the approval of the shareholders at a general meeting. If the compensation of our directors is inconsistent with our stated compensation policy, then those provisions that must be included in the compensation policy according to the Companies Law must have been considered by the compensation committee and board of directors, and shareholder approval will also be required, provided that:

- at least a majority of the shares held by all shareholders who are not controlling shareholders and do not have a personal interest in such matter, present and voting at such meeting, are voted in favor of the compensation package, excluding abstentions; or
- the total number of shares of non-controlling shareholders and shareholders who do not have a personal interest in such matter voting against the compensation package does not exceed two percent (2%) of the aggregate voting rights in the Company.

Executive Officers other than the Chief Executive Officer

The Companies Law requires the approval of the compensation of a public company's executive officers (other than the chief executive officer) in the following order: (i) the compensation committee, (ii) the company's board of directors, and (iii) if such compensation arrangement is inconsistent with the company's stated compensation policy, the company's shareholders (by a special majority vote as discussed above with respect to the approval of director compensation). However, if the shareholders of the company decline to approve a compensation arrangement with an executive officer that is inconsistent with the company's stated compensation policy, the compensation committee and board of directors may override the shareholders' decision if each of the compensation committee and the board of directors provide detailed reasons for their decision.

An amendment to an existing arrangement with an office holder (who is not a director) requires only the approval of the compensation committee, if the compensation committee determines that the amendment is not material in comparison to the existing arrangement. However, according to regulations promulgated under the Companies Law, an amendment to an existing arrangement with an office holder (who is not a director) who is subordinate to the chief executive officer shall not require the approval of the compensation committee, if (i) the amendment is approved by the chief executive officer, (ii) the company's compensation policy provides that a non-material amendment to the terms of service of an office holder (other than the chief executive officer) may be approved by the chief executive officer and (iii) the engagement terms are consistent with the company's compensation policy.

Chief Executive Officer

Under the Companies Law, the compensation of a public company's chief executive officer is required to be approved by: (i) the company's compensation committee; (ii) the company's board of directors, and (iii) the company's shareholders (by a special majority vote as discussed above with respect to the approval of director compensation). However, if the shareholders of the company decline to approve the compensation arrangement with the chief executive officer, the compensation committee and board of directors may override the shareholders' decision if each of the compensation committee and the board of directors provide a detailed report for their decision. The approval of each of the compensation committee and the board of directors should be in accordance with the company's stated compensation policy; however, in special circumstances, they may approve compensation terms

of a chief executive officer that are inconsistent with such policy provided that they have considered those provisions that must be included in the compensation policy according to the Companies Law and that shareholder approval was obtained (by a special majority vote as discussed above with respect to the approval of director compensation). In addition, the compensation committee may waive the shareholder approval requirement with regards to the approval of the engagement terms of a candidate for the chief executive officer position, if they determine that the compensation arrangement is consistent with the company's stated compensation policy and that the chief executive officer candidate did not have a prior business relationship with the company or a controlling shareholder of the company and that subjecting the approval of the engagement to a shareholder vote would impede the company's ability to employ the chief executive officer candidate. In the event that the chief executive officer candidate also serves as a member of the board of directors, his or her compensation terms as chief executive officer will be approved in accordance with the rules applicable to approval of compensation of directors.

Aggregate Compensation of Office Holders

The aggregate compensation, including share-based compensation, paid by us and our subsidiaries to our executive officers and directors for the year ended December 31, 2020 was approximately \$2.4 million. This amount includes approximately \$0.4 million set aside or accrued to provide pension, severance, retirement or similar benefits or expenses, but does not include business travel, relocation, professional and business association dues and expenses reimbursed to office holders, and other benefits commonly reimbursed or paid by companies in Israel.

As of December 31, 2020, options to purchase 6,260,400 ordinary shares granted to our executive officers and directors were outstanding under our equity incentive plans at a weighted average exercise price of \$2.69 per ordinary share.

We pay each of our non-employee directors, other than individuals who served on our board of directors immediately prior to the consummation of our initial public offering, who serves on a board committee an annual retainer of \$35,000, with additional annual payment for service on board committees as follows: \$10,000 (or \$20,000 for the chairperson) per membership of the audit committee, or \$7,500 (or \$15,000 for the chairperson) per membership of the compensation committee and \$4,250 (or \$8,500 for the chairperson) per membership of the nominating and governance committee. In addition, upon election, nonemployee directors, other than individuals who served on our board of directors immediately prior to the consummation of our initial public offering, shall be granted with restricted share unit awards under our incentive plan at a value of \$250,000 which shall vest on an annual basis over a period of three years. In addition, each nonemployee director, other than individuals who served on our board of directors immediately prior to the consummation of our initial public offering, shall be granted with annual restricted share unit awards under our incentive plan (provided the director is still in office) at a value of \$150,000 which shall vest on the first anniversary of the grant date.

Internal Auditor

Under the Companies Law, the board of directors of a public company must appoint an internal auditor based on the recommendation of the audit committee. The role of the internal auditor is, among other things, to examine whether a company's actions comply with applicable law and orderly business procedure. Under the Companies Law, the internal auditor cannot be an interested party or an office holder or a relative of an interested party or an office holder, nor may the internal auditor be the company's independent auditor or its representative. An "interested party" is defined in the Companies Law as (i) a holder of 5% or more of the issued share capital or voting power in a company, (ii) any person or entity who has the right to designate one or more directors or to designate the chief

executive officer of the company or (iii) any person who serves as a director or as chief executive officer of the company. As of July 27, 2021, Ms. Sharon Cohen, CPA from Brightman Almagor Zohar & Co., a firm in the Deloitte Global Network, is acting as our internal auditor.

Approval of Related Party Transactions under Israeli Law

Fiduciary Duties of Directors and Executive Officers. The Companies Law codifies the fiduciary duties that office holders owe to a company. An office holder is defined in the Companies Law as a general manager, chief business manager, deputy general manager, vice general manager, any other person assuming the responsibilities of any of these positions regardless of such person's title, a director and any other manager directly subordinate to the general manager. Each person listed in the table under "Management—Executive Officers and Directors" is an office holder under the Companies Law.

An office holder's fiduciary duties consist of a duty of care and a duty of loyalty. The duty of care requires an office holder to act with the level of care with which a reasonable office holder in the same position would have acted under the same circumstances. The duty of care includes, among other things, a duty to use reasonable means, in light of the circumstances, to obtain:

- information on the business advisability of a given action brought for his, her or its approval or performed by virtue of his, her or its position; and
- all other important information pertaining to such action.

The duty of loyalty requires that an office holder act in good faith and in the best interests of the company, and includes, among other things, the duty to:

- refrain from any act involving a conflict of interest between the performance of his, her or its duties in the company and his, her or its other duties or personal affairs;
- refrain from any activity that is competitive with the business of the company;
- refrain from exploiting any business opportunity of the company for the purpose of gaining a personal advantage for himself, herself or itself or others; and
- disclose to the company any information or documents relating to the company's affairs which the office holder received as a result of his, her or its position as an office holder.

Under the Companies Law, a company may approve an act specified above which would otherwise constitute a breach of the office holder's fiduciary duty, provided that the office holder acted in good faith, neither the act nor its approval harms the company and the office holder discloses his, her or its personal interest a sufficient time before the approval of such act. Any such approval is subject to the terms of the Companies Law setting forth, among other things, the appropriate bodies of the company required to provide such approval and the methods of obtaining such approval.

Disclosure of Personal Interests of an Office Holder and Approval of Certain Transactions. The Companies Law requires that an office holder promptly disclose to the board of directors any personal interest that such office holder may have and all related material information known to such office holder concerning any existing or proposed transaction with the company. A personal interest includes an interest of any person in an act or transaction of a company, including a personal interest of one's relative or of a corporate body in which such person or a relative of such person is a 5% or greater shareholder, director or general manager or in which such person has the right to appoint at least one director or the general manager, but excluding a personal interest stemming solely from one's ownership of shares in the company. A personal interest includes the

[Table of Contents](#)

personal interest of a person for whom the office holder holds a voting proxy or the personal interest of the office holder with respect to the officer holder's vote on behalf of a person for whom he or she holds a proxy even if such shareholder has no personal interest in the matter.

If it is determined that an office holder has a personal interest in a non-extraordinary transaction, meaning any transaction that is in the ordinary course of business, on market terms or that is not likely to have a material impact on the company's profitability, assets or liabilities, approval by the board of directors is required for the transaction unless the company's articles of association provide for a different method of approval. Any such transaction that is adverse to the company's interests may not be approved by the board of directors.

Approval first by the company's audit committee and subsequently by the board of directors is required for an extraordinary transaction (meaning any transaction that is not in the ordinary course of business, not on market terms or that is likely to have a material impact on the company's profitability, assets or liabilities) in which an office holder has a personal interest.

A director and any other office holder who has a personal interest in a transaction which is considered at a meeting of the board of directors or the audit committee may generally (unless it is with respect to a transaction which is not an extraordinary transaction) not be present at such a meeting or vote on that matter unless a majority of the directors or members of the audit committee, as applicable, have a personal interest in the matter. If a majority of the members of the audit committee or the board of directors have a personal interest in the matter, then all of the directors may participate in deliberations of the audit committee or board of directors, as applicable, with respect to such transaction and vote on the approval thereof and, in such case, shareholder approval is also required.

Certain disclosure and approval requirements apply under Israeli law to certain transactions with controlling shareholders, certain transactions in which a controlling shareholder has a personal interest and certain arrangements regarding the terms of service or employment of a controlling shareholder. For these purposes, a controlling shareholder is any shareholder that has the ability to direct the company's actions, including any shareholder holding 25% or more of the voting rights if no other shareholder owns more than 50% of the voting rights in the company. Two or more shareholders with a personal interest in the approval of the same transaction are deemed to be one shareholder.

For a description of the approvals required under Israeli law for compensation arrangements of officers and directors, see "— Compensation of Directors and Executive Officers."

Shareholder Duties

Pursuant to the Companies Law, a shareholder has a duty to act in good faith and in a customary manner toward the company and other shareholders and to refrain from abusing his or her power with respect to the company, including, among other things, in voting at a general meeting and at shareholder class meetings with respect to the following matters:

- an amendment to the company's articles of association;
- an increase of the company's authorized share capital;
- a merger; or
- interested party transactions that require shareholder approval.

In addition, a shareholder has a general duty to refrain from discriminating against other shareholders.

Certain shareholders also have a duty of fairness toward the company. These shareholders include any controlling shareholder, any shareholder who knows that it has the power to determine the outcome of a shareholder vote and any shareholder who has the power to appoint or to prevent the appointment of an office holder of the company or exercise any other rights available to it under the company's articles of association with respect to the company. The Companies Law does not define the substance of this duty of fairness, except to state that the remedies generally available upon a breach of contract will also apply in the event of a breach of the duty of fairness.

Exculpation, Insurance and Indemnification of Office Holders

Under the Companies Law, a company may not exculpate an office holder from liability for a breach of the duty of loyalty. An Israeli company may exculpate an office holder in advance from liability, in whole or in part, for damages caused as a result of a breach of duty of care but only if a provision authorizing such exculpation is included in its articles of association. Our amended and restated articles of association include such a provision. An Israeli company may not exculpate a director from liability arising out of a prohibited dividend or distribution to shareholders.

An Israeli company may indemnify an office holder in respect of the following liabilities and expenses incurred for acts performed as an office holder, either in advance of an event or following an event, provided a provision authorizing such indemnification is contained in its articles of association:

- a financial liability imposed on him or her in favor of another person pursuant to a judgment, including a settlement or arbitrator's award approved by a court. However, if an undertaking to indemnify an office holder with respect to such liability is provided in advance, then such an undertaking must be limited to events which, in the opinion of the board of directors, can be foreseen based on the company's activities when the undertaking to indemnify is given, and to an amount or according to criteria determined by the board of directors as reasonable under the circumstances, and such undertaking shall detail the abovementioned events and amount or criteria;
- reasonable litigation expenses, including legal fees, incurred by the office holder (1) as a result of an investigation or proceeding instituted against him or her by an authority authorized to conduct such investigation or proceeding, *provided that* (i) no indictment was filed against such office holder as a result of such investigation or proceeding; and (ii) no financial liability, such as a criminal penalty, was imposed upon him or her as a substitute for the criminal proceeding as a result of such investigation or proceeding or, if such financial liability was imposed, it was imposed with respect to an offense that does not require proof of criminal intent; and (2) in connection with a monetary sanction;
- reasonable litigation expenses, including legal fees, incurred by the office holder or imposed by a court in proceedings instituted against him or her by the company, on its behalf or by a third-party or in connection with criminal proceedings in which the office holder was acquitted or as a result of a conviction for an offense that does not require proof of criminal intent; and
- expenses, including reasonable litigation expenses and legal fees, incurred by an office holder in relation to an administrative proceeding instituted against such office holder, or certain compensation payments made to an injured party imposed on an office holder by an administrative proceeding, pursuant to certain provisions of the Israeli Securities Law, 1968 (the "Israeli Securities Law").

An Israeli company may insure an office holder against the following liabilities incurred for acts performed as an office holder if and to the extent provided in the company's articles of association:

- a breach of the duty of loyalty to the company, to the extent that the office holder acted in good faith and had a reasonable basis to believe that the act would not prejudice the company;

[Table of Contents](#)

- a breach of the duty of care to the company or to a third-party, including a breach arising out of the negligent conduct of the office holder;
- a financial liability imposed on the office holder in favor of a third-party;
- a financial liability imposed on the office holder in favor of a third-party harmed by a breach in an administrative proceeding; and
- expenses, including reasonable litigation expenses and legal fees, incurred by the office holder as a result of an administrative proceeding instituted against him or her, pursuant to certain provisions of the Israeli Securities Law.

An Israeli company may not indemnify or insure an office holder against any of the following:

- a breach of the duty of loyalty, except to the extent that the office holder acted in good faith and had a reasonable basis to believe that the act would not prejudice the company;
- a breach of the duty of care committed intentionally or recklessly, excluding a breach arising out of the negligent conduct of the office holder;
- an act or omission committed with intent to derive illegal personal benefit; or
- a fine, monetary sanction or forfeit levied against the office holder.

Under the Companies Law, exculpation, indemnification and insurance of office holders must be approved by the compensation committee and the board of directors (and, with respect to directors and the chief executive officer, by the shareholders). However, under regulations promulgated under the Companies Law, the insurance of office holders does not require shareholder approval and may be approved by only the compensation committee, if the engagement terms are determined in accordance with the company's compensation policy, which was approved by the shareholders by the same special majority required to approve a compensation policy, provided that the insurance policy is on market terms and the insurance policy is not likely to materially impact the company's profitability, assets or obligations.

Our amended and restated articles of association allow us to exculpate, indemnify and insure our office holders for any liability imposed on them as a consequence of an act (including any omission) which was performed by virtue of being an office holder. Our office holders are currently covered by a directors and officers' liability insurance policy.

We have entered into agreements with each of our directors and executive officers exculpating them in advance, to the fullest extent permitted by law, from liability to us for damages caused to us as a result of a breach of duty of care, and undertaking to indemnify them to the fullest extent permitted by law. This indemnification is limited to events determined as foreseeable by the board of directors based on our activities, and to an amount or according to criteria determined by the board of directors as reasonable under the circumstances.

The maximum indemnification amount set forth in such agreements is limited to an amount equal to the higher of \$250,000,000, 25% of our total shareholders' equity as reflected in our most recent consolidated financial statements prior to the date on which the indemnity payment is made, and 10% of our total market cap calculated based on the average closing prices of our ordinary shares over the 30 trading days prior to the actual payment, multiplied by the total number of our issued and outstanding shares as of the date of the payment (other than indemnification for an offering of securities to the public, including by a shareholder in a secondary offering, in which case the maximum indemnification amount is limited to the gross proceeds raised by us and/or any selling shareholder in such public offering). The maximum amount set forth in such agreements is in addition to any amount paid (if paid) under insurance and/or by a third-party pursuant to an indemnification arrangement.

[Table of Contents](#)

In the opinion of the SEC, indemnification of directors and office holders for liabilities arising under the Securities Act, however, is against public policy and therefore unenforceable.

There is no pending litigation or proceeding against any of our office holders as to which indemnification is being sought, nor are we aware of any pending or threatened litigation that may result in claims for indemnification by any office holder.

Employment and Consulting Agreements with Executive Officers

We have entered into written employment agreements with each of our executive officers. These agreements provide for notice periods of varying duration for termination of the agreement by us or by the relevant executive officer, during which time the executive officer will continue to receive salary and benefits. These agreements also contain customary provisions regarding non-competition, non-solicitation confidentiality of information and assignment of inventions. However, the enforceability of the non-competition provisions may be limited under applicable law.

Share Incentive Plans

2013 Share Option Plan. The 2013 Share Incentive Plan, or the 2013 Plan, was adopted by our board of directors on May 13, 2013 and amended on April 2, 2019. The 2013 Plan provides for the grant of equity-based incentive awards to our employees, directors, office holders, service providers and consultants in order to incentivize them to increase their efforts on behalf of the Company and to promote the success of the Company's business.

We no longer grant any awards under the 2013 Plan as it was superseded by the 2021 Plan, although previously granted awards remain outstanding. Ordinary shares subject to outstanding options granted under the 2021 Plan that expire or become unexercisable without having been exercised in full will become available again for future grant under the 2021 Plan. As of December 31, 2020, a total of 12,522,600 options to purchase ordinary shares were outstanding under the 2013 Plan, with a weighted average exercise price of \$2.04 per share.

Administration. Our board of directors, or a duly authorized committee of our board of directors, or the administrator, administer the 2013 Plan. Under the 2013 Plan, the administrator has the authority, subject to applicable law, to interpret the terms of the 2013 Plan and any option agreements or awards granted thereunder, amend the terms of awards, including, but not limited to, accelerate or amend the vesting schedule applicable to an award, and take all other actions and make all other determinations necessary for the administration of the 2013 Plan. The administrator also has the authority to approve the conversion, substitution, cancellation or suspension under and in accordance with the 2013 Plan of any or all option awards or ordinary shares, and the authority to modify option awards to eligible individuals who are foreign nationals or are individuals who are employed outside Israel to recognize differences in local law, tax policy or custom, in order to effectuate the purposes of the 2013 Plan but without amending the 2013 Plan.

The administrator also has the authority to amend and rescind rules and regulations relating to the 2013 Plan or terminate the 2013 Plan at any time before the date of expiration of its ten year term.

Grants. All awards granted pursuant to the 2013 Plan are evidenced by an option agreement, in a form approved, by the administrator. The option agreement sets forth the terms and conditions of the award, including the type of option, number of shares subject to such option, vesting schedule and conditions (including performance goals or measures), manner of exercise and the exercise price, if

[Table of Contents](#)

applicable and other terms and conditions not inconsistent with the 2013 Plan as the administrator may have determined. Certain awards under the 2013 Plan may constitute or provide for a deferral of compensation, subject to Section 409A of the United States Internal Revenue Code of 1986 (the "Code"), which may impose additional requirements on the terms and conditions of such awards.

Exercise. An award under the 2013 Plan may be exercised by providing the Company with a written notice of exercise, specifying the number of shares with respect to which the option is being exercised and full payment of the exercise price for such shares, if applicable, in such form and method as may be determined by the administrator and permitted by applicable law. An award may not be exercised for a fraction of a share. With regard to tax withholding, exercise price and purchase price obligations arising in connection with awards under the 2013 Plan, the administrator may, in its discretion, accept cash, provide for net withholding of shares in a cashless exercise mechanism or direct a securities broker to sell shares and deliver all or a part of the proceeds to the Company or the trustee, or direct to pledge shares to a securities broker or lender, as security for a loan, and to deliver all or part of the loan proceeds to the Company or the trustee.

Transferability. Other than by will, the laws of descent and distribution or as otherwise provided under the 2013 Plan or determined by the administrator, neither the options nor any right in connection with such options are assignable or transferable.

Termination of Employment. Unless otherwise determined by the administrator and subject to the conditions of the 2013 Plan, an option may only be exercised for as long as the grantee is an employee or provides services to the Company. In the event of termination of a grantee's employment or service with the Company or any of its affiliates, all vested and exercisable options held by such grantee as of the date of termination may be exercised within ninety (90) days after such date of termination, unless otherwise determined by the administrator and subject to the conditions of the 2013 Plan. After such ninety (90) day period, all such unexercised options will terminate and the shares covered by such options shall again be available for issuance under the 2021 Plan.

In the event of termination of a grantee's employment or service with the Company or any of its affiliates due to such grantee's death, permanent disability all vested and exercisable options held by such grantee as of the date of termination may be exercised by the grantee or the grantee's legal guardian, estate, or by a person who acquired the right to exercise the option by bequest or inheritance, as applicable, within one (1) year after such date of termination, unless otherwise provided by the administrator and in the event of termination due to such grantee's retirement, within three (3) months of such termination. Any awards which are unvested as of the date of such termination or which are vested but not then exercised within the one (1) year period following such date, will terminate and the shares covered by such options shall again be available for issuance under the 2021 Plan.

Notwithstanding any of the foregoing, if a grantee's employment or services with the Company or any of its affiliates is terminated for "cause" (as defined in the 2013 Plan), all outstanding options held by such grantee (whether vested or unvested) will terminate on the date of such termination and the shares covered by such options shall again be available for issuance under the 2021 Plan,) unless otherwise determined by the administrator.

Transactions. In the event of a share split, reverse share split, share dividend, recapitalization, combination or reclassification of our shares, merger, consolidation, a reorganization or other similar occurrences, the administrator in its sole discretion shall make an appropriate adjustment in the number and class of shares related to each outstanding award, to the class and kind of shares subject to the 2013 Plan, as well as the exercise price per share of each outstanding award, as applicable, the terms and conditions concerning vesting and exercisability and the term and duration of outstanding

awards, or any other terms that the administrator adjusts in its discretion; provided that any fractional shares resulting from such adjustment shall be rounded to the nearest whole share unless otherwise determined by the administrator.

In the event of a merger or consolidation of our Company, or a sale of all, or substantially all, of the Company's shares or assets or other transaction having a similar effect on the Company, or liquidation or dissolution, or such other transaction or circumstances that the board of directors determines to be a relevant transaction, then without the consent of the grantee, the administrator may but is not required to (i) cause any outstanding award to be assumed or substituted by such successor corporation or any parent or affiliate thereof and (ii) in the event that the awards are not assumed or substituted by an equivalent award (a) provide the grantee with the option to exercise the award as to all or part of the shares, and may provide for an acceleration of vesting of unvested awards, or (b) cancel the award and pay in cash, shares of the Company, the acquirer or other corporation which is a party to such transaction or other property as determined by the administrator as fair in the circumstances.

2021 Employee Share Purchase Plan

The 2021 Employee Share Purchase Plan (the "ESPP") was adopted by our board of directors on March 1, 2021. The ESPP is comprised of two distinct components: (1) the component intended to qualify for favorable U.S. federal tax treatment under Section 423 of the Code (the "Section 423 Component") and (2) the component not intended to be tax qualified under Section 423 of the Code to facilitate participation for employees who are not eligible to benefit from favorable U.S. federal tax treatment and, to the extent applicable, to provide flexibility to comply with non U.S. law and other considerations (the "Non Section 423 Component").

Authorized Shares. A total of 2,500,000 of our ordinary shares will be available for sale under our ESPP, subject to adjustment as provided for in the ESPP. In addition, on the first day of each fiscal year beginning with our 2022 fiscal year and ending on and including the fiscal year of 2029, such pool of ordinary shares shall be increased by that number of our ordinary shares equal to the lesser of:

- 0.5% of the outstanding ordinary shares as of the last day of the immediately preceding fiscal year, determined on a fully diluted basis; or
- such other amount as our board of directors may determine.

In no event will more than 2,750,000 ordinary shares be available for issuance under the Section 423 Component.

ESPP Administration. Unless otherwise determined by our board of directors, the compensation committee of our board of directors, or the administrator, will administer the ESPP and will have the authority to interpret the terms of the ESPP and determine eligibility under the ESPP, to impose a mandatory holding period under which employees may not dispose or transfer shares under the ESPP, prescribe, revoke and amend forms, rules and procedures relating to the ESPP, and otherwise exercise such powers and to perform such acts as the administrator deems necessary or expedient to promote the best interests of the Company and its subsidiaries and to carry out the intent that the ESPP be treated as an "employee stock purchase plan" within the meaning of Section 423 of the Code for the Section 423 Component.

Eligibility. Participation in the Section 423 Component may be limited in the terms of any offering to employees of the Company and any of its designated subsidiaries (a) who customarily work 20 hours or more per week, (b) whose customary employment is for more than five months per calendar year, and (c) who satisfy the procedural enrollment and other requirements set forth in the ESPP.

[Table of Contents](#)

Under the Section 423 Component, designated subsidiaries include any subsidiary (within the meaning of Section 424(f) of the Code) of the Company that has been designated by our board of directors or the compensation committee as eligible to participate in the ESPP (and if an entity does not so qualify within the meaning of Section 424(f) of the Code, it shall automatically be deemed to be a designated subsidiary in the Non-Section 423 Component). In addition, with respect to the Non-Section 423 Component, designated subsidiaries may include any corporate or noncorporate entity in which the Company has a direct or indirect equity interest or significant business relationship. Under the Section 423 Component, no employee may be granted a purchase right if, immediately after the purchase right is granted, the employee would own (or, under applicable statutory attribution rules, would be deemed to own) shares possessing 5% or more of the total combined voting power or value of all classes of shares of the Company or any of its subsidiaries. In addition, in order to facilitate participation in the ESPP, the compensation committee may provide for such special terms applicable to participants who are citizens or residents of a non-U.S. jurisdiction, or who are employed by a designated subsidiary outside of the U.S., as the compensation committee may consider necessary or appropriate to accommodate differences in local law, tax policy or custom. Except as permitted by Section 423 of the Code, with respect to the Section 423 Component, such special terms may not be more favorable than the terms of rights granted under the Section 423 Component to eligible employees who are residents of the United States.

Offering Periods. The ESPP provides for offering periods, not to exceed 27 months each, during which we will grant rights to purchase our ordinary shares to our employees. The timing of the offering periods will be determined by the administrator. The terms and conditions applicable to each offering period will be set forth in an offering document adopted by the administrator for the particular offering period. The provisions of offerings during separate offering periods under the ESPP need not be identical.

Contributions. Our ESPP will permit participants to purchase our ordinary shares through contributions (in the form of payroll deductions, or otherwise, to the extent permitted by the administrator). The percentage of compensation designated by an eligible employee as payroll deductions for participation in an offering may not be less than 1% and may not be more than the maximum percentage specified by the administrator in the applicable offering document (which maximum percentage shall be 20% in the absence of any such specification). A participant may increase or decrease the percentage of compensation designated in his or her subscription agreement, or may suspend his or her payroll deductions, at any time during an offering period; provided, however, that the administrator may limit the number of changes a participant may make in the applicable offering document. In the absence of any specific designation by the administrator, a participant may decrease (but not increase) his or her payroll deduction elections one time during each offering period.

Exercise of Purchase Right. Amounts contributed and accumulated by the participant will be used to purchase our ordinary shares at the end of each offering period. Unless otherwise determined by the administrator, the purchase price of the shares will be 85% of the lower of the fair market value of our ordinary shares on (i) the first trading day of the offering period or (ii) the last trading day of the offering period (and may not be lower than such amount with respect to the Section 423 Component). Participants may end their participation at any time during an offering period and will be paid their accrued contributions that have not yet been used to purchase our ordinary shares. Participation ends automatically upon termination of employment with us.

Non-Transferability. A participant may not transfer contributions credited to his or her account nor any rights granted under our ESPP other than by will, the laws of descent and distribution or as otherwise provided under our ESPP.

Corporate Transactions. In the event of certain transactions or events such as a consolidation, merger or similar transaction, a sale or transfer of all or substantially all of the Company's assets, or a

dissolution or liquidation of the Company, the administrator may, in its discretion, provide that (i) each outstanding purchase right will be (a) assumed or substituted for a right granted by the acquiror or successor corporation or by a parent or subsidiary of such entity, (b) terminated in exchange for cash or other property as determined by the administrator, or (c) cancelled with accumulated payroll deductions returned to each participant, or (ii) the participant's accumulated payroll deductions may be used to purchase shares prior to the end of the offering period and before the date of the proposed sale, merger or similar transaction.

Amendment; Termination. The administrator will have the authority to amend, suspend or terminate our ESPP. Our ESPP is not subject to a specific termination date.

2021 Share Incentive Plan

The 2021 Share Incentive Plan, or the 2021 Plan, was adopted by our board of directors on March 1, 2021. The 2021 Plan provides for the grant of equity-based incentive awards to our employees, directors, office holders, service providers and consultants in order to incentivize them to increase their efforts on behalf of the Company and to promote the success of the Company's business.

Shares Available for Grants. The maximum number ordinary shares available for issuance under the 2021 Plan is equal to the sum of (i) 13,500,000 shares, (ii) any shares subject to awards under the 2013 Plan which have expired, or were cancelled, terminated, forfeited or settled in cash in lieu of issuance of shares or became unexercisable without having been exercised, and (iii) an annual increase on the first day of each year beginning in 2022 and on January 1st of each calendar year thereafter during the term of the Plan, equal to five percent (5%) of the outstanding ordinary shares of the Company on the last day of the immediately preceding calendar year. No more than 13,500,000 ordinary shares may be issued upon the exercise of incentive stock options, or ISOs. If permitted by our board of directors, shares tendered to pay the exercise price or withholding tax obligations with respect to an award granted under the 2021 Plan or the 2013 Plan may again be available for issuance under the 2021 Plan. Our board of directors may also reduce the number of ordinary shares reserved and available for issuance under the 2021 Plan in its discretion.

Administration. Our board of directors, or a duly authorized committee of our board of directors, or the administrator, will administer the 2021 Plan. Under the 2021 Plan, the administrator has the authority, subject to applicable law, to interpret the terms of the 2021 Plan and any award agreements or awards granted thereunder, designate recipients of awards, determine and amend the terms of awards, including the exercise price of an option award, the fair market value of an ordinary share, the time and vesting schedule applicable to an award or the method of payment for an award, accelerate or amend the vesting schedule applicable to an award, prescribe the forms of agreement for use under the 2021 Plan and take all other actions and make all other determinations necessary for the administration of the 2021 Plan.

The administrator also has the authority to approve the conversion, substitution, cancellation or suspension under and in accordance with the 2021 Plan of any or all option awards or ordinary shares, and the authority to modify option awards to eligible individuals who are foreign nationals or are individuals who are employed outside Israel to recognize differences in local law, tax policy or custom, in order to effectuate the purposes of the 2021 Plan but without amending the 2021 Plan.

The administrator also has the authority to amend and rescind rules and regulations relating to the 2021 Plan or terminate the 2021 Plan at any time before the date of expiration of its ten year term.

[Table of Contents](#)

Eligibility. The 2021 Plan provides for granting awards under various tax regimes, including, without limitation, in compliance with Section 102 of the Israeli Income Tax Ordinance (New Version), 5721-1961 (the "Ordinance"), and Section 3(9) of the Ordinance and for awards granted to our United States employees or service providers, including those who are deemed to be residents of the United States for tax purposes, Section 422 of the Code and Section 409A of the Code.

Section 102 of the Ordinance allows employees, directors and officers who are not controlling shareholders and are considered Israeli residents to receive favorable tax treatment for compensation in the form of shares or options. Our non-employee service providers may only be granted options under section 3(9) of the Ordinance, which does not provide for similar tax benefits.

Grants. All awards granted pursuant to the 2021 Plan will be evidenced by an award agreement, in a form approved, from time to time, by the administrator in its sole discretion. The award agreement will set forth the terms and conditions of the award, including the type of award, number of shares subject to such award, vesting schedule and conditions (including performance goals or measures) and the exercise price, if applicable. Certain awards under the 2021 Plan may constitute or provide for a deferral of compensation, subject to Section 409A of the Code, which may impose additional requirements on the terms and conditions of such awards.

Unless otherwise determined by the administrator and stated in the award agreement, and subject to the conditions of the 2021 Plan, awards vest and become exercisable under the following schedule: 25% of the shares covered by the award, on the first anniversary of the vesting commencement date determined by the administrator (and in the absence of such determination, the date on which such award was granted), and 6.25% of the shares covered by the award at the end of each subsequent three-month period thereafter over the course of the following three years; provided that the grantee remains continuously as an employee or provides services to the company throughout such vesting dates.

Each award will expire ten years from the date of the grant thereof, unless such shorter term of expiration is otherwise designated by the administrator.

Awards. The 2021 Plan provides for the grant of stock options (including incentive stock options and nonqualified stock options), ordinary shares, restricted shares, restricted share units, stock appreciation rights and other share-based awards.

Options granted under the 2021 Plan to the Company employees who are U.S. residents may qualify as "incentive stock options" within the meaning of Section 422 of the Code, or may be non-qualified stock options. The exercise price of an option may not be less than the par value of the shares (if the shares bear a par value) for which such option is exercisable. The exercise price of an Incentive Stock Option may not be less than 100% of the fair market value of the underlying share on the date of grant or such other amount as may be required pursuant to the Code, and in the case of Incentive Stock Options granted to ten percent shareholders, not less than 110%.

Exercise. An award under the 2021 Plan may be exercised by providing the Company with a written or electronic notice of exercise and full payment of the exercise price for such shares underlying the award, if applicable, in such form and method as may be determined by the administrator and permitted by applicable law. An award may not be exercised for a fraction of a share. With regard to tax withholding, exercise price and purchase price obligations arising in connection with awards under the 2021 Plan, the administrator may, in its discretion, accept cash, provide for net withholding of shares in a cashless exercise mechanism or direct a securities broker to sell shares and deliver all or a part of the proceeds to the Company or the trustee.

[Table of Contents](#)

Transferability. Other than by will, the laws of descent and distribution or as otherwise provided under the 2021 Plan, neither the options nor any right in connection with such options are assignable or transferable.

Termination of Employment. In the event of termination of a grantee's employment or service with the Company or any of its affiliates, all vested and exercisable awards held by such grantee as of the date of termination may be exercised within three months after such date of termination, unless otherwise determined by the administrator. After such three month period, all such unexercised awards will terminate and the shares covered by such awards shall again be available for issuance under the 2021 Plan.

In the event of termination of a grantee's employment or service with the Company or any of its affiliates due to such grantee's death or permanent disability, or in the event of the grantee's death within the three month period (or such longer period as determined by the administrator) following his or her termination of service, all vested and exercisable awards held by such grantee as of the date of termination may be exercised by the grantee or the grantee's legal guardian, estate, or by a person who acquired the right to exercise the award by bequest or inheritance, as applicable, within one year after such date of termination, unless otherwise provided by the administrator. Any awards which are unvested as of the date of such termination or which are vested but not then exercised within the one year period following such date, will terminate and the shares covered by such awards shall again be available for issuance under the 2021 Plan.

Notwithstanding any of the foregoing, if a grantee's employment or services with the Company or any of its affiliates is terminated for "cause" (as defined in the 2021 Plan), all outstanding awards held by such grantee (whether vested or unvested) will terminate on the date of such termination and the shares covered by such awards shall again be available for issuance under the 2021 Plan.

Voting Rights. Except with respect to restricted share awards, grantees will not have the rights as a shareholder of the Company with respect to any shares covered by an award until the award has vested and/or the grantee has exercised such award, paid any exercise price for such award and becomes the record holder of the shares. With respect to restricted share awards, grantees will possess all incidents of ownership of the restricted shares, including the right to vote and receive dividends on such shares.

Dividends. Grantees holding restricted share awards will be entitled to receive dividends and other distributions with respect to the shares underlying the restricted share award. Any stock split, stock dividend, combination of shares or similar transaction will be subject to the restrictions of the original restricted share award. Grantees holding restricted share units will not be eligible to receive dividend but may be eligible to receive dividend equivalents.

Transactions. In the event of a share split, reverse share split, share dividend, recapitalization, combination or reclassification of the Company's shares, the administrator in its sole discretion may, and where required by applicable law shall, without the need for a consent of any holder, make an appropriate adjustment in order to adjust (i) the number and class of shares reserved and available for the outstanding awards, (ii) the number and class of shares covered by outstanding awards, (iii) the exercise price per share covered by any award, (iv) the terms and conditions concerning vesting and exercisability and the term and duration of the outstanding awards, and (v) the type or class of security, asset or right underlying the award (which need not be only that of the Company, and may be that of the surviving corporation or any affiliate thereof or such other entity party to any of the above transactions), and (vi) any other terms of the award that in the opinion of the administrator should be adjusted; provided that any fractional shares resulting from such adjustment shall be rounded to the nearest whole share unless otherwise determined by the administrator. In the event of a distribution of

[Table of Contents](#)

a cash dividend to all shareholders, the administrator may determine, without the consent of any holder of an award, that the exercise price of an outstanding and unexercised award shall be reduced by an amount equal to the per share gross dividend amount distributed by the Company, subject to applicable law.

In the event of a merger or consolidation of the Company, or a sale of all, or substantially all, of the Company's shares or assets or other transaction having a similar effect on the Company, or change in the composition of the board of directors, or liquidation or dissolution, or such other transaction or circumstances that the board of directors determines to be a relevant transaction, then without the consent of the grantee, (i) unless otherwise determined by the administrator, any outstanding award will be assumed or substituted by such successor corporation, or (ii) regardless of whether or not the successor corporation assumes or substitutes the award (a) provide the grantee with the option to exercise the award as to all or part of the shares, and may provide for an acceleration of vesting of unvested awards, (b) cancel the award and pay in cash, shares of the Company, the acquirer or other corporation which is a party to such transaction or other property as determined by the administrator as fair in the circumstances, or (c) provide that the terms of any award shall be otherwise amended, modified or terminated, as determined by the administrator to be fair in the circumstances.

PRINCIPAL AND SELLING SHAREHOLDERS

The following table sets forth information with respect to the beneficial ownership of our ordinary shares as of June 30, 2021 both before and as adjusted to give effect to this offering by:

- each person or group of affiliated persons known by us to own beneficially more than 5% of our outstanding ordinary shares;
- each of the selling shareholders individually;
- each of our directors and executive officers individually; and
- all of our executive officers and directors as a group.

The beneficial ownership of ordinary shares is determined in accordance with the SEC rules and generally includes any ordinary shares over which a person exercises sole or shared voting or investment power.

For purposes of the table below, we deem ordinary shares subject to options or warrants that are exercisable within 60 days of June 30, 2021 to be outstanding and to be beneficially owned by the person holding the options or warrants for the purposes of computing the ownership and percentage ownership of that person but we do not treat them as outstanding for the purpose of computing the ownership or percentage ownership of any other person, except with respect to the ownership and percentage ownership of all executive officers and directors as a group.

All of our shareholders, including the shareholders listed below, have the same voting rights attached to their ordinary shares. See “Description of Share Capital and Articles of Association—Amended and Restated Articles of Association—Voting.” Unless otherwise noted below, the address of each shareholder listed below is 25 Basel Street, Petah Tikva, 4951038, Israel.

A description of any material relationship that our principal shareholders have had with us or any of our affiliates within the past three years is included under “Certain Relationships and Related Party Transactions.”

Name of Beneficial Owner	Shares Beneficially Owned Prior to Offering		Ordinary Shares Being Offered	Shares Beneficially Owned After Offering			
	Number	%		Assuming Underwriters' Option to Purchase Additional Ordinary Shares is Not Exercised		Assuming Underwriters' Option to Purchase Additional Ordinary Shares is Exercised in Full	
				Number	%	Number	%
Principal Shareholders							
Red Dot Capital Partners L.P.(1)	18,660,400	12.8	2,708,444	15,951,956	11.0	15,545,689	10.7
Deutsche Post Beteiligungen Holding GmbH(2)	21,423,600	14.7	—	21,423,600	14.7	21,423,600	14.7
Goor HoldCo Ltd.(3)	13,821,600	9.5	2,010,431	11,811,169	8.1	11,509,604	7.9
Cross Ship S.à r.l.(4)	26,216,400	18.0	3,813,326	22,403,074	15.4	21,831,075	15.0
Shopify International Limited(5)	9,726,139	6.7	—	9,726,139	6.7	9,726,139	6.7
Other Selling Shareholders:							
Itshak Shaked Assets Ltd.	6,968,400	4.8	1,013,594	5,954,806	4.1	5,802,767	4.0
Yaron Lemelbaum	2,899,800	2.0	421,793	2,478,007	1.7	2,414,739	1.7
Natan Schlachet	1,216,800	*	176,991	1,039,809	*	1,013,261	*
Rotter Holdings Ltd.	1,209,000	*	175,856	1,033,144	*	1,006,766	*
Viola Credit Five Fund Limited Partnership	464,400	*	67,550	396,850	*	386,718	*

[Table of Contents](#)

Name of Beneficial Owner	Shares Beneficially Owned Prior to Offering		Ordinary Shares Being Offered	Shares Beneficially Owned After Offering			
	Number	%		Assuming Underwriters' Option to Purchase Additional Ordinary Shares is Not Exercised		Assuming Underwriters' Option to Purchase Additional Ordinary Shares is Exercised in Full	
				Number	%	Number	%
Directors, Director Nominees and Executive Officers							
Amir Schlachet(6)	6,376,800	4.3	530,024	5,846,776	4.0	5,767,272	3.9
Shahar Tamari(7)	6,376,200	4.3	529,974	5,846,226	4.0	5,766,730	3.9
Nir Debbi(8)	6,641,400	4.5	552,017	6,089,383	4.1	6,006,580	4.1
Eden Zaharoni(9)	616,200	*	—	616,200	*	616,200	*
Ofer Koren(10)	225,000	*	—	225,000	*	225,000	*
Thomas Studd(11)	—	—	—	—	—	—	—
Miguel Angel Parra(12)	—	—	—	—	—	—	—
Tzvia Broida	—	—	—	—	—	—	—
Anna J. Bakst	—	—	—	—	—	—	—
Iris Epple-Righi	—	—	—	—	—	—	—
All executive officers and directors as a group (10 persons)	20,235,600	13.4	1,612,015	18,623,585	12.3	18,381,782	12.2

* Indicates ownership of less than 1%.

- (1) Represents 18,660,400 ordinary shares held by Red Dot Capital Partners L.P. Red Dot General Partner L.P. is the general partner of Red Dot Capital Partners L.P. (collectively, "Red Dot Capital Partners") and manages its investments and has voting power over the ordinary shares of the Company held by Red Dot Capital Partners L.P.. The address for Red Dot Capital Partners is 1 Ha'Shikma St. P.O.B 89 Savyon 5691502 Israel.
- (2) Represents 21,423,600 ordinary shares held by Deutsche Post Beteiligungen Holding GmbH which is affiliated with DHL International GmbH. The address for the Deutsche Post Beteiligungen Holding GmbH is Charles-de-Gaulle-Straße 20, 53113 Bonn. Federal Republic of Germany.
- (3) Represents 13,821,600 ordinary shares held by Goor HoldCo Ltd. which is affiliated with AMI GP Co. Limited, being the General Partner of AMI Opportunities Fund which is part of the AMI group (collectively, the "AMI Group") which is advised by Apax Partners. Zehavit Cohen disclaims beneficial ownership of the ordinary shares held by the AMI Group, except to the extent of her pecuniary interest, if any, in such ordinary shares by virtue of her interest in the AMI Group. The address for Goor HoldCo Ltd. is Museum Tower 4 Berkowitz Street Tel Aviv.
- (4) Represents 26,216,400 ordinary shares held by Cross Ship S.à r.l. Cross Ship S.à r.l. is wholly owned by Vitruvian Investment Partnership III ("VIP III"). VIP III is a fund managed by Vitruvian Partners LLP (collectively, the "Vitruvian Group"). Thomas Studd, a partner of Vitruvian Partners LLP, disclaims beneficial ownership of the ordinary shares held by the Vitruvian Group, except to the extent of his pecuniary interest, if any, in such ordinary shares by virtue of his interest in the Vitruvian Group. The address for the Vitruvian Group is 21, rue Philippe II, L-2340 Luxembourg, Grand Duchy of Luxembourg.
- (5) Includes an aggregate of 9,726,139 ordinary shares underlying warrants held by Shopify International Limited following the exercise of warrants on April 19, 2021, June 29, 2021 and August 12, 2021.
- (6) Includes 4,890,000 ordinary shares that Mr. Schlachet holds directly and 1,486,800 ordinary shares underlying options that will be exercisable within 60 days of June 30, 2021.
- (7) Includes 4,889,400 ordinary shares that Mr. Tamari holds directly and 1,486,800 ordinary shares underlying options that will be exercisable within 60 days of June 30, 2021.
- (8) Includes 5,154,600 ordinary shares that Mr. Debbi holds directly and 1,486,800 ordinary shares underlying options that will be exercisable within 60 days of June 30, 2021.
- (9) Includes 616,200 ordinary shares underlying options that will be exercisable within 60 days of June 30, 2021.
- (10) Includes 225,000 ordinary shares underlying options that will be exercisable within 60 days of June 30, 2021.
- (11) Mr. Studd holds no shares directly. Mr. Studd is a partner at the Vitruvian Group, which manages funds that collectively own ordinary shares. See note 4 above. Mr. Studd disclaims beneficial ownership of the ordinary shares held by Cross Ship S.à r.l., except to the extent of his pecuniary interest, if any, in such ordinary shares by virtue of his interest in the Vitruvian Group and his indirect limited partnership interest in the Vitruvian Group.
- (12) Mr. Parra holds no shares directly. Mr. Parra serves as the Chief Executive Officer of DHL Express which is affiliated with Deutsche Post Beteiligungen Holding GmbH.

CERTAIN RELATIONSHIPS AND RELATED PARTY TRANSACTIONS

Our policy is to enter into transactions with related parties on terms that, on the whole, are no more or less favorable than those available from unaffiliated third parties. Based on our experience in the business sectors in which we operate and the terms of our transactions with unaffiliated third parties, we believe that all of the transactions described below met this policy standard at the time they occurred.

Agreements with Directors and Officers

Employment Agreements. We have entered into written employment agreements with each of our executive officers. See “Management—Employment and Consulting Agreements with Executive Officers.”

Options. Since our inception, we have granted to our executive officers and certain of our directors restricted share units and options to purchase our ordinary shares. Such award agreements may contain acceleration provisions upon certain transactions. See “Management—Share Incentive Plans.”

Exculpation, Indemnification and Insurance. Our amended and restated articles of association permit us to exculpate, indemnify and insure certain of our office holders to the fullest extent permitted by the Companies Law. We have entered into agreements with each of our directors and executive officers, exculpating them in advance from a breach of their duty of care to the fullest extent permitted by law and undertaking to indemnify them to the fullest extent permitted by law, subject to certain exceptions, including with respect to liabilities resulting from this offering to the extent that these liabilities are not covered by insurance. See “Management—Exculpation, Insurance and Indemnification of Office Holders.”

Registration Rights. We agreed to allow certain of our directors and officers and their affiliates to participate in this offering, as set forth in “Principal and Selling Shareholders.”

Equity Financing

Series D Preferred Share Financing

On April 17, 2018 and July 16, 2018, we sold an aggregate of 27,758 of Series D-1 preferred shares, each having par value of NIS 0.01 at a price per share of \$720.52 for an aggregate purchase price of \$20,000,000. Goor Holdco Ltd. purchased all of the 27,758 Series D-1 preferred shares. Goor Holdco Ltd. was also granted an option to purchase additional Series D-2 preferred shares, which option was not exercised and has expired.

Series E Preferred Share Primary Financing and Secondary Sale

On April 20, 2020, we sold an aggregate of 23,706 Series E preferred shares, each having a par value of NIS 0.01 at a price per share of \$2,498.65 for an aggregate purchase price of \$59,232,997. The following table summarizes purchases of our Series E preferred shares by related persons:

Shareholder	Series E Preferred Shares	Total Purchase Price (\$)
Cross Ship S.à r.l.	20,011	50,000,485.15
Deutsche Post Beteiligungen Holdings GmbH	3,695	9,232,511.75

In conjunction with the foregoing issuance of Series E preferred shares, certain of our shareholders (including Amir Schlachet, Nir Debbi, Shahar Tamari, Goor Holdco Ltd. and Red Dot Capital Partners, L.P.) sold to Cross Ship S.à r.l. an aggregate of 5,547 ordinary shares and 11,179 preferred shares for an aggregate purchase price of approximately \$35.3 million.

Investors' Rights Agreement

We are party to a third amended and restated investors' rights agreement from March 2021 (the "Investors' Rights Agreement"), which provides, among other things, that certain holders of our ordinary shares, including Goor HoldCo Ltd., Cross Ship S.à r.l., Deutsche Post Beteiligungen Holding GmbH and Red Dot Capital Partners, L.P., each of which holds more than 5% of our outstanding ordinary shares, have the right to demand that we file a registration statement or request that their shares be covered by a registration statement that we are otherwise filing. Miguel Angel Parra and Thomas Joseph Benjamin Studd, members of our board of directors as of the date of this prospectus and certain of their affiliated entities, are affiliated with Deutsche Post Beteiligungen Holding GmbH and Cross Ship S.à r.l., respectively. See "Description of Share Capital and Articles Of Association—Registration Rights."

DHL Service Agreement and Commercial Letter

We are party to a Commercial Letter with DHL International GmbH ("DHL International"), dated March 27, 2017 and amended on December 7, 2020, pursuant to which we use DHL International exclusively for the provision of express shipping services to our merchants, subject to certain exclusions described therein, and DHL International has undertaken certain commitments relating to the prices under which its services are offered to us. The current term of the Commercial Letter ends on March 27, 2022 and shall renew automatically thereafter until terminated by either us or DHL International upon twelve (12) months' notice.

In addition, we are party to a services agreement with DHL International (UK) Limited ("DHL UK"), dated May 21, 2019, under which DHL UK provides us with express shipping services relating to the purchase and sale of our merchants' products. The service agreement continues until terminated by either us or DHL UK in accordance with its terms. The consideration paid by us to DHL UK pursuant to the service agreement is contingent upon the extent of the shipping services provided. We have entered similar arrangements with other DHL affiliated entities in the Netherlands, the United States, France and Spain.

See Note 11 to our audited consolidated financial statements appearing elsewhere in this prospectus and Note 7 to our unaudited consolidated financial statements appearing elsewhere in this prospectus.

Services and Partnership Agreement

We are party to a Services and Partnership Agreement with Shopify Inc. and its affiliate ("Shopify"), dated April 12, 2021 (the "Services and Partnership Agreement"), pursuant to which we will be an exclusive third-party provider of an end-to-end cross-border solution that includes localization, merchant of record, duty and tax calculation and remittance, and shipping services for merchants in a single solution with permissions to access and integrate into the Shopify platform checkout. Shopify however will be entitled to offer its own native, whitelabel, or branded partnership merchant of record solution to any merchants without limitation. We will pay Shopify a fee equal to a percentage of the GMV for all transactions processed through our platform for applicable Shopify merchants. Although payment of such fee may initially negatively impact margins, we believe that our expanded partnership will afford us an enhanced market position, enabling us to increase GMV, and positions us to realize efficiencies in winning and onboarding Shopify merchants as a result of our permissions to access and exclusively integrate into the Shopify platform checkout.

The agreement has an initial three-year term ending in April 2024, which automatically renews for additional and successive one-year terms unless either party provides the other party with written notice of election to terminate the agreement at least 180 days prior to the end of any such term. Either party may immediately terminate the agreement without cause by providing at least 180 days' prior

written notice to the other party. In addition, upon the occurrence of certain events, either party may terminate the agreement immediately upon notice to the other party.

See Note 15 to our audited consolidated financial statements appearing elsewhere in this prospectus.

Warrant Agreement

On April 12, 2021, we entered into a warrant agreement (the “Original Shopify Warrant”) with Shopify pursuant to which we issued warrants to purchase up to an aggregate of 19,604,239 of our ordinary shares at a price of \$0.01 per share expiring upon the earlier of April 12, 2031 and immediately prior to consummation of a merger or acquisition. The Original Shopify Warrant was issued in connection with the Services and Partnership Agreement with Shopify, and 7,750,513 of the shares issuable under the Original Shopify Warrant were vested and became exercisable upon the entry into the Services and Partnership Agreement on April 12, 2021. The remaining 11,853,726 ordinary shares issuable under the Original Shopify Warrant vest monthly, in equal amounts over a 24-month period, commencing on the second monthly anniversary of the effective date of the Services and Partnership Agreement, and are subject to accelerated vesting (i) upon termination of the Services and Partnership Agreement by us for convenience and (ii) immediately prior to a merger and acquisition. On April 19, 2021, Shopify partially exercised the Shopify Warrant for 7,750,513 ordinary shares, at an exercise price of \$0.01 per share. On April 21, 2021, we issued Shopify a replacement warrant (the “Shopify First Replacement Warrant”) to purchase up to an aggregate of 11,853,726 ordinary shares at a price of \$0.01 per share on substantially similar terms as the Original Shopify Warrant. On June 29, 2021, Shopify partially exercised the Shopify First Replacement Warrant for 987,810 ordinary shares, at an exercise price of \$0.01 per share. On July 14, 2021, we issued Shopify a replacement warrant (the “Shopify Second Replacement Warrant”) to purchase up to an aggregate of 10,865,916 ordinary shares at a price of \$0.01 per share on substantially similar terms as the Shopify First Replacement Warrant. On August 12, 2021, Shopify partially exercised the Shopify Second Replacement Warrant for 987,816 ordinary shares, at an exercise price of \$0.01 per share. The Shopify Second Replacement Warrant contains customary provisions for the adjustment of the exercise price and the number of ordinary shares issuable upon exercise in the event of certain share dividends, share splits, reorganizations, recapitalizations, consolidations, mergers, or similar events affecting our ordinary shares and diluting issuances.

The ordinary shares issuable to Shopify upon exercise of the foregoing are entitled to certain registration rights under the Investors’ Rights Agreement as described in greater detail below in the section titled “Description of Share Capital and Articles Of Association—Registration Rights.”

Policies and Procedures for Related Party Transactions

Our board of directors has adopted a written related party transaction policy setting forth the policies and procedures for the review and approval or ratification of related person transactions. This policy covers any transaction, arrangement or relationship, or any series of similar transactions, arrangements or relationships, in which we were or are to be a participant, where the related person had or will have a direct or indirect material interest, including, without limitation, purchases of goods or services by or from the related person or entities in which the related person has a material interest, indebtedness, guarantees of indebtedness and employment by us of a related person.

DESCRIPTION OF SHARE CAPITAL AND ARTICLES OF ASSOCIATION

The following is a description of the material terms of our amended and restated articles of association. The following description may not contain all of the information that is important to you, and we therefore refer you to our amended and restated articles of association, a copy of which is filed with the SEC as an exhibit to the registration statement of which this prospectus is a part.

Share Capital

Our authorized share capital upon the closing of this offering will consist of 300,000,000 ordinary shares, no par value, of which 145,641,073 shares were issued and outstanding as of June 30, 2021.

Our board of directors may determine the issue prices and terms for such shares or other securities, and may further determine any other provision relating to such issue of shares or securities. We may also issue and redeem redeemable securities on such terms and in such manner as our board of directors shall determine.

All of our outstanding ordinary shares are validly issued, fully paid and non-assessable. Our ordinary shares are not redeemable and do not have any preemptive rights.

Registration Number and Purposes of the Company

We are registered with the Israeli Registrar of Companies. Our registration number is 51-488953-4. Our affairs are governed by our amended and restated articles of association, applicable Israeli law and Companies Law. Our purpose as set forth in our amended and restated articles of association is to engage in any lawful act or activity.

Voting Rights

All ordinary shares will have identical voting and other rights in all respects.

Transfer of Shares

Our fully paid ordinary shares are issued in registered form and may be freely transferred under our amended and restated articles of association, unless the transfer is restricted or prohibited by another instrument, applicable law or the rules of The Nasdaq Global Select Market. The ownership or voting of our ordinary shares by non-residents of Israel is not restricted in any way by our amended and restated articles of association or the laws of the State of Israel, except for ownership by nationals of some countries that are, have been, or will be, in a state of war with Israel.

Election of Directors

Under our amended and restated articles of association, our board of directors must consist of not less than three but no more than eleven directors. Pursuant to our amended and restated articles of association, each of our directors will be appointed by a simple majority vote of holders of our ordinary shares, participating and voting at an annual general meeting of our shareholders, provided that (i) in the event of a contested election, the method of calculation of the votes and the manner in which the resolutions will be presented to our shareholders at the general meeting shall be determined by our board of directors in its discretion, and (ii) in the event that our board of directors does not or is unable to make a determination on such matter, then the directors will be elected by a plurality of the voting power represented at the general meeting in person or by proxy and voting on the election of directors. In addition, our directors are divided into three classes, one class being elected each year at

[Table of Contents](#)

the annual general meeting of our shareholders, and serve on our board of directors until the third annual general meeting following such election or re-election or until they are removed by a vote of at least 70% of the total voting power of our shareholders at a general meeting of our shareholders or upon the occurrence of certain events in accordance with the Companies Law and our amended and restated articles of association. In addition, our amended and restated articles of association provide that vacancies on our board of directors may be filled by a vote of a simple majority of the directors then in office. A director so appointed will hold office until the next annual general meeting of our shareholders for the election of the class of directors in respect of which the vacancy was created, or in the case of a vacancy due to the number of directors being less than the maximum number of directors stated in our amended and restated articles of association, until the next annual general meeting of our shareholders for the election of the class of directors to which such director was assigned by our board of directors.

Dividend and Liquidation Rights

We may declare a dividend to be paid to the holders of our ordinary shares in proportion to their respective shareholdings. Under the Companies Law, dividend distributions are determined by the board of directors and do not require the approval of the shareholders of a company unless the company's articles of association provide otherwise. Our amended and restated articles of association do not require shareholder approval of a dividend distribution and provide that dividend distributions may be determined by our board of directors.

Pursuant to the Companies Law, the distribution amount is limited to the greater of retained earnings or earnings generated over the previous two years, according to our then last reviewed or audited financial statements (less the amount of previously distributed dividends, if not reduced from the earnings), provided that the end of the period to which the financial statements relate is not more than six months prior to the date of the distribution. If we do not meet such criteria, then we may distribute dividends only with court approval. In each case, we are only permitted to distribute a dividend if our board of directors and, if applicable, the court determines that there is no reasonable concern that payment of the dividend will prevent us from satisfying our existing and foreseeable obligations as they become due.

In the event of our liquidation, after satisfaction of liabilities to creditors, our assets will be distributed to the holders of our ordinary shares in proportion to their shareholdings. This right, as well as the right to receive dividends, may be affected by the grant of preferential dividend or distribution rights to the holders of a class of shares with preferential rights that may be authorized in the future.

Exchange Controls

There are currently no Israeli currency control restrictions on remittances of dividends on our ordinary shares, proceeds from the sale of the ordinary shares or interest or other payments to non-residents of Israel, except for shareholders who are subjects of countries that are, have been, or will be, in a state of war with Israel.

Registration Rights

Our amended and restated investors' rights agreement entitles certain of our shareholders to certain registration rights, as set forth below. In accordance with this agreement, and subject to conditions listed below, the following entities which as of the date of this prospectus beneficially own more than 5% of our ordinary shares are entitled to registration rights: entities affiliated with each of Red Dot Capital Partners, DHL, Goor HoldCo. Ltd., Cross Ship S.à r.l and Shopify Inc.

Form F-1 Demand Rights. At any time after the six (6) month anniversary of the date of the prospectus relating to our initial public offering, the holders of at least 30% of the registrable securities then outstanding may request that we register all or a portion of their shares. Such request for registration must cover securities the aggregate offering price of which, after payment of the underwriting discount and commissions, would exceed \$5,000,000. We will not be required to effect more than two registrations on Form F-1 that have been declared effective. The company has the right to defer such registration under certain circumstances.

Form F-3 Demand Rights. At any time after the six (6) month anniversary of the date of the prospectus relating to our initial public offering, the holders of at least 30% of the registrable securities then outstanding can make a request that we register their shares on Form F-3 if we are qualified to file a registration statement on Form F-3 and if the offering price, after payment of the underwriting discount and commissions, would equal or exceed \$5,000,000. The company has the right to defer such registration under certain circumstances.

Piggyback Registration Rights. In the event that we propose to register any of our securities under the Securities Act, either for our own account or for the account of other security holders, then certain holders of our ordinary shares will be entitled, subject to any lock-up restrictions imposed by the underwriters in connection with our initial public offering (whether such restrictions terminate by their terms or are waived by the underwriters), to certain piggyback registration rights with respect to such offering, allowing such holders to include their shares in such registration, subject to certain marketing and other limitations. As a result, whenever we propose to file a registration statement under the Securities Act, other than with respect to (i) a registration relating solely to the sale of securities to participants in a company stock plan, (ii) a registration relating to a corporate reorganization or other transaction listed in Rule 145 under the Securities Act and (iii) a registration on any form that does not include substantially the same information as would be required to be included in a registration statement covering the sale of the registrable securities, the holders of these shares are entitled to notice of the registration and have the right, subject to certain limitations, to include their shares in the registration.

Shareholder Meetings

Under Israeli law, we are required to hold an annual general meeting of our shareholders once every calendar year and no later than 15 months after the date of the previous annual general meeting. All meetings other than the annual general meeting of shareholders are referred to in our amended and restated articles of association as special general meetings. Our board of directors may call special general meetings of our shareholders whenever it sees fit, at such time and place, within or outside of Israel, as it may determine. In addition, the Companies Law provides that our board of directors is required to convene a special general meeting of our shareholders upon the written request of (i) any two or more of our directors, (ii) one-quarter or more of the serving members of our board of directors or (iii) one or more shareholders holding, in the aggregate, either (a) 5% or more of our outstanding issued shares and 1% or more of our outstanding voting power or (b) 5% or more of our outstanding voting power.

Under Israeli law, one or more shareholders holding at least 1% of the voting rights at the general meeting of shareholders may request that the board of directors include a matter in the agenda of a general meeting of shareholders to be convened in the future, provided that it is appropriate to discuss such a matter at the general meeting. Our amended and restated articles of association contain procedural guidelines and disclosure items with respect to the submission of shareholder proposals for general meetings.

[Table of Contents](#)

Subject to the provisions of the Companies Law and the regulations promulgated thereunder, shareholders entitled to participate and vote at general meetings of shareholders are the shareholders of record on a date to be decided by the board of directors, which, as a company listed on an exchange outside Israel, may be between four and 40 days prior to the date of the meeting. Furthermore, the Companies Law requires that resolutions regarding the following matters must be passed at a general meeting of shareholders:

- amendments to our amended and restated articles of association;
- appointment, terms of service or and termination of service of our auditors;
- appointment of directors, including external directors (if applicable);
- approval of certain related party transactions;
- increases or reductions of our authorized share capital;
- a merger; and
- the exercise of our board of directors' powers by a general meeting, if our board of directors is unable to exercise its powers and the exercise of any of its powers is required for our proper management.

The Companies Law requires that a notice of any annual general meeting or special general meeting be provided to shareholders at least 21 days prior to the meeting and, if the agenda of the meeting includes (among other things) the appointment or removal of directors, the approval of transactions with office holders or interested or related parties, or an approval of a merger, notice must be provided at least 35 days prior to the meeting. Under the Companies Law and our amended and restated articles of association, shareholders are not permitted to take action by way of written consent in lieu of a meeting.

Quorum

Pursuant to our amended and restated articles of association, holders of our ordinary shares have one vote for each ordinary share held on all matters submitted to a vote before the shareholders at a general meeting of shareholders. The quorum required for our general meetings of shareholders consists of at least two shareholders present in person or by proxy who hold or represent at least 33¹/₃% of the total voting power of our shares, except that if (i) any such general meeting was initiated by and convened pursuant to a resolution adopted by the board of directors and (ii) at the time of such general meeting we qualify as a "foreign private issuer," in which case the requisite quorum will consist of two or more shareholders present in person or by proxy who hold or represent at least 25% of the total voting power of our shares. The requisite quorum shall be present within half an hour of the time fixed for the commencement of the general meeting. A general meeting adjourned for lack of a quorum shall be adjourned either to the same day in the next week, at the same time and place, to such day and at such time and place as indicated in the notice to such meeting, or to such day and at such time and place as the chairperson of the meeting shall determine. At the reconvened meeting, any number of shareholders present in person or by proxy shall constitute a quorum, unless a meeting was called pursuant to a request by our shareholders, in which case the quorum required is one or more shareholders, present in person or by proxy and holding the number of shares required to call the meeting as described above.

Vote Requirements

Our amended and restated articles of association provide that all resolutions of our shareholders require a simple majority vote, unless otherwise required by the Companies Law or by our amended and restated articles of association. Under the Companies Law, certain actions require the approval of

a special majority, including: (i) an extraordinary transaction with a controlling shareholder or in which the controlling shareholder has a personal interest, (ii) the terms of employment or other engagement of a controlling shareholder of the company or a controlling shareholder's relative (even if such terms are not extraordinary) and (iii) certain compensation-related matters described above under "Management—Compensation Committee—Compensation Policy under the Companies Law." Under our amended and restated articles of association, the alteration of the rights, privileges, preferences or obligations of any class of our shares (to the extent there are classes other than ordinary shares) requires the approval of a simple majority of the class so affected (or such other percentage of the relevant class that may be set forth in the governing documents relevant to such class), in addition to a majority of all classes of shares voting together as a single class at a shareholder meeting.

Under our amended and restated articles of association, the approval of the holders of at least 70% of the total voting power of our shareholders is generally required to remove any of our directors from office, to amend the provision requiring the approval of at least 70% of the total voting power of our shareholders to remove any of our directors from office, or certain other provisions regarding our staggered board, shareholder proposals, the size of our board and plurality voting in contested elections. Another exception to the simple majority vote requirement is a resolution for the voluntary winding up, or an approval of a scheme of arrangement or reorganization, of the company pursuant to Section 350 of the Companies Law, which requires the approval of holders holding at least 75% of the voting rights represented at the meeting and voting on the resolution.

Access to Corporate Records

Under the Companies Law, all shareholders generally have the right to review minutes of our general meetings, our shareholder register (including with respect to material shareholders), our amended and restated articles of association, our financial statements, other documents as provided in the Companies Law, and any document we are required by law to file publicly with the Israeli Registrar of Companies or the Israeli Securities Authority. Any shareholder who specifies the purpose of its request may request to review any document in our possession that relates to any action or transaction with a related party which requires shareholder approval under the Companies Law. We may deny a request to review a document if we determine that the request was not made in good faith, that the document contains a trade secret or a patent or that the document's disclosure may otherwise impair our interests.

Acquisitions under Israeli Law

Full Tender Offer

A person wishing to acquire shares of a public Israeli company who would, as a result, hold over 90% of the target company's voting rights or the target company's issued and outstanding share capital (or of a class thereof), is required by the Companies Law to make a tender offer to all of the company's shareholders for the purchase of all of the issued and outstanding shares of the company (or the applicable class). If (a) the shareholders who do not accept the offer hold less than 5% of the issued and outstanding share capital of the company (or the applicable class) and the shareholders who accept the offer constitute a majority of the offerees that do not have a personal interest in the acceptance of the tender offer or (b) the shareholders who did not accept the tender offer hold less than 2% of the issued and outstanding share capital of the company (or of the applicable class), all of the shares that the acquirer offered to purchase will be transferred to the acquirer by operation of law. A shareholder who had its shares so transferred may petition an Israeli court within six months from the date of acceptance of the full tender offer, regardless of whether such shareholder agreed to the offer, to determine whether the tender offer was for less than fair value and whether the fair value should be paid as determined by the court. However, an offeror may provide in the offer that a shareholder who accepted the offer will not be entitled to petition the court for appraisal rights as described in the preceding sentence, as long as the offeror and the company disclosed the information required by law in connection with the full tender offer. If the full tender offer was not accepted in

accordance with any of the above alternatives, the acquirer may not acquire shares of the company that will increase its holdings to more than 90% of the company's voting rights or the company's issued and outstanding share capital (or of the applicable class) from shareholders who accepted the tender offer. Shares purchased in contradiction to the full tender offer rules under the Companies Law will have no rights and will become dormant shares.

Special Tender Offer

The Companies Law provides that an acquisition of shares of an Israeli public company must be made by means of a special tender offer if as a result of the acquisition the purchaser would become a holder of 25% or more of the voting rights in the company. This requirement does not apply if there is already another holder of 25% or more of the voting rights in the company. Similarly, the Companies Law provides that an acquisition of shares of an Israeli public company must be made by means of a special tender offer if as a result of the acquisition the purchaser would become a holder of more than 45% of the voting rights in the company, if there is no other shareholder of the company who holds more than 45% of the voting rights in the company. These requirements do not apply if (i) the acquisition occurs in the context of a private placement by the company that received shareholder approval as a private placement whose purpose is to give the purchaser 25% or more of the voting rights in the company, if there is no person who holds 25% or more of the voting rights in the company or as a private placement whose purpose is to give the purchaser 45% of the voting rights in the company, if there is no person who holds 45% of the voting rights in the company, (ii) the acquisition was from a shareholder holding 25% or more of the voting rights in the company and resulted in the purchaser becoming a holder of 25% or more of the voting rights in the company, or (iii) the acquisition was from a shareholder holding more than 45% of the voting rights in the company and resulted in the purchaser becoming a holder of more than 45% of the voting rights in the company. A special tender offer must be extended to all shareholders of a company. A special tender offer may be consummated only if (i) at least 5% of the voting power attached to the company's outstanding shares will be acquired by the offeror and (ii) the number of shares tendered in the offer exceeds the number of shares whose holders objected to the offer (excluding the purchaser, its controlling shareholders, holders of 25% or more of the voting rights in the company and any person having a personal interest in the acceptance of the tender offer, or anyone on their behalf, including any such person's relatives and entities under their control).

In the event that a special tender offer is made, a company's board of directors is required to express its opinion on the advisability of the offer, or shall abstain from expressing any opinion if it is unable to do so, provided that it gives the reasons for its abstention. The board of directors shall also disclose any personal interest that any of the directors has with respect to the special tender offer or in connection therewith. An office holder in a target company who, in his or her capacity as an office holder, performs an action the purpose of which is to cause the failure of an existing or foreseeable special tender offer or is to impair the chances of its acceptance, is liable to the potential purchaser and shareholders for damages, unless such office holder acted in good faith and had reasonable grounds to believe he or she was acting for the benefit of the company. However, office holders of the target company may negotiate with the potential purchaser in order to improve the terms of the special tender offer, and may further negotiate with third parties in order to obtain a competing offer.

If a special tender offer is accepted, then shareholders who did not respond to or that had objected the offer may accept the offer within four days of the last day set for the acceptance of the offer and they will be considered to have accepted the offer from the first day it was made.

In the event that a special tender offer is accepted, then the purchaser or any person or entity controlling it or under common control with the purchaser or such controlling person or entity at the time of the offer may not make a subsequent tender offer for the purchase of shares of the target company and may not enter into a merger with the target company for a period of one year from the

[Table of Contents](#)

date of the offer, unless the purchaser or such person or entity undertook to effect such an offer or merger in the initial special tender offer. Shares purchased in contradiction to the special tender offer rules under the Companies Law will have no rights and will become dormant shares.

Merger

The Companies Law permits merger transactions if approved by each party's board of directors and, unless certain conditions described under the Companies Law are met, a simple majority of the outstanding shares of each party to the merger that are represented and voting on the merger. The board of directors of a merging company is required pursuant to the Companies Law to discuss and determine whether in its opinion there exists a reasonable concern that as a result of a proposed merger, the surviving company will not be able to satisfy its obligations towards its creditors, such determination taking into account the financial status of the merging companies. If the board of directors determines that such a concern exists, it may not approve a proposed merger. Following the approval of the board of directors of each of the merging companies, the boards of directors must jointly prepare a merger proposal for submission to the Israeli Registrar of Companies.

For purposes of the shareholder vote of a merging company whose shares are held by the other merging company, or by a person or entity holding 25% or more of the voting rights at the general meeting of shareholders of the other merging company, or by a person or entity holding the right to appoint 25% or more of the directors of the other merging company, unless a court rules otherwise, the merger will not be deemed approved if a majority of the shares voted on the matter at the general meeting of shareholders (excluding abstentions) that are held by shareholders other than the other party to the merger, or by any person or entity who holds 25% or more of the voting rights of the other party or the right to appoint 25% or more of the directors of the other party, or any one on their behalf including their relatives or corporations controlled by any of them, vote against the merger. In addition, if the non-surviving entity of the merger has more than one class of shares, the merger must be approved by each class of shareholders. If the transaction would have been approved but for the separate approval of each class or the exclusion of the votes of certain shareholders as provided above, a court may still approve the merger upon the request of holders of at least 25% of the voting rights of a company, if the court holds that the merger is fair and reasonable, taking into account the valuation of the merging companies and the consideration offered to the shareholders. If a merger is with a company's controlling shareholder or if the controlling shareholder has a personal interest in the merger, then the merger is instead subject to the same special majority approval that governs all extraordinary transactions with controlling shareholders.

Under the Companies Law, each merging company must deliver to its secured creditors the merger proposal and inform its unsecured creditors of the merger proposal and its content. Upon the request of a creditor of either party to the proposed merger, the court may delay or prevent the merger if it concludes that there exists a reasonable concern that, as a result of the merger, the surviving company will be unable to satisfy the obligations of the merging company, and may further give instructions to secure the rights of creditors.

In addition, a merger may not be completed unless at least 50 days have passed from the date that a proposal for approval of the merger is filed with the Israeli Registrar of Companies and 30 days from the date that shareholder approval of both merging companies is obtained.

Anti-Takeover Measures

The Companies Law allows us to create and issue shares having rights different from those attached to our ordinary shares, including shares providing certain preferred rights with respect to voting, distributions or other matters and shares having preemptive rights. No preferred shares are authorized under our amended and restated articles of association. In the future, if we do authorize,

[Table of Contents](#)

create and issue a specific class of preferred shares, such class of shares, depending on the specific rights that may be attached to it, may have the ability to frustrate or prevent a takeover or otherwise prevent our shareholders from realizing a potential premium over the market value of their ordinary shares. The authorization and designation of a class of preferred shares will require an amendment to our amended and restated articles of association, which requires the prior approval of the holders of a majority of the voting power attached to our issued and outstanding shares at a general meeting of our shareholders. The convening of the meeting, the shareholders entitled to participate and the vote required to be obtained at such a meeting will be subject to the requirements set forth in the Companies Law and our amended and restated articles of association, as described above in “—Shareholder Meetings.” In addition, as disclosed under “—Election of Directors,” we have a classified board structure, which effectively limits the ability of any investor or potential investor or group of investors or potential investors to gain control of our board of directors.

Borrowing Powers

Pursuant to the Companies Law and our amended and restated articles of association, our board of directors may exercise all powers and take all actions that are not required under law or under our amended and restated articles of association to be exercised or taken by our shareholders, including the power to borrow money for company purposes.

Changes in Capital

Our amended and restated articles of association enable us to increase or reduce our share capital. Any such changes are subject to Israeli law and must be approved by a resolution duly passed by our shareholders at a general meeting of shareholders. In addition, transactions that have the effect of reducing capital, such as the declaration and payment of dividends in the absence of sufficient retained earnings or profits, require the approval of both our board of directors and an Israeli court.

Exclusive Forum

Our amended and restated articles of association provide that unless we consent in writing to the selection of an alternative forum, the federal district courts of the United States of America shall be the exclusive forum for the resolution of any complaint asserting a cause of action arising under the Securities Act. Our amended and restated articles of association also provide that unless we consent in writing to the selection of an alternative forum, the competent courts in Tel Aviv, Israel shall be the exclusive forum for any derivative action or proceeding brought on behalf of the Company, any action asserting a breach of a fiduciary duty owed by any of our directors, officers or other employees to the Company or our shareholders or any action asserting a claim arising pursuant to any provision of the Companies Law or the Israeli Securities Law.

Transfer Agent and Registrar

The transfer agent and registrar for our ordinary shares is American Stock Transfer & Trust Company.

Listing

Our ordinary shares are listed on The Nasdaq Global Select Market under the symbol “GLBE.”

SHARES ELIGIBLE FOR FUTURE SALE

Future sales of substantial amounts of our ordinary shares in the public market could adversely affect market prices prevailing from time to time. Furthermore, because only a limited number of ordinary shares will be available for sale shortly after this offering due to existing contractual and legal restrictions on resale as described below, there may be sales of substantial amounts of our ordinary shares in the public market after such restrictions lapse. This may adversely affect the prevailing market price of our ordinary shares and our ability to raise equity capital in the future.

As of June 30, 2021, we had 145,641,073 ordinary shares outstanding. Our ordinary shares will be available for sale in the public market after the expiration or waiver of the lock-up agreements described below, subject to limitations imposed by U.S. securities laws on resale by our “affiliates” as that term is defined in Rule 144 under the Securities Act.

All of the ordinary shares sold in this offering will be freely tradable without restriction or further registration under the Securities Act, unless purchased by “affiliates” as that term is defined under Rule 144. In addition, following the expiration or waiver of the lock-up agreements described below, all of our ordinary shares, including ordinary shares issuable pursuant to awards granted under certain of our share option plans will be freely tradable without restriction or further registration under the Securities Act unless held by “affiliates” as that term is defined under Rule 144.

Lock-Up Agreements

In connection with our initial public offering, we, our executive officers and directors and the holders of substantially all of our ordinary shares outstanding immediately prior to our initial public offering agreed that, until the 180th day after our initial public offering, we and they would not offer, sell, agree to sell, directly or indirectly, or otherwise dispose of any ordinary shares or any securities convertible into or exchangeable for ordinary shares (other than the ordinary shares offered in our initial public offering) without the prior written consent of Goldman Sachs & Co. LLC and Morgan Stanley & Co. LLC, subject to specified exceptions, including the following:

- a) transactions relating to ordinary shares acquired in our initial public offering, if the lock-up party is not a director or officer;
- b) transactions relating to ordinary shares acquired in open market transactions after the completion of our initial public offering;
- c) transfers (i) as a bona fide gift or charitable contribution, (ii) by death, (iii) by will, other testamentary document or intestacy, (iv) to any immediate family member of the lock-up party or to any trust or other legal entity for the benefit of the lock-up party or immediate family of the lock-up party, or if the lock-up party is a trust, to a trustor or beneficiary of the trust or to the estate of a beneficiary of such trust or (v) to a partnership, limited liability company or other entity of which the lock-up party and immediate family members of the lock-up party are the legal and beneficial owner of all the outstanding equity securities or similar interests;
- d) if the lock-up party is a corporation, partnership, limited liability company, trust or other business entity, transfers to another corporation, partnership, limited liability company, trust or other business entity that is an affiliate (as defined in Rule 405 promulgated under the Securities Act) of the lock-up party, or to any investment fund or other entity, controlling, controlled by, managing or managed by or under common control with the lock-up party or affiliates of the lock-up party (including, for the avoidance of doubt, where the lock-up party is a partnership, to its general partner or a successor partnership or fund, or any other funds managed by such partnership), or as part of a distribution, transfer or disposition by the

Table of Contents

- lockup party to its stockholders, current or former partners (general or limited), members, beneficiaries or other equity holders, or to the estates of any such stockholders, partners, members, beneficiaries or other equity holders;
- e) transfers by operation of law, such as pursuant to the rules of descent and distribution or pursuant to a qualified domestic order, divorce settlement, divorce decree or separation agreement or other final court order;
 - f) transfers to us in connection with the repurchase by us of ordinary shares that were granted under an equity incentive plan, share purchase plan or other equity award described in the prospectus from our initial public offering;
 - g) transfers or other dispositions of ordinary shares to us upon the exercise or settlement of share options, warrants, or other rights to purchase ordinary shares of the Company or any security convertible into or exercisable for ordinary shares of the Company, in each case outstanding as of the date of the prospectus from our initial public offering or that were granted pursuant one of the Share Incentive Plans, on a “cashless” or “net exercise” basis;
 - h) transfers or other dispositions of ordinary shares to us, or the withholding of ordinary shares by us, in connection with the exercise of share options or a vesting event or subsequent settlement (as applicable) of restricted share awards, restricted share units, shares issued pursuant to early exercised share options, or other of our securities, in each case which are outstanding as of the date of the prospectus from our initial public offering or were granted pursuant to one of the Share Incentive Plans, to cover tax withholding obligations or the payment of taxes, including estimated taxes, due in connection with such award;
 - i) transfers in connection with the conversion or reclassification of outstanding preferred shares or other classes of our share capital, in each case outstanding on the date of the prospectus from our initial public offering and described therein, into ordinary shares of the Company in connection with the closing of our initial public offering;
 - j) transfers pursuant to a bona fide third-party tender offer, merger, consolidation or other similar transaction or series of related transactions made to all holders of our share capital involving a change of control;
 - k) the establishment of a trading plan pursuant to Rule 10b5-1 under the Exchange Act for the transfer of ordinary shares, provided that such plan does not provide for the transfer of ordinary shares during the applicable restricted period and no filing under the Exchange Act or other public announcement would be required or be voluntarily made during the applicable restricted period; and
 - l) during the period from the first trading day following the issuance of our earnings for the quarter ended June 30, 2021 and continuing through and including September 15, 2021 (the “Post-IPO Trading Window”), (x) the transfer of 35% of the ordinary shares subject to lock-up agreements entered into by our employees (other than our directors or officers) or non-employee shareholders and (y) the transfer of 20% of the ordinary shares subject to lock-up agreements entered into by our directors and officers.

In accordance with clause (l), an aggregate of 38,529,802 ordinary shares subject to lock-up agreements (the “IPO Lock Up Agreements”) entered into by our employees (other than our directors or officers) and non-employee shareholders and an aggregate of 4,273,931 ordinary shares subject to the IPO Lock-Up Agreements entered into by our directors and officers are not subject to the restrictions set forth in such IPO Lock-Up Agreements (collectively, the “Released Shares”) for the period from August 17, 2021 through September 15, 2021 (the “Current Trading Window”). An aggregate of 12,000,000 of such Released Shares are being offered for sale by the selling shareholders named in this prospectus each of which has entered into new lock-up agreements in connection with this offering (the “New Lock-Up Agreements”), and thus will be

[Table of Contents](#)

restricted from trading any of their ordinary shares, including their respective Released Shares not being offered hereby, for a period of 45 days after the date of this prospectus. Following the expiration of the New Lock-Up Agreements, the ordinary shares held by the selling shareholders named herein will remain subject to the restrictions set forth in the IPO Lock-Up Agreements until the 180th day after our initial public offering, with the exception of their Released Shares not offered hereby, the restrictions on which Goldman Sachs & Co. LLC and Morgan Stanley & Co. LLC have agreed to waive.

An aggregate of 7,330,943 Released Shares held by shareholders that are not participating in this offering will remain free from the restrictions on transfer for the remainder of the Current Trading Window (after which time such ordinary shares will be subject to the restrictions set forth in their respective lock-up agreements for the period through and including the 180th day after our initial public offering).

Rule 144

In general, under Rule 144 under the Securities Act, a person (or persons whose shares are aggregated) who is not deemed to have been an affiliate of ours at any time during the three months preceding a sale, and who has beneficially owned restricted securities within the meaning of Rule 144 for at least six months (including any period of consecutive ownership of preceding non-affiliated holders) would be entitled to sell those shares, subject only to the availability of current public information about us. A non-affiliated person who has beneficially owned restricted securities within the meaning of Rule 144 for at least one year would be entitled to sell those shares without regard to the provisions of Rule 144. A person (or persons whose shares are aggregated) who is deemed to be an affiliate of ours and who has beneficially owned restricted securities within the meaning of Rule 144 for at least six months would be entitled to sell within any three-month period a number of shares that does not exceed the greater of one percent of our ordinary shares then outstanding or the average weekly trading volume of our ordinary shares on Nasdaq during the four calendar weeks preceding such sale. Such sales are also subject to certain manner of sale provisions, notice requirements and the availability of current public information about us.

Options

We have filed a registration statement on Form S-8 under the Securities Act to register ordinary shares reserved for issuance under our share option plans. The registration statement became effective automatically upon filing, and the ordinary shares covered by such registration statement are eligible for sale in the public markets, subject to vesting restrictions, the lock-up agreements described above and Rule 144 limitations applicable to affiliates.

TAXATION

The following description is not intended to constitute a complete analysis of all tax consequences relating to the acquisition, ownership and disposition of our ordinary shares. You should consult your own tax advisor concerning the tax consequences of your particular situation, as well as any tax consequences that may arise under the laws of any state, local, foreign or other taxing jurisdiction.

Israeli Tax Considerations

The following is a brief summary of the material Israeli tax laws applicable to us. This section also contains a discussion of material Israeli tax consequences concerning the ownership and disposition of our ordinary shares purchased by investors in this offering. This summary does not discuss all the aspects of Israeli tax law that may be relevant to a particular investor in light of his or her personal investment circumstances or to some types of investors subject to special treatment under Israeli law. Examples of such investors include residents of Israel or traders in securities who are subject to special tax regimes not covered in this discussion. To the extent that the discussion is based on new tax legislation that has not yet been subject to judicial or administrative interpretation, we cannot assure you that the appropriate tax authorities or the courts will accept the views expressed in this discussion. The discussion below is subject to change, including due to amendments under Israeli law or changes to the applicable judicial or administrative interpretations of Israeli law, which change could affect the tax consequences described below. The discussion should not be construed as legal or professional tax advice and does not cover all possible tax considerations.

General Corporate Tax Structure in Israel

Israeli companies are generally subject to corporate tax. The current corporate tax rate is 23%. Capital gains derived by an Israeli company are generally subject to the prevailing corporate tax rate.

Tax Benefits and Grants for Research and Development

Israeli tax law allows, under certain conditions, a tax deduction for expenditures, including capital expenditures, related to scientific research and development for the year in which they are incurred. Expenditures are deemed related to scientific research and development projects, if:

- the expenditures are approved by the relevant Israeli government ministry, determined by the field of research;
- the research and development must be for the promotion of the company; and
- the research and development are carried out by or on behalf of the company seeking such tax deduction.

The amount of such deductible expenses is reduced by the sum of any funds received through government grants for the finance of such scientific research and development projects. Under these research and development deduction rules, no deduction is allowed for any expense invested in an asset depreciable under the general depreciation rules of the Israeli Income Tax Ordinance (New Version), 5721-1961. Expenditures that do not qualify for this special deduction are deductible in equal amounts over three years.

From time to time we may apply to the National Authority for Technological Innovation (the "IIA") for approval to allow a tax deduction for all research and development expenses during the year incurred. There can be no assurance that such request will be granted.

Taxation of Non-Israeli Resident Shareholders

Capital Gains Taxes

Israeli capital gains tax is imposed on the disposition of capital assets by a non-Israeli resident if those assets (i) are located in Israel, (ii) are shares or a right to shares in an Israeli resident corporation or (iii) represent, directly or indirectly, rights to assets located in Israel, unless a tax treaty between Israel and the seller's country of residence provides otherwise. The Israeli tax law distinguishes between "Real Capital Gain" and "Inflationary Surplus." Inflationary Surplus is a portion of the total capital gain which is equivalent to the increase in the relevant asset's price that is attributable to the increase in the Israeli Consumer Price Index or, in certain circumstances, a foreign currency exchange rate, between the date of purchase and the date of disposition. Inflationary Surplus is currently not subject to tax in Israel. Real Capital Gain is the excess of the total capital gain over the Inflationary Surplus.

Generally, Real Capital Gain accrued by individuals on the sale of our ordinary shares will be taxed at the rate of 25%. However, if the individual shareholder claims deduction of interest and linkage differences expenses in connection with the purchase and holding of such shares or is a "substantial shareholder" at the time of sale or at any time during the preceding 12-month period, such gain will be taxed at the rate of 30%. A "substantial shareholder" is generally a person who alone or together with such person's relative or another person who collaborates with such person on a permanent basis, holds, directly or indirectly, at least 10% of any of the "Means of Control" of the corporation. "Means of Control" generally include the right to vote, receive profits, nominate a director or an executive officer, receive assets upon liquidation, or order someone who holds any of the aforesaid rights how to act, regardless of the source of such right. Real Capital Gain derived by corporations will be generally subject to a corporate tax rate of 23% (in 2021).

A non-Israeli resident who derives capital gains from the sale of shares of an Israeli resident company that were purchased after the company was listed for trading on a stock exchange outside of Israel will be exempt from Israeli capital gains tax so long as the shares were not held through a permanent establishment that the non-Israeli resident maintains in Israel. However, non-Israeli corporations will not be entitled to the foregoing exemption if Israeli residents (i) have a controlling interest of more than 25% in any of the means of control of such non-Israeli corporation or (ii) are the beneficiaries of, or are entitled to, 25% or more of the revenues or profits of such non-Israeli corporation, whether directly or indirectly.

In addition, such exemption is not applicable to a person whose gains from selling or disposing the shares are deemed to be business income.

Additionally, a sale of securities by a non-Israeli resident may be exempt from Israeli capital gains tax under the provisions of an applicable tax treaty. For example, under the tax treaty between the Government of the United States of America and the Government of the State of Israel with respect to Taxes on Income, as amended (the "[United States-Israel Tax Treaty](#)"), the sale, exchange or other disposition of shares by a shareholder who is a United States resident (for purposes of the United States-Israel Tax Treaty) holding the shares as a capital asset and is entitled to claim the benefits afforded to such a resident by the United States-Israel Tax Treaty (a "[Treaty U.S. Resident](#)") is generally exempt from Israeli capital gains tax unless: (i) the capital gain arising from such sale, exchange or disposition is attributed to real estate located in Israel; (ii) the capital gain arising from such sale, exchange or disposition is attributed to royalties; (iii) the capital gain arising from the such sale, exchange or disposition is attributed to a permanent establishment in Israel, under certain terms; (iv) such Treaty U.S. Resident holds, directly or indirectly, shares representing 10% or more of the voting rights during any part of the 12-month period preceding the disposition, subject to certain conditions; or (v) such Treaty U.S. Resident is an individual and was present in Israel for 183 days or

more during the relevant taxable year. In any such case, the sale, exchange or disposition of such shares would be subject to Israeli tax, to the extent applicable. However, under the United States-Israel Tax Treaty, a Treaty U.S. Resident may be permitted to claim a credit for the Israeli tax against the U.S. federal income tax imposed with respect to the sale, exchange or disposition of the shares, subject to the limitations under U.S. laws applicable to foreign tax credits. The United States-Israel Tax Treaty does not provide such credit against any U.S. state or local taxes.

In some instances where our shareholders may be liable for Israeli capital gains tax on the sale of our ordinary shares, the payment of the consideration for such sale may be subject to withholding of Israeli tax at source and holders of our ordinary shares may be required to demonstrate that they are exempt from tax on their capital gains in order to avoid withholding at source at the time of sale. Specifically, the Israel Tax Authority may require shareholders who are not liable for Israeli capital gains tax on such a sale to sign declarations in forms specified by the Israel Tax Authority, provide documents (including, for example, a certificate of residency) or obtain a specific exemption from the Israel Tax Authority to confirm their status as non-Israeli residents (and, in the absence of such declarations or exemptions, the Israel Tax Authority may require the purchaser of the shares to withhold tax at source).

Taxation on Receipt of Dividends. Non-Israeli residents (whether individuals or corporations) are generally subject to Israeli income tax on the receipt of dividends paid on our ordinary shares at the rate of 25%, which tax will be withheld at source, unless relief is provided in an applicable tax treaty between Israel and the shareholder's country of residence. However, if the shareholder who is a "substantial shareholder" at the time of receiving the dividend or at any time during the preceding 12-month period, the applicable tax rate will be 30%. Such dividends are generally subject to Israeli withholding tax at a rate of 25% so long as the shares are registered with a nominee company (whether the recipient is a substantial shareholder or not).

However, a reduced tax rate may be provided under an applicable tax treaty. For example, under the United States-Israel Tax Treaty, the maximum rate of tax withheld at source in Israel on dividends paid to a holder of our ordinary shares who is a Treaty U.S. Resident is 25%. However, generally, the maximum rate of withholding tax on dividends that are paid to a United States corporation holding 10% or more of the outstanding voting rights throughout the tax year in which the dividend is distributed as well as during the previous tax year, is 12.5%, provided that not more than 25% of our gross income for such preceding year consists of certain types of dividends and interest.

Surtax. Individuals who are subject to income tax in Israel (whether any such individual is an Israeli resident or non-Israeli resident) are also subject to an additional tax at a rate of 3% on annual taxable income (including, but not limited to, income derived from dividends, interest and capital gains) exceeding NIS 647,640 for 2021, which amount is linked to the annual change in the Israeli consumer price index.

Estate and Gift Tax. Israeli law presently does not impose estate or gift taxes.

Law for the Encouragement of Industry (Taxes), 1969

The Law for the Encouragement of Industry (Taxes), 1969, and the regulations promulgated thereunder, generally referred to as the Industry Encouragement Law, provides several tax benefits for "Industry Companies." We believe that we currently qualify as an Industrial Company within the meaning of the Industry Encouragement Law.

The Industry Encouragement Law defines an "Industrial Company" as a company resident in Israel, of which 90% or more of its income in a certain tax year, other than income from government

loans, is derived from an "Industrial Enterprise" owned by it and located in Israel or in the "Area" in accordance with the definition under section 3A of the Ordinance. An "Industrial Enterprise" is defined as an enterprise whose principal activity in a given tax year is industrial production activity.

- Amortization of the cost of purchased know-how and patents and rights to use a patent and know-how which are used for the development or advancement of the Industrial Enterprise, over an eight-year period, commencing on the year in which such rights were first exercised;
- Under limited conditions, an election to file consolidated tax returns with related Israeli Industrial Companies;
- under limited conditions, an Israeli Company which is not an Industrial Company may elect to file consolidated tax returns with its subsidiary that meets the definition of an Industrial Company; and
- Expenses related to a public offering are deductible in equal amounts over a three-year period.

Eligibility for benefits under the Industry Encouragement Law is not contingent upon the approval of any governmental authority. The Israeli tax authorities may determine that we do not qualify as an Industrial Company, which could entail our loss of the benefits that relate to this status. There can be no assurance that we will continue to qualify as an Industrial Company or that the benefits described above will be available in the future.

U.S. Federal Income Tax Consideration

The following summary describes certain United States federal income tax considerations generally applicable to United States Holders (as defined below) of our ordinary shares. This summary deals only with our ordinary shares held as capital assets within the meaning of Section 1221 of the Internal Revenue Code of 1986, as amended ("Internal Revenue Code"). This summary also does not address the tax consequences that may be relevant to holders in special tax situations including, without limitation, dealers in securities, traders that elect to use a mark-to-market method of accounting, holders that own our ordinary shares as part of a "straddle," "hedge," "conversion transaction," or other integrated investment, banks or other financial institutions, individual retirement accounts and other tax-deferred accounts, insurance companies, tax-exempt organizations, United States expatriates, holders whose functional currency is not the U.S. dollar, holders subject to the alternative minimum tax, holders that acquired our ordinary shares in a compensatory transaction, holders subject to special tax accounting rules as a result of any item of gross income with respect to our ordinary shares being taken into account in an applicable financial statement, holders which are entities or arrangements treated as partnerships for United States federal income tax purposes or holders that actually or constructively through attribution own 10% or more of the total voting power or value of our outstanding ordinary shares.

This summary is based upon the Internal Revenue Code, applicable United States Treasury regulations, administrative pronouncements and judicial decisions, in each case as in effect on the date hereof, all of which are subject to change (possibly with retroactive effect). No ruling will be requested from the Internal Revenue Service ("IRS") regarding the tax consequences described herein, and there can be no assurance that the IRS will agree with the discussion set out below. This summary does not address any United States federal tax consequences other than United States federal income tax consequences (such as the estate and gift tax or the Medicare tax on net investment income).

As used herein, the term "United States Holder" means a beneficial owner of our ordinary shares that is, for United States federal income tax purposes, (i) an individual who is a citizen or resident of the United States, (ii) a corporation or other entity taxable as a corporation created or organized under

the laws of the United States or any state thereof or therein or the District of Columbia, (iii) an estate the income of which is subject to United States federal income taxation regardless of its source, or (iv) a trust (a) that is subject to the supervision of a court within the United States and the control of one or more United States persons as described in Internal Revenue Code Section 7701(a)(30), or (b) that has a valid election in effect under applicable United States Treasury regulations to be treated as a “United States person.”

If an entity or arrangement treated as a partnership for United States federal income tax purposes acquires our ordinary shares, the tax treatment of a partner in the partnership generally will depend upon the status of the partner and the activities of the partnership. Partners of a partnership considering an investment in our ordinary shares should consult their tax advisors regarding the United States federal income tax consequences of acquiring, owning, and disposing of our ordinary shares.

THE SUMMARY OF UNITED STATES FEDERAL INCOME TAX CONSEQUENCES SET OUT BELOW IS FOR GENERAL INFORMATION ONLY. ALL PROSPECTIVE INVESTORS SHOULD CONSULT THEIR TAX ADVISORS AS TO THE PARTICULAR TAX CONSEQUENCES TO THEM OF OWNING AND DISPOSING OF OUR ORDINARY SHARES, INCLUDING THE APPLICABILITY AND EFFECT OF STATE, LOCAL AND NON-U.S. TAX LAWS AND POSSIBLE CHANGES IN TAX LAW.

Dividends

Although we do not anticipate paying any dividends in the foreseeable future, as described in “Dividend Policy” above, if we do make any distributions, subject to the discussion below under “—Passive Foreign Investment Company,” the amount of dividends paid to a United States Holder with respect to our ordinary shares before reduction for any Israeli taxes withheld therefrom generally will be included in the United States Holder’s gross income as ordinary income from foreign sources to the extent paid out of our current or accumulated earnings and profits (as determined for United States federal income tax purposes). Distributions in excess of earnings and profits will be treated as a non-taxable return of capital to the extent of the United States Holder’s tax basis in those ordinary shares and thereafter as capital gain. However, we do not intend to calculate our earnings and profits under United States federal income tax principles. Therefore, United States Holders should expect that a distribution will generally be treated as a dividend even if that distribution would otherwise be treated as a non-taxable return of capital or as capital gain under the rules described above.

Foreign withholding tax (if any) paid on dividends on our ordinary shares at the rate applicable to a United States Holder (taking into account any applicable income tax treaty) will, subject to limitations and conditions, be treated as foreign income tax eligible for credit against such holder’s United States federal income tax liability or, at such holder’s election, eligible for deduction in computing such holder’s United States federal taxable income. Dividends paid on our ordinary shares generally will constitute “foreign source income” and “passive category income” for purposes of the foreign tax credit. However, if we are a “United States-owned foreign corporation,” solely for foreign tax credit purposes, a portion of the dividends allocable to our United States source earnings and profits may be re-characterized as United States source. A “United States-owned foreign corporation” is any foreign corporation in which United States persons own, directly or indirectly, 50% or more (by vote or by value) of the stock. In general, United States-owned foreign corporations with less than 10% of earnings and profits attributable to sources within the United States are excepted from these rules. If we are treated as a “United States-owned foreign corporation,” and if 10% or more of our earnings and profits are attributable to sources within the United States, a portion of the dividends paid on the ordinary shares allocable to our United States source earnings and profits will be treated as United States source, and, as such, the ability of a United States Holder to claim a foreign tax credit for any Israeli withholding taxes payable in respect of our dividends may be limited. The rules governing the

treatment of foreign taxes imposed on a United States Holder and foreign tax credits are complex, and United States Holders should consult their tax advisors about the impact of these rules in their particular situations.

Dividends received by certain non-corporate United States Holders (including individuals) may be “qualified dividend income,” which is taxed at the lower capital gain rate, provided that (i) either our ordinary shares are readily tradable on an established securities market in the United States or we are eligible for benefits under a comprehensive United States income tax treaty that includes an exchange of information program and which the United States Treasury Department has determined is satisfactory for these purposes, (ii) we are neither a PFIC (as discussed below) nor treated as such with respect to the United States Holder for either the taxable year in which the dividend is paid or the preceding taxable year, and (iii) the United States Holder satisfies certain holding period and other requirements. In this regard, shares generally are considered to be readily tradable on an established securities market in the United States if they are listed on Nasdaq, as our ordinary shares are expected to be. United States Holders should consult their tax advisors regarding the availability of the reduced tax rate on dividends paid with respect to our ordinary shares. The dividends will not be eligible for the dividends received deduction available to corporations in respect of dividends received from other United States corporations.

Disposition of Ordinary Shares

Subject to the discussion below under “—Passive Foreign Investment Company,” a United States Holder generally will recognize capital gain or loss for United States federal income tax purposes on the sale or other taxable disposition of our ordinary shares equal to the difference, if any, between the amount realized and the United States Holder’s tax basis in those ordinary shares. If any Israeli tax is imposed on the sale, exchange or other disposition of our ordinary shares, a United States Holder’s amount realized will include the gross amount of the proceeds of the deposits before deduction of the Israeli tax. In general, capital gains recognized by a non-corporate United States Holder, including an individual, are subject to a lower rate under current law if such United States Holder held shares for more than one year. The deductibility of capital losses is subject to limitations. Any such gain or loss generally will be treated as United States source income or loss for purposes of the foreign tax credit. A United States Holder’s initial tax basis in shares generally will equal the cost of such shares. Because gain for the sale or other taxable disposition of our ordinary shares will be treated as United States source income, and you may use foreign tax credits against only the portion of United States federal income tax liability that is attributed to foreign source income in the same category, your ability to utilize a foreign tax credit with respect to the Israeli tax imposed on any such sale or other taxable disposition, if any, may be significantly limited. In addition, if you are eligible for the benefit of the income tax convention between the United States and the State of Israel and pay Israeli tax in excess of the amount applicable to you under such convention or if the Israeli tax paid is refundable, you will not be able to claim any foreign tax credit or deduction with respect to such excess portion of the Israeli tax paid. You should consult your tax advisor as to whether the Israeli tax on gains may be creditable or deductible in light of your particular circumstances and your ability to apply the provisions of an applicable treaty.

Passive Foreign Investment Company

We would be a PFIC for any taxable year if, after the application of certain look-through rules, either: (i) 75% or more of our gross income for such year is “passive income” (as defined in the relevant provisions of the Internal Revenue Code), or (ii) 50% or more of the value of our assets (generally determined on the basis of a quarterly average) during such year is attributable to assets that produce or are held for the production of passive income. For these purposes, cash and other assets readily convertible into cash or that do or could generate passive income are categorized as

passive assets, and the value of goodwill and other unbooked intangible assets is generally taken into account. Passive income generally includes, among other things, rents, dividends, interest, royalties, gains from the disposition of passive assets and gains from commodities and securities transactions. For purposes of this test, we will be treated as owning a proportionate share of the assets and earning a proportionate share of the income of any other corporation of which we own, directly or indirectly, at least 25% (by value) of the stock. Based on our market capitalization and the composition of our income, assets and operations, we do not expect to be a PFIC for United States federal income tax purposes for the current taxable year or in the foreseeable future. However, this is a factual determination that must be made annually after the close of each taxable year. Moreover, the value of our assets for purposes of the PFIC determination may be determined by reference to the public price of our ordinary shares, which could fluctuate significantly. In addition, it is possible that the IRS may take a contrary position with respect to our determination in any particular year, and therefore, there can be no assurance that we will not be classified as a PFIC for the current taxable year or in the future. Certain adverse United States federal income tax consequences could apply to a United States Holder if we are treated as a PFIC for any taxable year during which such United States Holder holds our ordinary shares. Under the PFIC rules, if we were considered a PFIC at any time that a United States Holder holds our ordinary shares, we would continue to be treated as a PFIC with respect to such holder's investment unless (i) we cease to be a PFIC, and (ii) the United States Holder has made a "deemed sale" election under the PFIC rules.

If we are a PFIC for any taxable year that a United States Holder holds our ordinary shares, unless the United States Holder makes certain elections, any gain recognized by the United States Holder on a sale or other disposition of our ordinary shares would be allocated pro-rata over the United States Holder's holding period for the ordinary shares. The amounts allocated to the taxable year of the sale or other disposition and to any year before we became a PFIC would be taxed as ordinary income. The amount allocated to each other taxable year would be subject to tax at the highest rate in effect for individuals or the highest rate in effect for corporations, as appropriate, for that taxable year, and an interest charge would be imposed. Further, to the extent that any distribution received by a United States Holder on our ordinary shares exceeds 125% of the average of the annual distributions on the ordinary shares received during the preceding three years or the United States Holder's holding period, whichever is shorter, that distribution would be subject to taxation in the same manner as gain on the sale or other disposition of our ordinary shares if we were a PFIC, described above. If we are treated as a PFIC with respect to a United States Holder for any taxable year, the United States Holder will be deemed to own equity in any of the entities in which we hold equity that also are PFICs. Certain elections may be available that would result in alternative treatments (such as mark-to-market treatment) of the ordinary shares. In addition, a timely election to treat us as a qualified electing fund under the Internal Revenue Code would result in an alternative treatment. However, we do not intend to prepare or provide the information that would enable United States Holders to make a qualified electing fund election. If we are considered a PFIC, a United States Holder also will be subject to annual information reporting requirements. United States Holders should consult their tax advisors about the potential application of the PFIC rules to an investment in the ordinary shares.

Information Reporting and Backup Withholding

Dividend payments and proceeds paid from the sale or other taxable disposition of our ordinary shares may be subject to information reporting to the IRS. In addition, a United States Holder (other than an exempt holder who establishes its exempt status if required) may be subject to backup withholding on dividend payments and proceeds from the sale or other taxable disposition of our ordinary shares paid within the United States or through certain U.S.-related financial intermediaries.

Backup withholding will not apply, however, to a United States Holder who furnishes a correct taxpayer identification number, makes other required certification and otherwise complies with the

applicable requirements of the backup withholding rules. Backup withholding is not an additional tax. Rather, any amount withheld under the backup withholding rules will be creditable or refundable against the United States Holder's United States federal income tax liability, provided the required information is timely furnished to the IRS.

Foreign Financial Asset Reporting

Certain United States Holders are required to report their holdings of certain foreign financial assets, including equity of foreign entities, if the aggregate value of all of these assets exceeds certain threshold amounts. Our ordinary shares are expected to constitute foreign financial assets subject to these requirements unless the ordinary shares are held in an account at certain financial institutions. United States Holders should consult their tax advisors regarding the application of these reporting requirements.

UNDERWRITING

We, the selling shareholders and the underwriters named below have entered into an underwriting agreement with respect to the ordinary shares being offered. Subject to certain conditions, each underwriter has severally agreed to purchase the number of ordinary shares indicated in the following table. Goldman Sachs & Co. LLC, Morgan Stanley & Co. LLC, and Jefferies LLC are the representatives of the underwriters (the "Representatives").

	<u>Number of Ordinary Shares</u>
Goldman Sachs & Co. LLC	3,708,000
Morgan Stanley & Co. LLC	3,708,000
Jefferies LLC	1,440,000
BofA Securities, Inc.	840,000
Piper Sandler & Co.	480,000
JMP Securities LLC	456,000
KeyBanc Capital Markets Inc.	456,000
Needham & Company, LLC	456,000
Raymond James & Associates, Inc.	456,000
Total	<u>12,000,000</u>

The underwriters are committed to take and pay for all of the ordinary shares being offered, if any are taken, other than the ordinary shares covered by the option described below unless and until this option is exercised.

The selling shareholders have granted to the underwriters an option to purchase up to an additional 1,800,000 ordinary shares at the public offering price, less the underwriting discount, within 30 days from the date of this prospectus. If any ordinary shares are purchased pursuant to this option, the underwriters will severally purchase ordinary shares in approximately the same proportion as set forth in the table above.

The following table shows the per share and total underwriting discounts and commissions to be paid to the underwriters by the selling shareholders. Such amounts are shown assuming both no exercise and full exercise of the underwriters' option to purchase additional ordinary shares.

	<u>No Exercise</u>	<u>Full Exercise</u>
Per Ordinary Share	\$ 1.92	\$ 1.92
Total	\$ 23,040,000	\$ 26,496,000

We estimate that our portion of the total expenses of the offering, excluding underwriting discounts and commissions, will be approximately \$1.0 million. We have also agreed to reimburse the underwriters for expenses incurred by them related to the clearance of this offering with FINRA up to an aggregate of \$15,000.

Ordinary shares sold by the underwriters to the public will initially be offered at the public offering price set forth on the cover page of this prospectus. Any ordinary shares sold by the underwriters to securities dealers may be sold at a discount of up to \$1.152 per ordinary share from the public offering price. After the initial offering of the ordinary shares, the Representatives may change the offering price and the other selling terms. The offering of the ordinary shares by the underwriters is subject to receipt and acceptance and subject to the underwriters' right to reject any order in whole or in part.

[Table of Contents](#)

Each of the selling shareholders remains subject to a lock-up agreement entered into by such selling shareholder in connection with our initial public offering, and has also entered into an additional lock-up agreement in connection with this offering, in each case as described further in “Shares Eligible for Future Sale —Lock-Up Agreements.” Goldman Sachs & Co. LLC and Morgan Stanley & Co. LLC may, in their sole discretion, release any of the securities subject to these lock-up agreements at any time.

Our ordinary shares are listed on The Nasdaq Global Select Market under the symbol “GLBE.”

In connection with the offering, the underwriters may purchase and sell ordinary shares in the open market. These transactions may include short sales, stabilizing transactions and purchases to cover positions created by short sales. Short sales involve the sale by the underwriters of a greater number of ordinary shares than they are required to purchase in the offering, and a short position represents the amount of such sales that have not been covered by subsequent purchases. A “covered short position” is a short position that is not greater than the amount of additional ordinary shares for which the underwriters’ option described above may be exercised. The underwriters may cover any covered short position by either exercising their option to purchase additional ordinary shares or purchasing ordinary shares in the open market. In determining the source of ordinary shares to cover the covered short position, the underwriters will consider, among other things, the price of ordinary shares available for purchase in the open market as compared to the price at which they may purchase additional ordinary shares pursuant to the option described above. “Naked” short sales are any short sales that create a short position greater than the amount of additional ordinary shares for which the option described above may be exercised. The underwriters must cover any such naked short position by purchasing ordinary shares in the open market. A naked short position is more likely to be created if the underwriters are concerned that there may be downward pressure on the price of our ordinary shares in the open market after pricing that could adversely affect investors who purchase in the offering. Stabilizing transactions consist of various bids for or purchases of ordinary shares made by the underwriters in the open market prior to the completion of the offering.

The underwriters may also impose a penalty bid. This occurs when a particular underwriter repays to the underwriters a portion of the underwriting discount received by it because the Representatives have repurchased ordinary shares sold by or for the account of such underwriter in stabilizing or short covering transactions.

Purchases to cover a short position and stabilizing transactions, as well as other purchases by the underwriters for their own accounts, may have the effect of preventing or retarding a decline in the market price of our ordinary shares, and together with the imposition of the penalty bid, may stabilize, maintain or otherwise affect the market price of our ordinary shares. As a result, the price of the ordinary shares may be higher than the price that otherwise might exist in the open market. The underwriters are not required to engage in these activities and may end any of these activities at any time. These transactions may be effected on the relevant exchange, in the over-the-counter market or otherwise.

We and the selling shareholders have agreed to indemnify the several underwriters against certain liabilities, including liabilities under the Securities Act.

The underwriters and their respective affiliates are full service financial institutions engaged in various activities, which may include sales and trading, commercial and investment banking, advisory, investment management, investment research, principal investment, hedging, market making, brokerage and other financial and non-financial activities and services. Certain of the underwriters and their respective affiliates have provided, and may in the future provide, a variety of these services to us and to persons and entities with relationships with us, for which they received or will receive customary fees and expenses.

In the ordinary course of their various business activities, the underwriters and their respective affiliates, officers, directors and employees may purchase, sell or hold a broad array of investments and actively trade securities, derivatives, loans, commodities, currencies, credit default swaps and other financial instruments for their own account and for the accounts of their customers, and such investment and trading activities may involve or relate to assets, securities or instruments of ours (directly, as collateral securing other obligations or otherwise) or persons and entities with relationships with us. The underwriters and their respective affiliates may also communicate independent investment recommendations, market color or trading ideas or publish or express independent research views in respect of such assets, securities or instruments and may at any time hold, or recommend to clients that they should acquire, long or short positions in such assets, securities and instruments.

Selling Restrictions

European Economic Area

In relation to each EEA Member State and, until the expiration of the period during which the United Kingdom continues to be subject to European Union law without being an EEA Member State (the “Transition Period”), the United Kingdom, none of the ordinary shares have been offered or will be offered pursuant to the offering to the public in that EEA Member State or the United Kingdom prior to the publication of a prospectus in relation to the ordinary shares which has been approved by the competent authority in that EEA Member State or the United Kingdom or, where appropriate, approved in another EEA Member State or the United Kingdom and notified to the competent authority in that EEA Member State or the United Kingdom, all in accordance with Regulation (EU) 2017/1129 (the “Prospectus Regulation”), except that offers of ordinary shares may be made to the public in that EEA Member State or the United Kingdom at any time under the following exemptions under the Prospectus Regulation:

- a) to any legal entity which is a qualified investor as defined under the Prospectus Regulation;
- b) to fewer than 150 natural or legal persons (other than qualified investors as defined under the Prospectus Regulation), subject to obtaining the prior consent of the representative for any such offer; or
- c) in any other circumstances falling within Article 1(4) of the Prospectus Regulation,

provided that no such offer of the ordinary shares shall require the company or the representative to publish a prospectus pursuant to Article 3 of the Prospectus Regulation or supplement a prospectus pursuant to Article 23 of the Prospectus Regulation.

For the purposes of this provision, the expression an “offer to the public” in relation to any of the ordinary shares in any EEA Member State or the United Kingdom means the communication in any form and by any means of sufficient information on the terms of the offer and any ordinary shares to be offered so as to enable an investor to decide to purchase or subscribe for any ordinary shares.

United Kingdom

Each underwriter has represented and agreed that (a) it has only communicated or caused to be communicated and will only communicate or cause to be communicated an invitation or inducement to engage in investment activity (within the meaning of Section 21 of the Financial Services and Markets Act 2000 (FSMA)) received by it in connection with the issue or sale of the ordinary shares in circumstances in which Section 21(1) of the FSMA does not apply to the company; and (b) it has complied and will comply with all applicable provisions of the FSMA with respect to anything done by it in relation to the ordinary shares in, from or otherwise involving the United Kingdom.

[Table of Contents](#)

After the expiration of the Transition Period, none of the ordinary shares have been offered or will be offered pursuant to the offering to the public in the United Kingdom prior to the publication of a prospectus in relation to the ordinary shares which has been approved by the Financial Conduct Authority in accordance with the FSMA, as amended), except that offers of ordinary shares may be made to the public in that EEA Member State at any time under the following exemptions under the FSMA, as amended:

- a) to any legal entity which is a qualified investor as defined under the FSMA;
- b) to fewer than 150 natural or legal persons (other than qualified investors as defined under the FSMA), subject to obtaining the prior consent of the representative for any such offer; or
- c) in any other circumstances falling within Section 86 of the FSMA, as amended,

provided that no such offer of the ordinary shares shall require the company or the representative to publish a prospectus pursuant to Section 85 of the FSMA or supplement a prospectus pursuant to Section 87G of the FSMA. For the purposes of this provision, the expression an "offer to the public" in relation to any ordinary shares in the United Kingdom the communication in any form and by any means of sufficient information on the terms of the offer and any ordinary shares to be offered so as to enable an investor to decide to purchase or subscribe for any ordinary shares.

Israel

The ordinary shares offered by this prospectus have not been approved or disapproved by the Israel Securities Authority (the "ISA"), nor have such ordinary shares been registered for sale in Israel. The ordinary shares offered by this prospectus may not be offered or sold to the public in Israel absent the publication of a prospectus that has been approved by the ISA. This document does not constitute a prospectus under the Israeli Securities Law, 5728-1968 (the "Israeli Securities Law"), and has not been filed with or approved by the ISA.

In the State of Israel, this document may be distributed only to, and may be directed only at, and any offer of the ordinary shares hereunder may be directed only at, (i) to the extent applicable, a limited number of persons in accordance with the Israeli Securities Law and (ii) investors listed in the first addendum to the Israeli Securities Law (the "Addendum") consisting primarily of joint investment in trust funds, provident funds, insurance companies, banks, portfolio managers, investment advisors, members of the Tel Aviv Stock Exchange Ltd., underwriters, venture capital funds, entities with equity in excess of NIS 50 million and "qualified individuals," each as defined in the Addendum (as it may be amended from time to time), collectively referred to as qualified investors (in each case purchasing for their own account or, where permitted under the Addendum, for the accounts of their clients who are investors listed in the Addendum). Qualified investors will be required to submit written confirmation that they fall within the scope of the Addendum, are aware of the meaning of same and agree to it.

Canada

The ordinary shares may be sold in Canada only to purchasers purchasing, or deemed to be purchasing, as principal that are accredited investors, as defined in National Instrument 45-106 Prospectus Exemptions or subsection 73.3(1) of the Securities Act (Ontario) and are permitted clients, as defined in National Instrument 31-103 Registration Requirements, Exemptions, and Ongoing Registrant Obligations. Any resale of the ordinary shares must be made in accordance with an exemption from, or in a transaction not subject to, the prospectus requirements of applicable securities laws.

Securities legislation in certain provinces or territories of Canada may provide a purchaser with remedies for rescission or damages if this prospectus (including any amendment thereto) contains a

[Table of Contents](#)

misrepresentation, provided that the remedies for rescission or damages are exercised by the purchaser within the time limit prescribed by the securities legislation of the purchaser's province or territory. The purchaser should refer to any applicable provisions of the securities legislation of the purchaser's province or territory of these rights or consult with a legal advisor.

Pursuant to section 3A.3 of National Instrument 33-105 Underwriting Conflicts (NI 33-105), the underwriters are not required to comply with the disclosure requirements of NI 33-105 regarding underwriter conflicts of interest in connection with this offering.

Hong Kong

The ordinary shares may not be offered or sold in Hong Kong by means of any document other than (i) in circumstances which do not constitute an offer to the public within the meaning of the Companies (Winding Up and Miscellaneous Provisions) Ordinance (Cap. 32 of the Laws of Hong Kong) ("Companies (Winding Up and Miscellaneous Provisions) Ordinance") or which do not constitute an invitation to the public within the meaning of the Securities and Futures Ordinance (Cap. 571 of the Laws of Hong Kong) ("Securities and Futures Ordinance"), (ii) to "professional investors" as defined in the Securities and Futures Ordinance and any rules made thereunder, or (iii) in other circumstances which do not result in the document being a "prospectus" as defined in the Companies (Winding Up and Miscellaneous Provisions) Ordinance, and no advertisement, invitation or document relating to the ordinary shares may be issued or may be in the possession of any person for the purpose of issue (in each case whether in Hong Kong or elsewhere), which is directed at, or the contents of which are likely to be accessed or read by, the public in Hong Kong (except if permitted to do so under the securities laws of Hong Kong) other than with respect to ordinary shares which are or are intended to be disposed of only to persons outside Hong Kong or only to "professional investors" in Hong Kong as defined in the Securities and Futures Ordinance and any rules made thereunder.

Japan

The ordinary shares have not been and will not be registered under the Financial Instruments and Exchange Act of Japan (Act No. 25 of 1948, as amended) (the "FIEA"). The ordinary shares may not be offered or sold, directly or indirectly, in Japan or to or for the benefit of any resident of Japan (including any person resident in Japan or any corporation or other entity organized under the laws of Japan) or to others for reoffering or resale, directly or indirectly, in Japan or to or for the benefit of any resident of Japan, except pursuant to an exemption from the registration requirements of the FIEA and otherwise in compliance with any relevant laws and regulations of Japan.

Australia

No placement document, prospectus, product disclosure statement, or other disclosure document has been lodged with the Australian Securities and Investments Commission (the "ASIC") in relation to this offering. This prospectus does not constitute a prospectus, product disclosure statement, or other disclosure document under the Corporations Act 2001 (the "Corporations Act") and does not purport to include the information required for a prospectus, product disclosure statement, or other disclosure document under the Corporations Act.

Any offer in Australia of the ordinary shares may only be made to persons ("Exempt Investors") who are "sophisticated investors" (within the meaning of section 708(8) of the Corporations Act), "professional investors" (within the meaning of section 708(11) of the Corporations Act), or otherwise pursuant to one or more exemptions contained in section 708 of the Corporations Act so that it is lawful to offer the ordinary shares without disclosure to investors under Chapter 6D of the Corporations Act.

[Table of Contents](#)

The ordinary shares applied for by Exempt Investors in Australia must not be offered for sale in Australia in the period of 12 months after the date of allotment under the offering, except in circumstances where disclosure to investors under Chapter 6D of the Corporations Act would not be required pursuant to an exemption under section 708 of the Corporations Act or otherwise or where the offer is pursuant to a disclosure document which complies with Chapter 6D of the Corporations Act. Any person acquiring securities must observe such Australian on-sale restrictions.

This prospectus contains general information only and does not take account of the investment objectives, financial situation, or particular needs of any particular person. It does not contain any securities recommendations or financial product advice. Before making an investment decision, investors need to consider whether the information in this prospectus is appropriate to their needs, objectives and circumstances, and, if necessary, seek expert advice on those matters.

EXPENSES OF THE OFFERING

We estimate that our expenses in connection with this offering, other than underwriting discounts and commissions, will be as follows:

<u>Expenses</u>	<u>Amount</u>
SEC registration fee	\$ 118,339
FINRA filing fee	163,202
Transfer agent's fee	9,400
Printing and engraving expenses	100,000
Legal fees and expenses	400,000
Accounting fees and expenses	150,000
Miscellaneous costs	50,000
Total	<u>\$ 990,941</u>

All amounts in the table are estimates except the SEC registration fee and the FINRA filing fee. We will pay all of the expenses of this offering.

LEGAL MATTERS

The validity of our ordinary shares and certain other matters of Israeli law will be passed upon for us by Meitar | Law Offices, Ramat Gan, Israel. Certain matters of U.S. federal law will be passed upon for us by Latham & Watkins LLP. Certain matters of Israeli law will be passed upon for the underwriters by Gornitzky & Co., Tel Aviv, Israel. Certain matters of U.S. federal law will be passed upon for the underwriters by Skadden, Arps, Slate, Meagher & Flom LLP.

Certain partners of Meitar hold an aggregate of less than 1% of the Company's issued and outstanding share capital.

EXPERTS

The consolidated financial statements of Global-E Online Ltd. and its consolidated subsidiaries at December 31, 2020 and 2019, and for each of the three years in the period ended December 31, 2020, appearing in this prospectus and the registration statement have been audited by Kost, Forer, Gabbay & Kasierer, a member of Ernst & Young Global, independent registered public accounting firm, as set forth in their report thereon appearing elsewhere herein, and are included in reliance upon such report given on the authority of such firm as experts in accounting and auditing.

ENFORCEABILITY OF CIVIL LIABILITIES

We are incorporated under the laws of the State of Israel. Service of process upon us and upon our directors and officers and the Israeli experts named in this prospectus, substantially all of whom reside outside the United States, may be difficult to obtain within the United States. Furthermore, because substantially all of our assets and substantially all of our directors and officers are located outside the United States, any judgment obtained in the United States against us or any of our directors and officers may not be collectible within the United States.

We have irrevocably appointed Global-e US Inc. as our agent to receive service of process in any action against us in any U.S. federal or state court arising out of this offering or any purchase or sale of securities in connection with this offering. The address of our agent is 10 East 33rd Street, 12th Floor, New York, New York 10016.

We have been informed by our legal counsel in Israel, Meitar | Law Offices, that it may be difficult to initiate an action with respect to U.S. securities law in Israel. Israeli courts may refuse to hear a claim based on an alleged violation of U.S. securities laws reasoning that Israel is not the most appropriate forum to hear such a claim. In addition, even if an Israeli court agrees to hear a claim, it may determine that Israeli law and not U.S. law is applicable to the claim. If U.S. law is found to be applicable, the content of applicable U.S. law must be proved as a fact by expert witnesses which can be a time-consuming and costly process. Certain matters of procedure may also be governed by Israeli law.

Subject to certain time limitations and legal procedures, Israeli courts may enforce a U.S. judgment in a civil matter which, subject to certain exceptions, is non-appealable, including judgments based upon the civil liability provisions of the Securities Act and the Exchange Act and including a monetary or compensatory judgment in a non-civil matter, provided that:

- the judgment was rendered by a court which was, according to the laws of the state of the court, competent to render the judgment;
- the obligation imposed by the judgment is enforceable according to the rules relating to the enforceability of judgments in Israel and the substance of the judgment is not contrary to public policy; and
- the judgment is executory in the state in which it was given.

Even if these conditions are met, an Israeli court may not declare a foreign civil judgment enforceable if:

- the judgment was given in a state whose laws do not provide for the enforcement of judgments of Israeli courts (subject to exceptional cases);
- the enforcement of the judgment is likely to prejudice the sovereignty or security of the State of Israel;
- the judgment was obtained by fraud;
- the opportunity given to the defendant to bring its arguments and evidence before the court was not reasonable in the opinion of the Israeli court;
- the judgment was rendered by a court not competent to render it according to the laws of private international law as they apply in Israel;
- the judgment is contradictory to another judgment that was given in the same matter between the same parties and that is still valid; or

[Table of Contents](#)

- at the time the action was brought in the foreign court, a lawsuit in the same matter and between the same parties was pending before a court or tribunal in Israel.

If a foreign judgment is enforced by an Israeli court, it generally will be payable in Israeli currency, which can then be converted into non-Israeli currency and transferred out of Israel. The usual practice in an action before an Israeli court to recover an amount in a non-Israeli currency is for the Israeli court to issue a judgment for the equivalent amount in Israeli currency at the rate of exchange in force on the date of the judgment, but the judgment debtor may make payment in foreign currency. Pending collection, the amount of the judgment of an Israeli court stated in Israeli currency ordinarily will be linked to the Israeli consumer price index plus interest at the annual statutory rate set by Israeli regulations prevailing at the time. Judgment creditors must bear the risk of unfavorable exchange rates.

WHERE YOU CAN FIND ADDITIONAL INFORMATION

We have filed with the SEC a registration statement (including amendments and exhibits to the registration statement) on Form F-1 under the Securities Act. This prospectus, which is part of the registration statement, does not contain all of the information set forth in the registration statement. The rules and regulations of the SEC allow us to omit certain information from this prospectus that is included in the registration statement and the exhibits and schedules to the registration statement. For further information, we refer you to the registration statement and the exhibits and schedules filed as part of the registration statement.

Statements made in this prospectus concerning the contents of any contract, agreement or other document are not complete descriptions of all terms of these documents. If a document has been filed as an exhibit to the registration statement, we refer you to the copy of the document that has been filed for a complete description of its terms. Each statement in this prospectus relating to a document filed as an exhibit is qualified in all respects by the filed exhibit. You should read this prospectus and the documents that we have filed as exhibits to the registration statement of which this prospectus forms a part completely.

We are subject to the informational requirements of the Exchange Act. Accordingly, we are required to file reports and other information with the SEC, including annual reports on Form 20-F and reports on Form 6-K. The SEC maintains an internet website that contains reports and other information about issuers, like us, that file electronically with the SEC. The address of that website is www.sec.gov.

As a foreign private issuer, we are exempt under the Exchange Act from, among other things, the rules prescribing the furnishing and content of proxy statements, and our officers, directors and principal shareholders are exempt from the reporting and short-swing profit recovery provisions contained in Section 16 of the Exchange Act. In addition, we will not be required under the Exchange Act to file periodic reports and financial statements with the SEC as frequently or as promptly as U.S. companies whose securities are registered under the Exchange Act.

We will send our transfer agent a copy of all notices of general meetings of shareholders and other reports, communications and information that are made generally available to shareholders. The transfer agent has agreed to mail to all shareholders a notice containing the information (or a summary of the information) contained in any notice of a meeting of our shareholders received by the transfer agent and will make available to all shareholders such notices and all such other reports and communications received by the transfer agent.

[Table of Contents](#)

Global-E Online LTD.
INDEX TO CONSOLIDATED FINANCIAL STATEMENTS

Audited Consolidated Financial Statements for the years ended December 31, 2019 and 2020

	<u>Page</u>
Report of Independent Registered Public Accounting Firm	F-2
Consolidated Balance Sheets	F-4
Consolidated Statements of Operations	F-5
Consolidated Statements of Comprehensive Income (loss)	F-6
Consolidated Statements of Convertible Preferred Shares and Shareholders' Deficit	F-7
Consolidated Statements of Cash Flows	F-8
Notes to Consolidated Financial Statements	F-9

Unaudited Consolidated Financial Statements for the six months ended June 30, 2020 and 2021

	<u>Page</u>
Interim consolidated Balance Sheets	F-37
Interim consolidated Statements of Operations	F-38
Interim consolidated Statements of Comprehensive Income (loss)	F-39
Interim consolidated Statements of Convertible Preferred Shares and Shareholders' Equity (Deficit)	F-40
Interim consolidated Statements of Cash Flows	F-41
Notes to Interim Consolidated Financial Statements	F-42



Kost Forer Gabbay & Kasierer
144 Menachem Begin Road, Building A
Tel-Aviv 6492102, Israel

Tel: +972-3-6232525
Fax: +972-3-6622555
ey.com

REPORT OF INDEPENDENT REGISTERED PUBLIC ACCOUNTING FIRM

To the Shareholders and Board of Directors of Global-E Online Ltd.

Opinion on the Financial Statements

We have audited the accompanying consolidated balance sheets of Global-E Online Ltd. (the Company) as of December 31, 2019 and 2020, the related consolidated statements of operations, comprehensive income (loss), convertible preferred shares and shareholders' deficit and cash flows for each of the three years in the period ended December 31, 2020, and the related notes (collectively referred to as the "consolidated financial statements"). In our opinion, the consolidated financial statements present fairly, in all material respects, the financial position of the Company at December 31, 2019 and 2020, and the results of its operations and its cash flows for each of the three years in the period ended December 31, 2020, in conformity with U.S. generally accepted accounting principles.

Restatement of the 2020 Financial Statements

As discussed in Note 14 to the consolidated financial statements, the 2020 consolidated financial statements have been restated to correct a misstatement.

Basis for Opinion

These financial statements are the responsibility of the Company's management. Our responsibility is to express an opinion on the Company's financial statements based on our audits. We are a public accounting firm registered with the Public Company Accounting Oversight Board (United States) (PCAOB) and are required to be independent with respect to the Company in accordance with the U.S. federal securities laws and the applicable rules and regulations of the Securities and Exchange Commission and the PCAOB.

We conducted our audits in accordance with the standards of the PCAOB. Those standards require that we plan and perform the audit to obtain reasonable assurance about whether the financial statements are free of material misstatement, whether due to error or fraud. The Company is not required to have, nor were we engaged to perform, an audit of its internal control over financial reporting. As part of our audits we are required to obtain an understanding of internal control over financial reporting but not for the purpose of expressing an opinion on the effectiveness of the Company's internal control over financial reporting. Accordingly, we express no such opinion.

Our audits included performing procedures to assess the risks of material misstatement of the financial statements, whether due to error or fraud, and performing procedures that respond to those risks. Such procedures included examining, on a test basis, evidence regarding the amounts and disclosures in the financial statements. Our audits also included evaluating the accounting principles used and significant estimates made by management, as well as evaluating the overall presentation of the financial statements. We believe that our audits provide a reasonable basis for our opinion.

/s/ KOST FORER GABBAY & KASIERER
A Member of EY Global

[Table of Contents](#)

We have served as the Company's auditor since 2013.

Tel-Aviv, Israel

February 19, 2021 (except for the effects of the share split as described in Note 5a, the effect of the restatement as described in Note 14 and subsequent event as described in Note 15 as to which the date is April 13, 2021)

Global-E Online LTD.
CONSOLIDATED BALANCE SHEETS
(in thousands, except share and per share data)

	As of December 31,		Pro forma ⁽¹⁾
	2019	2020 (As restated)	2020 (Unaudited)
Assets			
Current assets:			
Cash and cash equivalents	5,034	68,637	68,637
Short-term deposits	82	6,457	6,457
Accounts receivable, net	1,942	3,594	3,594
Prepaid expenses and other current assets	10,654	23,047	23,047
Marketable securities	—	16,871	16,871
Funds receivable, including cash in banks	21,608	34,492	34,492
Total current assets	39,319	153,098	153,098
Property and equipment, net	496	717	717
Operating lease right-of-use assets	1,399	4,160	4,160
Long term deposits	1,767	2,223	2,223
Deferred contract acquisition costs, noncurrent	420	729	729
Other assets, noncurrent	198	368	186,380
Total long-term assets	4,280	8,197	194,209
Total assets	43,599	161,295	347,307
Liabilities, Convertible Preferred Shares and Shareholders' (Deficit) Equity			
Current liabilities:			
Accounts payable (including related party payables of \$6,032 and \$14,058 as of December 31, 2019 and 2020, respectively)	9,039	19,057	19,057
Accrued expenses and other current liabilities (including related party payables of \$648 and \$3,120 as of December 31, 2019 and 2020, respectively)	10,558	29,432	29,432
Funds payable to Customers	21,608	34,492	34,492
Short term operating lease liabilities	590	915	915
Total current liabilities	41,795	83,896	83,896
Long-term liabilities:			
Deferred tax liabilities, net	38	105	105
Warrants liabilities to preferred shares	215	5,738	5,738
Long term operating lease liabilities	849	3,513	3,513
Total liabilities	42,897	93,252	93,252
Commitments and contingencies (Note 9)			
Convertible preferred shares, with no par value, 139,169 and 162,875 shares authorized as of December 31, 2019 and 2020, 138,395 and 162,101 issued and outstanding as of December 31, 2019 and 2020; aggregate liquidation preference of \$53,982 and \$113,276 as of December 31, 2019 and 2020	53,732	112,553	112,553
Shareholders' deficit:			
Ordinary shares, with no par value, 5,916,498,600 and 5,902,275,000 shares authorized as of December 31, 2019 and 2020, respectively; 19,720,800, 21,761,400 shares issued and outstanding as of December 31, 2019 and 2020, respectively;	—	—	—
Additional paid-in capital	3,592	8,087	194,099
Accumulated comprehensive income deficit	(56,622)	(52,708)	(52,708)
Total shareholders' (deficit) equity	(53,030)	(44,510)	141,502
Total liabilities, convertible preferred shares and shareholders' (deficit) equity	43,599	161,295	347,307

- (1) The pro forma consolidated balance sheet information gives effect to the vested Shopify warrants, but does not give effect to the conversion of 162,101 Series A, A-1, B-1, B-2, C, D-1 and E preferred shares into 97,260,600 ordinary shares upon the closing of this offering or the exercise of a warrant to purchase 774 Series C preferred shares at an exercise price of \$532.95 per share, which will take place automatically upon the closing of this offering, and the immediate conversion of such Series C preferred shares into 464,400 ordinary shares.

The accompanying notes are an integral part of these consolidated financial statements.

Global-E Online LTD.
CONSOLIDATED STATEMENTS OF OPERATIONS
(in thousands, except share and per share data)

	Year Ended December 31,		
	2018	2019	2020 (As restated)
Revenue	38,640	65,852	136,375
Cost of revenue (including related party costs of \$16,800, \$26,106 and \$53,861 for the years ended December 31, 2018, 2019 and 2020, respectively)	30,050	47,188	92,902
Gross profit	8,590	18,664	43,473
Operating expenses:			
Research and development	9,541	12,034	15,400
Sales and marketing	3,667	4,593	9,838
General and administrative	5,760	6,988	9,822
Total operating expenses	18,968	23,615	35,060
Operating profit (loss)	(10,378)	(4,951)	8,413
Financial expenses, net	1,165	2,559	4,339
Profit (loss) before income taxes	(11,543)	(7,510)	4,074
Provision for income taxes	50	34	160
Net profit (loss)	(11,593)	\$ (7,544)	3,914
Undistributed earnings attributable to participating securities	—	—	3,189
Net earnings (loss) attributable to ordinary shareholders	(11,593)	(7,544)	725
Net earnings (loss) per share attributable to ordinary shareholders, basic	\$ (0.60)	\$ (0.38)	\$ 0.03
Net earnings (loss) per share attributable to ordinary shareholders, diluted	\$ (0.60)	\$ (0.38)	\$ 0.03
Weighted-average shares used in computing net loss per share attributable to ordinary shareholders, basic	19,366,272	19,654,276	21,120,208
Weighted-average shares used in computing net loss per share attributable to ordinary shareholders, diluted	19,366,272	19,654,276	28,637,801

The accompanying notes are an integral part of these consolidated financial statements.

Global-E Online LTD.
CONSOLIDATED STATEMENTS OF COMPREHENSIVE INCOME
(in thousands)

	Year Ended December 31,		
	2018	2019	2020 (As restated)
Net profit (loss)	\$(11,593)	\$(7,544)	\$ 3,914
Other comprehensive income:			
Unrealized gain (loss) on available-for-sale marketable securities, net	—	—	111
Other comprehensive income	—	—	111
Comprehensive income (loss)	(11,593)	(7,544)	4,025

The accompanying notes are an integral part of these consolidated financial statements.

Global-E Online LTD.
CONSOLIDATED STATEMENTS OF CONVERTIBLE PREFERRED SHARES AND SHAREHOLDERS' EQUITY
(in thousands, except share data)

	Convertible Preferred Shares		Ordinary Shares		Additional Paid-in Capital	Accumulated Other Comprehensive Income	Accumulated Deficit	Total Shareholders' Deficit
	Shares	Amount	Shares	Amount				
Balance as of January 1, 2018	<u>110,637</u>	<u>33,853</u>	<u>19,185,600</u>	<u>—</u>	<u>2,912</u>	<u>—</u>	<u>(37,485)</u>	<u>(34,573)</u>
Issuance of Series D-1 convertible preferred shares, net of issuance costs of \$135	27,758	19,879						
Issuance of ordinary shares upon exercise of share options			316,800	—	93			93
Share-based compensation expense					219			219
Net loss							(11,593)	(11,593)
Balance as of December 31, 2018	<u>138,395</u>	<u>53,732</u>	<u>19,502,400</u>	<u>—</u>	<u>3,224</u>	<u>—</u>	<u>(49,078)</u>	<u>(45,854)</u>
Issuance of ordinary shares upon exercise of share options			218,400	—	147			147
Share-based compensation expense					221			221
Net loss							(7,544)	(7,544)
Balance as of December 31, 2019	<u>138,395</u>	<u>53,732</u>	<u>19,720,800</u>	<u>—</u>	<u>3,592</u>	<u>—</u>	<u>(56,622)</u>	<u>(53,030)</u>
Issuance of Series E convertible preferred shares, net of issuance costs of \$473	23,706	58,821						
Issuance of ordinary shares upon exercise of share options			2,040,600	—	539			539
Unrealized gain on available-for-sale marketable securities, net						111		111
Share-based compensation expense (as restated)					3,956			3,956
Net Profit (as restated)							3,914	3,914
Balance as of December 31, 2020 (as restated)	<u>162,101</u>	<u>112,553</u>	<u>21,761,400</u>	<u>—</u>	<u>8,087</u>	<u>111</u>	<u>(52,708)</u>	<u>(44,510)</u>

The accompanying notes are an integral part of these consolidated financial statements.

Global-E Online LTD.
CONSOLIDATED STATEMENTS OF CASH FLOWS
(in thousands)

	Year Ended December 31,		
	2018	2019	2020 (As restated)
Cash flows from operating activities:			
Net profit (loss)	\$(11,593)	\$ (7,544)	\$ 3,914
Adjustments to reconcile net profit (loss) to net cash provided by operating activities:			
Depreciation and amortization	162	171	235
Share-based compensation expense	219	221	3,956
Changes in operating assets and liabilities:			
Accounts receivable	(332)	(1,193)	(1,652)
Prepaid expenses and other assets	(2,557)	(3,916)	(12,273)
Funds receivable	(1,286)	(1,317)	(11,829)
Long-term receivables	—	—	(150)
Funds payable to customers	4,188	12,508	12,884
Operating lease ROU assets	—	(606)	(2,761)
Deferred contract acquisition costs	(260)	(245)	(429)
Accounts payable	1,315	4,131	10,018
Accrued expenses and other liabilities	2,110	4,184	18,874
Deferred tax liabilities	45	(7)	52
Operating lease liabilities	—	636	2,988
Warrants liabilities to preferred shares	2	5	5,523
Net cash provided by (used in) operating activities	<u>(7,987)</u>	<u>7,028</u>	<u>29,350</u>
Cash flows from investing activities:			
Investment in long-term marketable securities	—	—	(16,759)
Purchases of short-term investments	(9)	(43)	(6,375)
Purchases of long-term investments	(1,495)	(145)	(456)
Purchases of property and equipment	(108)	(264)	(456)
Net cash used in investing activities	<u>(1,612)</u>	<u>(452)</u>	<u>(24,046)</u>
Cash flows from financing activities:			
Proceeds from exercise of share options	93	147	539
Issuance of convertible preferred shares, net of issuance costs	19,879	—	58,821
Net cash provided by financing activities	<u>19,972</u>	<u>147</u>	<u>59,360</u>
Net increase in cash, cash equivalents, and restricted cash	10,373	6,723	64,664
Cash and cash equivalents and restricted cash—beginning of period	3,273	13,646	20,369
Cash and cash equivalents and restricted cash—end of period	<u>\$ 13,646</u>	<u>\$20,369</u>	<u>\$ 85,033</u>
Supplemental disclosures of cash flow information:			
Cash paid for income taxes	<u>\$ 8</u>	<u>\$ 65</u>	<u>\$ 68</u>
Supplemental disclosures of noncash investing and financing activities:			
Purchases of property and equipment during the period included in accounts payable	<u>\$ 25</u>	<u>\$ 11</u>	<u>\$ 13</u>
ROU assets and lease liabilities created during the period	<u>\$ —</u>	<u>\$ 1,209</u>	<u>\$ 3,734</u>

The accompanying notes are an integral part of these consolidated financial statements.

Global-e Online Ltd.
NOTES TO CONSOLIDATED FINANCIAL STATEMENT

1. Organization and Description of Business

Global-E Online Ltd. was incorporated on February 21, 2013 under the laws of the state of Israel and commenced operations at that time.

The company and its subsidiaries (together, "Global-E", the "Company") offer a leading platform to enable and accelerate global, direct-to-consumer ("D2C") cross-border e-commerce. The platform was purpose-built for international shoppers to buy seamlessly online and for merchants to sell from, and to, anywhere in the world. The Company's platform localizes the shopper experience in an effort to make international transactions as seamless as domestic ones. The platform increases the conversion of international traffic into sales by removing much of the complexity associated with international e-commerce. The platform provides an integrated solution that creates a localized and frictionless shopper experience and is simple to manage, flexible to adjust and smart in its local market insights and best practices. The vast capabilities of the Company's end-to-end platform include interaction with shoppers in their native languages, market-adjusted pricing, payment options tailored to local market preferences, compliance with local consumer regulations and requirements such as customs duties and taxes, shipping services, after-sales support and returns management. These elements are unified under the Global-e platform to enhance the shopper experience and enable merchants to capture the cross-border opportunity.

2. Summary of Significant Accounting Policies

Basis of Presentation

The accompanying consolidated financial statements have been prepared in accordance with accounting principles generally accepted in the United States of America ("GAAP") and include the accounts of Global-E Online Ltd. and its wholly owned subsidiaries. All intercompany balances and transactions have been eliminated in consolidation.

Reclassifications

Certain prior period amounts have been reclassified in order to conform to the current period presentation.

Use of Estimates

The preparation of consolidated financial statements in conformity with GAAP requires management to make estimates and assumptions that affect the reported amounts of assets and liabilities and disclosure of contingent assets and liabilities at the date of the consolidated financial statements and the reported amounts of revenue and expenses during the reporting periods and accompanying notes. Significant items subject to such estimates and assumptions include, but are not limited to, the allocation of transaction price among various performance obligations, the estimated customer life on deferred contract acquisition costs, the allowance for doubtful accounts, the fair value of financial assets and liabilities; including accounting and fair value of derivatives, the fair value of acquired intangible assets and goodwill, the useful lives of acquired intangible assets and property and equipment, share-based compensation including the determination of the fair value of the Company's ordinary shares, and the valuation of deferred tax assets and uncertain tax positions. The Company bases these estimates on historical and anticipated results, trends and various other assumptions that it believes are reasonable under the circumstances, including assumptions as to future events. Actual results could differ from those estimates.

Global-e Online Ltd.
NOTES TO CONSOLIDATED FINANCIAL STATEMENT

Foreign Currency

The functional currency of the Company is the U.S. dollar. Accordingly, foreign currency assets and liabilities are remeasured into U.S. dollars at the end-of-period exchange rates except for non-monetary assets and liabilities, which are measured at historical exchange rates. Revenue and expenses are remeasured each day at the exchange rate in effect on the day the transaction occurred.

Concentration of Risks

Financial instruments that potentially subject the Company to a concentration of credit risk consist of cash and cash equivalents, restricted cash, short-term deposits, accounts receivable and marketable securities. The Company maintains its cash, cash equivalents, restricted cash, and short-term deposits with high-quality financial institutions mainly in the U.S., UK and Israel, the composition and maturities of which are regularly monitored by the Company.

In the years ended December 31, 2018, 2019 and 2020, the revenue generated by the Company's largest customer was \$12,843, \$16,219 and \$ 24,534, respectively. As of December 31, 2019 and 2020, the net amount due to the Company's largest customer was \$9,570 and \$8,264, respectively.

Cash, Cash Equivalents, and Restricted Cash

Cash and cash equivalents consist of cash in banks. The Company considers all highly liquid investments, with an original maturity of three months or less at the date of purchase, to be cash equivalents. The Company maintains certain cash amounts restricted as to its withdrawal or use. The Company's restricted cash primarily consists of security deposits collateralizing the Company's operating leases.

The following table provides a reconciliation of cash, cash equivalents, and restricted cash reported within the consolidated balance sheets that sum to the total of the same such amounts shown in the consolidated statements of cash flows:

	December 31,		
	2018	2019	2020
Cash and cash equivalents	\$ 9,530	\$ 5,034	\$68,637
Cash and cash equivalents included in funds receivable	\$ 3,947	\$15,138	\$16,193
Restricted cash included in other assets, noncurrent	\$ 169	\$ 197	\$ 203
Total cash, cash equivalents, and restricted cash	<u>\$13,646</u>	<u>\$20,369</u>	<u>\$85,033</u>

Marketable Securities

The Company classifies its marketable securities as available-for-sale at the time of purchase and re-evaluates such classification at each balance sheet date. The Company may sell these securities at any time for use in current operations even if they have not yet reached maturity. As a result, the Company classifies its marketable securities, including those with maturities beyond 12 months, as current assets in the Consolidated Balance Sheets. The Company carries these securities at fair value and records unrealized gains and losses, net of taxes, in accumulated other comprehensive income, which is reflected as a component of shareholders' deficit. The Company periodically evaluates its marketable securities to assess whether those with unrealized loss positions

Global-e Online Ltd.
NOTES TO CONSOLIDATED FINANCIAL STATEMENT

are other-than-temporarily impaired. If the cost of an individual security exceeds its fair value, the Company evaluates, among other factors, general market conditions, the duration and extent to which the fair value is less than the cost basis, and the Company's intent and ability to hold the security. If the Company believes that a decline in fair value is determined to be other-than-temporary, the Company writes down the security to fair value. Realized gains and losses and declines in fair value judged to be other than temporary on available-for-sale marketable securities are reported in interest income, net in the Consolidated Statements of Operations. In the year ended December 31, 2020 the Company did not record any other than temporary impairment in its Consolidated Statements of Operations.

Fair Value Measurements

Fair value is defined as the exchange price that would be received from the sale of an asset or paid to transfer a liability in the principal or most advantageous market for the asset or liability in an orderly transaction between market participants on the measurement date. The Company measures financial assets and liabilities at fair value at each reporting period using a fair value hierarchy which requires the Company to maximize the use of observable inputs and minimize the use of unobservable inputs when measuring fair value. Three levels of inputs may be used to measure fair value:

Level 1—Quoted prices in active markets for identical assets or liabilities.

Level 2—Inputs other than Level 1 that are observable, either directly or indirectly, such as quoted prices for similar assets or liabilities; quoted prices in markets that are not active; or other inputs that are observable or can be corroborated by observable market data for substantially the full term of the assets or liabilities.

Level 3—Unobservable inputs that are supported by little or no market activity and that are significant to the fair value of the assets or liabilities.

Financial instruments consist of cash and cash equivalents, restricted cash, short-term deposits, accounts receivables, accounts payables, accrued liabilities, warrants to convertible preferred shares and marketable securities. Short-term deposits, Cash and cash equivalents, accounts receivable, accounts payable, and accrued liabilities are stated at their carrying value, which approximates fair value due to the short time to the expected receipt or payment date. Warrants exercisable for preferred shares and marketable securities are stated at fair value on a recurring basis. See note 12.

Other Comprehensive Income

The Company accounts for comprehensive income in accordance with Accounting Standards Codification No. 220, "Comprehensive Income" ("ASC No. 220"). This statement establishes standards for the reporting and display of comprehensive income and its components in a full set of general-purpose financial statements. Comprehensive income generally represents all changes in shareholders' deficit during the period except those resulting from investments by, or distributions to shareholders.

The total accumulated other comprehensive income was comprised as follows:

	<u>Year ended December 31, 2020</u>
Beginning balance	\$ —
Net current period other comprehensive income	111
Total accumulated other comprehensive income	<u>\$ 111</u>

Global-e Online Ltd.
NOTES TO CONSOLIDATED FINANCIAL STATEMENT

Accounts Receivable, Net

Accounts receivable are recorded at the invoiced amount and amounts for which revenue has been recognized but not invoiced, net of allowance for doubtful accounts. The allowance for doubtful accounts is based on the Company's assessment of the collectability of accounts. The Company regularly reviews the adequacy of the allowance for doubtful accounts based on a combination of factors, including an assessment of the current customer's aging balance, the nature and size of the customer, the financial condition of the customer, and the amount of any receivables in dispute. Accounts receivable deemed uncollectable are charged against the allowance for doubtful accounts when identified. The allowance of doubtful accounts was not material for the periods presented.

Property and Equipment, Net

Property and equipment are stated at cost net of accumulated depreciation. Depreciation is calculated using the straight-line method over the estimated useful lives of the respective assets. Expenditures for maintenance and repairs are expensed as incurred.

The estimated useful lives of the Company's property and equipment are as follows:

Computer and software	3 years
Furniture and office equipment	3 – 7 years
Leasehold improvements	Shorter of remaining lease term or estimated useful life

Impairment of Long-Lived Assets

The Company evaluates the recoverability of long-lived assets, including property and equipment and intangible assets for possible impairment whenever events or circumstances indicate that the carrying amount of such assets may not be fully recoverable. Such events and changes may include significant changes in performance relative to expected operating results, significant changes in asset use, significant negative industry or economic trends, and changes in the Company's business strategy. Recoverability of these assets is measured by a comparison of the carrying amounts to the future undiscounted cash flows the assets are expected to generate. If such review indicates that the carrying amount of long-lived assets is not recoverable, the carrying amount of such assets is reduced to fair value. There were no impairment charges to long-lived assets during the periods presented.

Capitalized Software Costs

Costs related to software acquired, developed, or modified solely to meet the Company's internal requirements, with no substantive plans to market such software at the time of development are capitalized. Costs incurred during the preliminary planning and evaluation stage of the project and during the post implementation operational stage are expensed as incurred. Costs incurred during the application development stage of the project are capitalized. Maintenance costs are expensed as incurred.

Revenue Recognition

The Company's revenues are comprised of:

1. **Service Fees**—The Company provides merchants a cross-border e-commerce platform which enables to sell their products to consumers worldwide. Revenue is generated as a percentage of the value of transactions that flow through our platform.

Global-e Online Ltd.
NOTES TO CONSOLIDATED FINANCIAL STATEMENT

2. Fulfillment services—The Company offers shipping, handling, and other global delivery services in order to deliver merchants' goods to consumers.

The Company elected to adopt Accounting Standards Codification ("ASC") Topic 606, Revenue from Contracts with Customers ("ASC 606"), effective as of January 1, 2018, utilizing the full retrospective method of adoption. Accordingly, the consolidated financial statements for the years ended December 31, 2018, 2019 and 2020 are presented under ASC 606.

There was no material impact to the Company's consolidated financial statements as a result of this adoption.

In accordance with ASC 606, revenue is recognized when a customer obtains control of promised goods or services are delivered. The amount of revenue recognized reflects the consideration that the Company expects to receive in exchange for these goods or services. To achieve the core principle of this standard, the Company applied the following five steps:

1. Identification of the contract, or contracts, with the customer

The Company determines that it has a contract with a customer when each party's rights regarding the products or services to be transferred can be identified, the payment terms for the services can be identified, the Company has determined the customer has the ability and intent to pay, and the contract has commercial substance. At contract inception, the Company evaluates whether two or more contracts should be combined and accounted for as a single contract and whether the combined or single contract includes more than one performance obligation.

2. Identification of the performance obligations in the contract

Performance obligations promised in a contract are identified based on the products and services that will be transferred to the customer that are both capable of being distinct, whereby the customer can benefit from the products or services either on their own or together with other resources that are readily available from third parties or from the Company, and are distinct in the context of the contract, whereby the transfer of the products and services is separately identifiable from other promises in the contract. The Company identified two distinct performance obligations: service fees and fulfillment services. The Company offers its platform service solution on a standalone basis. Fulfillment services are offered on an optional basis. Customers may choose to utilize or cease utilizing fulfillment services, either in whole or for select markets, at any time and from time to time.

3. Determination of the transaction price

The transaction price is determined based on the consideration to which the Company expects to be entitled in exchange for transferring products or delivery of services to the customer. The Company applied the practical expedient in ASC 606 and did not evaluate payment terms of one year or less for the existence of a significant financing component. Revenue is recognized net of any taxes collected from customers which are subsequently remitted to governmental entities (e.g., sales tax and other indirect taxes).

4. Allocation of the transaction price to the performance obligations in the contract

Contracts that contain multiple performance obligations require an allocation of the transaction price to each performance obligation based on each performance obligation's relative standalone

Global-e Online Ltd.
NOTES TO CONSOLIDATED FINANCIAL STATEMENT

selling price (“SSP”). To determine SSP, the Company maximizes the use of observable standalone sales and observable data, where available. In instances where performance obligations do not have observable standalone sales, the Company uses the expected cost-plus margin approach to estimate the standalone selling price based on a defined matrix that takes into consideration, among others, the weight, volume and shipping lane of the package. The Company also utilizes available information that may include market conditions, pricing strategies, and other observable inputs. In some cases, the Company provides the platform service solution on a standalone basis. (i.e., without the fulfillment services) since fulfillment service is optional. As for the fulfillment services, the Company provides such services only alongside the platform service solution.

5. Recognition of the revenue when, or as, a performance obligation is satisfied

Revenue is recognized at the time the related performance obligation is satisfied by transferring the promised product or delivery of service to the customer. Revenue is recognized in an amount that reflects the consideration that the Company expects to receive in exchange for those products or services.

For each performance obligation identified, the Company is required to determine whether control of the good or service transfers to the customer over time or at a point in time. The assessment of whether control transfers over time or at a point in time is critical to the timing of revenue recognition. The control over the promised services for each of the components is transferred as follow:

- a. **Service Fees**—the revenues are recognized once the transaction is considered completed, when the payment is processed by the Company, and the merchant goods arrive at the Company’s hub. The Company determined it acts as an agent since it does not have control over the goods provided to the shopper, based on the agreement with the merchant. The Company is not primarily responsible for the acceptability of the goods (for example – the quality of the goods provided to the consumer). Furthermore, the Company has no discretion in determining the prices paid by the consumer for the goods. The Company earns a fee based on a fixed percentage of the total amount of the goods. Therefore, revenues derived from the service fees are presented on a net basis.
- b. **Fulfillment services**—the service is recognized over the shipment time starting upon the dispatch to the carrier until it reaches the consumer. The Company determined it acts as a principal since it is the primary obligor to fulfill its promise to its customers, controls the services (i.e. the Company directs other parties to provide services on its behalf), has discretion in determining the carrier it uses to provide the service and bears the risk of loss if the actual cost of the fulfillment service will exceed the fee. Therefore, revenues derived from the fulfillment services are presented on a gross basis.

The Company elected to apply the optional exemption under ASC 606 not to disclose the remaining performance obligations that relate to contracts with an original expected duration of one year or less.

Global-e Online Ltd.
NOTES TO CONSOLIDATED FINANCIAL STATEMENT

Disaggregation of Revenue

The following table summarizes revenue by category:

	Year Ended December 31,					
	2018		2019		2020	
	Amount	Percentage of Revenue	Amount	Percentage of Revenue	Amount	Percentage of Revenue
	(in thousands, except percentages)					
Service fees	12,802	33%	23,498	36%	49,927	37%
Fulfillment services	25,838	67%	42,354	64%	86,448	63%
Total revenue	\$38,640	100%	\$65,852	100%	\$136,375	100%

The Company's revenues from service fees provided on a standalone basis were \$ 178, \$1,002 and \$2,627 for the years ended December 31, 2018, 2019 and 2020, respectively.

The following table summarizes revenue by merchant outbound region:

	Year Ended December 31,					
	2018		2019		2020	
	Amount	Percentage of Revenue	Amount	Percentage of Revenue	Amount	Percentage of Revenue
	(in thousands, except percentages)					
United Kingdom	35,128	91%	51,799	79%	80,122	59%
United States	1,919	5%	9,529	14%	34,140	25%
European Union	1,091	3%	4,344	7%	21,269	15%
Israel	502	1%	180	—	844	1%
Total revenue	\$38,640	100%	\$65,852	100%	136,375	100%

Cost to Obtain a Contract

The Company capitalizes sales commissions paid to sales personnel that are incremental to the acquisition of customer contracts. These costs are recorded as deferred contract acquisition costs on the consolidated balance sheets. The Company determines whether costs should be deferred based on its sales compensation plans and if the commissions are incremental and would not have occurred absent the customer contract.

Sales commissions paid upon the initial acquisition of a customer contract for sales personnel are amortized over an estimated period of benefit of five years. The Company determines the period of benefit for sales commissions paid for the acquisition of the initial customer contract by taking into consideration the estimated technological life of the Company's solution and other factors.

Amortization of sales commissions are consistent with each performance obligation and are included in sales and marketing expense in the consolidated statements of operations. The Company has applied the practical expedient in ASC 606 to expense costs as incurred for costs to obtain a contract with a customer when the amortization period would have been one year or less.

The Company periodically reviews these deferred contract acquisition costs to determine whether events or changes in circumstances have occurred that could impact the period of benefit. There were no impairment losses recorded during the periods presented.

Global-e Online Ltd.
NOTES TO CONSOLIDATED FINANCIAL STATEMENT

The following table represents a rollforward of deferred contract acquisition costs:

	Year Ended December 31,	
	2019	2020
	(in thousands)	
Beginning balance	\$318	\$ 563
Additions to deferred contract acquisition costs	343	618
Amortization of deferred contract acquisition costs	(98)	(194)
Ending balance	\$563	\$ 987
Deferred contract acquisition costs (to be recognized in next 12 months included in other current assets)	\$143	\$ 264
Deferred contract acquisition costs, noncurrent	420	723
Total deferred contract acquisition costs	<u>\$563</u>	<u>\$ 987</u>

Cost of Revenue

Cost of revenue primarily consists of expenses related to fulfillment of its services, which mainly include shipping costs, acquiring costs, payroll and allocated overhead. Overhead is allocated to cost of revenue based on applicable headcount.

Research and Development

Research and development costs include personnel-related expenses associated with the Company's development personnel responsible for the design, development and testing of its products, cost of development environments and tools, and allocated overhead. Research and development costs are expensed as incurred.

Sales and Marketing Costs

Sales and Marketing costs include mainly personnel-related expenses, sales commissions, direct marketing, events, public relations and allocated overhead. Overhead is allocated to sales and marketing based on applicable headcount.

General and Administrative

General and administrative expenses primarily consist of personnel-related expenses, including share-based compensation expenses, associated primarily with our finance, legal, human resources and other operational and administrative functions, professional fees for external legal, accounting and other consulting services, and allocated overhead. We expect to increase the size of our general and administrative function to support the growth of our business, as a result, we expect the dollar amount of our general and administrative expenses to increase for the foreseeable future.

Share-Based Compensation

Share-based compensation expense related to share awards is recognized based on the fair value of the awards granted. The fair value of each option award is estimated on the grant date using the Black-Scholes option pricing model. The Black-Scholes option pricing model requires the input of

Global-e Online Ltd.
NOTES TO CONSOLIDATED FINANCIAL STATEMENT

highly subjective assumptions, including the fair value of the underlying ordinary shares, the expected term of the option, the expected volatility of the price of the Company's ordinary shares, risk-free interest rates, and the expected dividend yield of ordinary shares. The assumptions used to determine the fair value of the option awards represent management's best estimates. These estimates involve inherent uncertainties and the application of management's judgment. The related share-based compensation expense is recognized on a straight-line basis over the requisite service period of the awards, including awards with graded vesting and no additional conditions for vesting other than service conditions. Forfeitures are accounted for as they occur.

Income Taxes

The Company is subject to income taxes in Israel, the U.S., U.K and other foreign jurisdictions. These foreign jurisdictions may have different statutory rates than in Israel. Income taxes are accounted in accordance with ASC 740, *Income Taxes* ("ASC 740"). Deferred tax assets and liabilities are recognized for the future tax consequences attributable to differences between the financial statements carrying amounts of existing assets and liabilities and their respective tax basis as well as operating loss and tax credit carryforwards. Deferred tax assets and liabilities are measured using enacted tax rates expected to apply to taxable income in the years in which those temporary differences are expected to be recovered or settled. The financial effect of changes in tax laws or rates is accounted for in the period of enactment. Valuation allowances are provided when necessary to reduce deferred tax assets to the amount expected to be realized.

The Company recognizes income tax benefits from uncertain tax positions only if it believes that it is more likely than not that the tax position will be sustained upon examination by the taxing authorities based on the technical merits of the position. The tax benefits recognized in the financial statements from such uncertain tax positions are then measured based on the largest benefit that is more likely than not to be realized upon the ultimate settlement. Although the Company believes that it has adequately reserved for its uncertain tax positions (including net interest and penalties), it can provide no assurance that the final tax outcome of these matters will not be materially different. The Company makes adjustments to these reserves when facts and circumstances change, such as the closing of a tax audit or the refinement of an estimate. To the extent that the final tax outcome of these matters is different from the amounts recorded, such differences will affect the provision for income taxes in the period in which such determination is made.

Net Earnings (Loss) Per Share Attributable to Ordinary Shareholders

The Company computes net earnings (loss) per share using the two-class method required for participating securities. The two-class method requires income available to ordinary shareholders for the period to be allocated between ordinary shares and participating securities based upon their respective rights to receive dividends as if all income for the period had been distributed. The Company considers its convertible preferred shares to be participating securities as the holders of the convertible preferred shares would be entitled to dividends that would be distributed to the holders of ordinary shares, on a pro-rata basis assuming conversion of all convertible preferred shares into ordinary shares. These participating securities do not contractually require the holders of such shares to participate in the Company's losses. During the periods when the Company was in a net loss position, the net loss attributable to common shareholders was not allocated to the convertible preferred shares under the two-class method as these securities do not have a contractual obligation to share in our losses. The Company's basic net earnings (loss) per share is calculated by dividing net earnings (loss) attributable to ordinary shareholders by the weighted-average number of shares of ordinary shares outstanding for the period, without consideration of potentially dilutive securities.

Global-e Online Ltd.
NOTES TO CONSOLIDATED FINANCIAL STATEMENT

The diluted net earnings (loss) per share is calculated by giving effect to all potentially dilutive securities outstanding for the period using the treasury share method or the if-converted method based on the nature of such securities. During the periods when there is a net loss attributable to common shareholders, potentially dilutive common share equivalents have been excluded from the calculation of diluted net loss per share attributable to common shareholders as their effect is anti-dilutive.

Segment Information

The Company operates in one operating and reportable segment. Operating segments are defined as components of an enterprise about which separate financial information is evaluated regularly by the chief operating decision maker, who is the Company's chief executive officer ("CEO"), in deciding how to allocate resources and assessing performance. The Company's chief operating decision maker allocates resources and assesses performance based upon discrete financial information at the consolidated level.

Revenue by geographical region can be found in the revenue recognition disclosures in Note 2 above. The following table presents the Company's property and equipment, net of depreciation and amortization, by geographic region:

	<u>December 31,</u>		
	<u>2018</u>	<u>2019</u>	<u>2020</u>
	(in thousands)		
Israel	\$ 359	\$ 348	\$ 504
United Kingdom	41	136	149
Rest of world	4	12	64
Total property and equipment, net	<u>\$404</u>	<u>\$496</u>	<u>\$717</u>

Legal Proceedings

In the ordinary course of business, the Company may be subject from time to time to various proceedings, lawsuits, disputes, or claims. The Company investigates these claims as they arise. Although claims are inherently unpredictable, the Company is currently not aware of any matters that, if determined adversely to the Company, would individually or taken together, have a material adverse effect on its business, financial position, results of operations, or cash flows.

Israeli Severance Pay

Pursuant to Israel's Severance Pay Law, Israeli employees are entitled to severance pay equal to one month's salary for each year of employment, or a portion thereof. The Company has elected to include its employees in Israel under Section 14 of the Severance Pay Law, under which these employees are entitled only to monthly deposits made in their name with insurance companies, at a rate of 8.33% of their monthly salary. These payments release the Company from any future obligation under the Israeli Severance Pay Law to make severance payments in respect of those employees; therefore, any liability for severance pay due to these employees, and the deposits under Section 14 are not recorded as an asset in the consolidated balance sheets. During the years ended December 31, 2019 and 2020, the Company recorded \$646 and \$838, respectively, in severance expenses related to these employees.

Global-e Online Ltd.
NOTES TO CONSOLIDATED FINANCIAL STATEMENT

Deferred Offering Costs

Deferred offering costs consist primarily of accounting, legal, and other fees related to the Company's proposed IPO. Upon consummation of the IPO, the deferred offering costs will be reclassified to shareholders' (deficit) equity and recorded against the proceeds from the offering. In the event the offering is aborted, deferred offering costs will be expensed. As of December 31, 2020, the Company has capitalized \$150.

Warrants liabilities to preferred shares

Warrants to purchase the Company's convertible preferred and common stock are classified as a liability on the balance sheet and measured at fair value. The Company measures the warrants at fair value by applying the Option Pricing Method ("OPM") in each reporting period until they are exercised or expired, with changes in the fair value being recognized in the Company's statement of operations as financial income or expense, as appropriate.

Funds receivable and payable to customers

Funds receivable represent cash received or settled from end-customers via third-party payment service providers, which flows through a Company bank account for payment to the Company's customers. This cash and related receivables represent the total amount due to the Company's customers and as such, a liability for the same amount is recorded to funds payable to customers.

Recently Adopted Accounting Pronouncements

As an "emerging growth company," the Jumpstart Our Business Startups Act ("JOBS Act") allows the Company to delay adoption of new or revised accounting pronouncements applicable to public companies until such pronouncements are made applicable to private companies. The Company has elected to use this extended transition period under the JOBS Act. The adoption dates discussed below reflect this election.

In June 2018, the FASB issued ASU 2018-07, "Compensation—Stock Compensation (Topic 718): Improvements to Nonemployee Share-Based Payment Accounting" (ASU 2018-07). ASU 2018-07 was issued to simplify several aspects of the accounting for nonemployee share-based payment transactions resulting from expanding the scope of Topic 718, "Compensation—Stock Compensation", to include share-based payment transactions for acquiring goods and services from nonemployees. The amendments specify that Topic 718 applies to all share-based payment transactions in which a grantor acquires goods or services to be used or consumed in a grantor's own operations by issuing share-based payment awards. The Company has adopted the standard at January 1, 2019, which did not have a material impact on the consolidated financial statements.

In February 2016, the FASB issued ASU 2016-02, Leases (Topic 842). This new standard introduced a number of changes, primarily the recognition of lease assets and lease liabilities by lessees for those leases classified as operating leases. The new standard retained the distinction between finance leases and operating leases and the classification criteria between the two types remains substantially similar. Also, lessor accounting remained largely unchanged from previous guidance.

The standard requires a modified retrospective transition approach to recognize and measure leases at the initial application. The Company adopted the standard as of January 1, 2019, using a

Global-e Online Ltd.
NOTES TO CONSOLIDATED FINANCIAL STATEMENT

modified retrospective transition approach and elected to use the effective date as the date of initial application. The Company adopted the “package of practical expedients”, which permits it not to reassess under the new standard its prior conclusions about lease identification, lease classification and initial direct costs.

The standard did not have a material impact on the Company’s consolidated balance sheets which resulted in the recognition of right of use (“ROU”) assets and lease liabilities of \$793 and \$803, respectively, on January 1, 2019. See note 6.

In January 2017, the FASB issued ASU 2017-04, Simplifying the Test for Goodwill Impairment (Topic 350). This standard eliminates Step 2 from the goodwill impairment test, instead requiring an entity to recognize a goodwill impairment charge for the amount by which the goodwill carrying amount exceeds the reporting unit’s fair value. This guidance is effective for interim and annual goodwill impairment tests in fiscal years beginning after December 15, 2019 with early adoption permitted. This guidance must be applied on a prospective basis. The new guidance was adopted by the Company on January 1, 2020 with no impact on its consolidated financial statements and related disclosures.

Recently issued accounting standards, not yet adopted by the Company

In June 2016, the FASB issued ASU No. 2016-13, Financial Instruments—Credit Losses (Topic 326): Measurement of Credit Losses on Financial Instruments, which replaces the existing incurred loss impairment model with an expected credit loss model and requires a financial asset measured at amortized cost to be presented at the net amount expected to be collected. The guidance will be effective for the Company beginning January 1, 2023, and interim periods therein. Early adoption is permitted. The Company is currently evaluating the effect that ASU 2016-13 will have on its consolidated financial statements and related disclosures.

In August 2018, the FASB issued ASU No. 2018-15, Intangibles-Goodwill and Other-Internal-Use Software (Subtopic 350-40): Customer’s Accounting for Implementation Costs Incurred in a Cloud Computing Arrangement That Is a Service Contract, which aligns the requirements for capitalizing implementation costs incurred in a hosting arrangement that is a service contract with the requirements for capitalizing implementation costs incurred to develop or obtain internal-use software. The new standard requires capitalized costs to be amortized on a straight-line basis generally over the term of the arrangement, and the financial statement presentation for these capitalized costs would be the same as that of the fees related to the hosting arrangements. The guidance will be effective for the Company beginning January 1, 2021, and interim periods in fiscal years beginning January 1, 2022. Early adoption is permitted. The Company is currently evaluating the effect that ASU 2018-15 will have on its consolidated financial statements and related disclosures.

In December 2019, the FASB issued ASU No. 2019-12, Income Taxes (Topic 740): Simplifying the Accounting for Income Taxes, which simplifies the accounting for income taxes by removing a variety of exceptions within the framework of ASC 740. These exceptions include the exception to the incremental approach for intraperiod tax allocation in the event of a loss from continuing operations and income or a gain from other items (such as other comprehensive income), and the exception to using general methodology for the interim period tax accounting for year-to-date losses that exceed anticipated losses. The guidance will be effective for the Company beginning January 1, 2022, and interim periods in fiscal years beginning January 1, 2023. Early adoption is permitted. The Company is currently evaluating the effect that ASU 2019-12 will have on its consolidated financial statements and related disclosures.

Global-e Online Ltd.
NOTES TO CONSOLIDATED FINANCIAL STATEMENT

Consolidated Balance Sheet Components**3. Property and Equipment, Net**

Property and equipment, net consisted of the following:

	December 31,	
	2019	2020
	(in thousands)	
Computer and software	\$ 689	\$ 998
Furniture and office equipment	140	162
Leasehold improvements	212	263
Property and equipment, gross	1,041	1,423
Less: accumulated depreciation and amortization	(545)	(706)
Property and equipment, net	<u>\$ 496</u>	<u>\$ 717</u>

Depreciation and amortization expense were \$162, \$171 and \$235 for the years ended December 31, 2018, 2019 and 2020, respectively. During the year ended December 31, 2020, the Company wrote-off \$74 of fully depreciated assets.

4. Accrued Expenses and Other Current Liabilities

Accrued expenses and other current liabilities consisted of the following:

	December 31,	
	2019	2020
	(in thousands)	
Accrued Expenses	\$ 1,455	\$ 3,769
Accrued indirect taxes and related liabilities	6,325	15,301
Accrued compensation and benefits	2,159	4,589
Advancements from customers	—	4,417
Other current liabilities	619	1,356
Accrued expenses and other current liabilities	<u>\$10,558</u>	<u>29,432</u>

5. Convertible Preferred shares, shareholders' Deficit and Equity incentive Plan

a. General:

The ordinary shares entitle their holders to receive notice to participate and vote in general meetings of the Company, the right to share in distributions upon liquidation of the Company, and to receive dividends, if declared.

On March 21, 2021, the Company's shareholders approved the change to the par value of the Company's ordinary and convertible preferred shares share capital from NIS 0.01 par value to no par value. The change in par value has not yet been filed with and by the Israel Corporate Registrar, which filing is declarative in nature.

On March 21, 2021, the Company's shareholders approved a share split of the Company's ordinary shares at a ratio of 1-to 600. As a result of the share split, (i) every one authorized, issued and outstanding ordinary share was increased to six hundred (600) authorized, issued and

Global-e Online Ltd.
NOTES TO CONSOLIDATED FINANCIAL STATEMENT

outstanding ordinary shares, (ii) the number of ordinary shares into which each outstanding option to purchase an ordinary share is exercisable was proportionally increased on a 1-to 600 basis, (iii) all share prices and exercise prices were proportionally decreased. All of the share numbers, share prices, and exercise prices have been adjusted within these consolidated financial statements, on a retroactive basis, to reflect this 1-to 600 share split, and (iv) the conversion ratio for the convertible preferred shares to ordinary shares was updated to a 1-to 600 basis.

All references to ordinary and convertible preferred shares amounts and per share amounts have been retroactively restated to reflect the change in par value as if it had taken place as of the beginning of the earliest period presented.

b. Share options plans:

In 2013, the Company adopted the Global-e Online Ltd. 2013 Share Incentive Plan ("2013 Plan"), under which the Company may grant various forms of equity incentive compensation at the discretion of the board of directors, including share options. The awards have varying terms, but generally vest over four years. Share options expire 10 years after the date of grant. The Company issues new ordinary shares upon exercise of share options.

In February 2019, the Company extended the contractual term for all share option grants from 7 years to 10 years. The Company concluded that the extension of the contractual term for all share option grants modified the terms of all outstanding share options held by employees and nonemployees.

As of December 31, 2018, 2019 and 2020, the Company's board of directors had authorized 10,606,800, 10,606,800 and 15,888,600 ordinary shares to be reserved for the grant of awards under the 2013 Plan, respectively.

A summary of share option activity under the Company's equity incentive plan and related information is as follows:

	<u>Options Outstanding</u>				
	Shares Available for Grant	Outstanding Share Options	Weighted-Average Exercise Price	Weighted-Average Remaining Contractual Life (Years)	Aggregate Intrinsic Value
	(in thousands, except share, life and per share data)				
Balance as of December 31, 2019	1,452,000	9,154,800	\$ 0.71	6.98	\$ 548.54
Shares Authorized	5,281,800	—			
Granted	(5,473,800)	5,473,800	\$ 3.58	9.42	\$ 44,948.34
Exercised	2,040,600	(2,040,600)	\$ 0.26		\$ 6,929.84
Forfeited	65,400	(65,400)	\$ 1.34		
Balance as of December 31, 2020	<u>3,366,000</u>	<u>12,522,600</u>	\$ 2.04	7.83	\$122,449.00
Exercisable as of December 31, 2020		<u>5,035,200</u>	\$ 0.68	6.02	56,084.01

The weighted-average grant date fair value of options granted during the years ended December 31, 2018, 2019 and 2020, was \$0.16, \$0.13 and \$3.05, respectively. As of December 31,

Global-e Online Ltd.
NOTES TO CONSOLIDATED FINANCIAL STATEMENT

2020, unrecognized share-based compensation cost related to unvested share options was \$15,281, which is expected to be recognized over a weighted-average period 2.94 years.

The Black-Scholes assumptions used to value the employee options at the grant dates are as follows:

	Year Ended December 31,		
	2018	2019	2020
Expected term (years)	6.11	6.11	6.11
Expected volatility	72.7%	70.0%	70.0%
Risk-free interest rate	2.6% - 3.0%	1.7% - 2.6%	0.37% - 1.45%
Expected dividend yield	0.0%	0.0%	0.0%

These assumptions and estimates were determined as follows:

- **Fair Value of Ordinary Shares.** As the Company's ordinary shares are not publicly traded, the fair value was determined by the Company's board of directors, with input from management and valuation reports prepared by third-party valuation specialists.
- **Risk-Free Interest Rate.** The risk-free rate for the expected term of the options is based on the Black-Scholes option-pricing model on the yields of U.S. Treasury securities with maturities appropriate for the expected term of employee share option awards.
- **Expected Term.** The expected term represents the period that options are expected to be outstanding. For option grants that are considered to be "plain vanilla," the Company determines the expected term using the simplified method. The simplified method deems the term to be the average of the time-to-vesting and the contractual life of the options.
- **Expected Volatility.** Since the Company has no trading history of its ordinary shares, the expected volatility is derived from the average historical share volatilities of several unrelated public companies within the Company's industry that the Company considers to be comparable to its own business over a period equivalent to the option's expected term.
- **Expected Dividend Yield.** The Company has never declared or paid any cash dividends and does not presently plan to pay cash dividends in the foreseeable future. As a result, an expected dividend yield of zero percent was used.

Share-Based Compensation

The share-based compensation expense by line item in the accompanying consolidated statements of operations is summarized as follows:

	Year Ended December 31,		
	2018	2019	2020
	(in thousands)		
Cost of revenue	\$ 1	\$ 2	\$ 10
Research and development	82	79	507
Sales and marketing	40	22	442
General and administrative	96	118	2,997
Total share-based compensation expense	<u>\$219</u>	<u>\$221</u>	<u>\$ 3,956</u>

Global-e Online Ltd.
NOTES TO CONSOLIDATED FINANCIAL STATEMENT

c. Convertible Preferred Shares

In April 2020, the Company issued 23,706 shares of Series E convertible preferred shares ("Series E Preferred Shares") for \$2,498.65 per share for total gross proceeds of \$59,294. Issuance costs were \$473.

Convertible preferred shares at December 31, 2019 consisted of the following:

	December 31, 2019		
	Designated Shares Authorized	Shares Issued and Outstanding	Aggregate Liquidation Preference
	(in thousands, except share data)		
Series A	19,298	19,298	\$ 2,050
Series A-1	20,364	20,364	3,500
Series B-1	37,361	37,361	15,000
Series B-2	17,792	17,792	5,000
Series C	15,822	15,822	8,432
Series D-1	27,758	27,758	20,000
Total convertible preferred shares	<u>138,395</u>	<u>138,395</u>	<u>\$ 53,982</u>

Convertible preferred shares at December 31, 2020 consisted of the following:

	December 31, 2020		
	Designated Shares Authorized	Shares Issued and Outstanding	Aggregate Liquidation Preference
	(in thousands, except share data)		
Series A	19,298	19,298	\$ 2,050
Series A-1	20,364	20,364	3,500
Series B-1	37,361	37,361	15,000
Series B-2	17,792	17,792	5,000
Series C	15,822	15,822	8,432
Series D-1	27,758	27,758	20,000
Series E	23,706	23,706	59,294
Total convertible preferred shares	<u>162,101</u>	<u>162,101</u>	<u>\$ 113,276</u>

The holders of the convertible preferred shares have the following rights, preferences and privileges:

Dividend and liquidation participation right—in the event of any distribution of proceeds or assets, whether voluntary or involuntary, by way of distribution of dividend or other participation right ("Liquidation Event"), the distribution of such assets or dividend shall be made according to the following provisions, order and preference.

Subject to the provisions, order and preference explained below, the profits of the Company shall be distributable to the shareholders of the Company according to the proportion of the par value of the shares held by them at the date so appointed by the Company, without regard to the premium paid in excess of the nominal value.

Global-e Online Ltd.
NOTES TO CONSOLIDATED FINANCIAL STATEMENT

In connection with any Liquidation Event or distribution of any dividends or assets, the proceeds will be distributed as follows: the holders of Series E Preferred Shares receive the greater of: (A) if the Liquidation Event occurs within three (3) years after the issue date of the Series E Preferred Shares (the "Series E Closing", which took place on April 30, 2020), one and five tenths times (1.50x) the original issue price of the Series E convertible preferred shares ("Original Series E Issue Price"), plus any dividends declared but unpaid thereon, less any amount previously paid as dividends or otherwise in preference on such shares, and (B) if the Liquidation Event occurs after the lapse of three (3) years after the Series E Closing, one and three tenths times (1.30x) the Original Series E Issue Price plus any dividends declared but unpaid thereon, less any amount previously paid as dividends or otherwise in preference on such shares and (ii) such amount per share as would have been payable had all the shares of Series E Preferred Shares been converted into ordinary shares immediately prior to such Liquidation Event; thereafter, holders of Series D-1 Preferred Shares get a 1.25X preference; thereafter, holders of Series C convertible preferred shares ("Series C Preferred Shares"), Series B-1 convertible shares ("Series B-1 Preferred Shares") and Series B-2 convertible preferred shares ("Series B-2 Preferred Shares") (together), Series A-1 convertible preferred shares ("Series A-1 Preferred Shares") and Series A convertible preferred shares ("Series A Preferred Shares") (in such order) get a 1X preference (in each case calculated based on the original issue price of such convertible preferred shares and plus any dividends declared but unpaid thereon, less any amount previously paid as dividends or otherwise in preference on such shares); and thereafter all preferred shares and ordinary shares get the residual on a pro rata basis, subject to a 2.25X cap for the Series D-1 Preferred Shares, a 2X cap for the Series C Preferred Shares, a 2.4X cap for the Series B-1 Preferred Shares and the Series B-2 Preferred Shares and a 3X cap for the Series A Preferred Shares and the Series A-1 Preferred Shares; in each case where the foregoing caps are met, the holders of such preferred shares will be entitled to receive the greater of (a) such cap less amounts previously paid in preference on such shares and (b) such amount per share as would have been payable had all shares of such class been converted into ordinary shares. Notwithstanding the foregoing, if the Company issues preferred shares that are senior to the Series D-1 Preferred Shares and, upon a Liquidation Event, the Series D-1 Preferred Shares would have received (not accounting for the issuance of such senior preferred shares) an amount that is (i) less than 2.25X and (ii) more than the amount they would have received giving effect to the more senior preferred, then the holders of Series D-1 Preferred Shares will get, prior to the more senior preferred shares, an amount equal to the excess of the preceding clause (ii) relative to clause (i), provided that in any event the amount paid to the Series D-1 Preferred Shares will be subject to a 2.25X cap.

Conversion rights and automatic conversion—Each preferred share shall automatically be converted into Ordinary Shares in accordance with the then applicable conversion ratio (with the Conversion Ratio in connection with the IPO being 600 Ordinary Shares for 1 Preferred Share) upon the earlier of: (i) the consummation of a qualifying IPO ("QIPO"), provided, however, that (A) (x) if the QIPO occurs within three (3) years after the Series E Closing and the price per share in the QIPO is less than one and five tenths times (1.50x) the Original Series E Issue Price, then the conversion price of the Series E Preferred Shares shall be adjusted, upon the closing of such QIPO, such that each Series E Preferred Share shall be converted into such number of Ordinary Shares equal to a fraction, the numerator of which is a number equal to one and five tenths times (1.50x) the Original Series E Issue Price, and the denominator of which is the price per Ordinary Share at which the Company's Ordinary Shares are offered to the public in the QIPO, and (y) if the QIPO occurs after the lapse of three (3) years after the Series E Closing and the price per share in the QIPO is less than one and three tenths times (1.30x) the Original Series E Issue

Global-e Online Ltd.
NOTES TO CONSOLIDATED FINANCIAL STATEMENT

Price, then the conversion price of the Series E Preferred Shares shall be adjusted, upon the closing of such QIPO, such that each Series E Preferred Share shall be converted into such number of Ordinary Shares equal to a fraction, the numerator of which is a number equal to one and three tenths times (1.30x) the Original Series E Issue Price, and the denominator of which is the price per Ordinary Share at which the Company's Ordinary Shares are offered to the public in the QIPO, and (B) if the price per share in the QIPO is less than two and twenty-five one-hundredths times (2.25x) the original issue price of the Series D-1 Preferred Shares ("Original Series D-1 Issue Price"), then the conversion price shall be adjusted, upon the closing of such QIPO, such that each Series D-1 Preferred Share, shall be converted into a number of Ordinary Shares equal to a fraction, the numerator of which is a number equal to two and twenty-five one-hundredths times (2.25x) the Original Series D-1 Issue Price, and the denominator of which is the price per Ordinary Share at which the Company's Ordinary Shares are offered to the public in the QIPO; (ii) with respect to the Series C Preferred Shares, Series B-1 Preferred Shares, Series B-2 Preferred Shares, Series A-1 Preferred Shares, and Series A Preferred Shares (collectively, the "Preferred C/B-1/B-2/A-1/A Shares"), the affirmative vote or written consent of the holders of at least 70% of the then outstanding Preferred C/B-1/B-2/A-1/A Shares, on an as converted basis, voting as a single class; (iii) with respect to the Series E Preferred Shares, the affirmative vote or written consent of the Preferred E Majority; (iv) with respect to the Series D-1 Preferred Shares, the affirmative vote or written consent of the holders of a majority of the then outstanding Series D-1 Preferred Shares; or (v) with respect to all Preferred Shares, the affirmative vote or written consent of the super majority voting rights—Each holder of convertible preferred shares is entitled to the number of votes equal to the number of ordinary shares into which such shares of convertible preferred shares could be converted at the record date.

Founders no sale—Until the earlier of an IPO or a Merger and Acquisition, no Founder shall transfer any of its equity securities; provided, however, that as of the lapse of twenty-four (24) months from the Series E Closing (the "Drop Date"), each Founder shall be entitled to transfer up to twelve and a half percent (12.5%) of such Founder's shareholdings (as of immediately prior to the Series E Closing) in the aggregate; and provided, further, that any such transfer by a Founder shall be subject to the Rights of First Refusal and Co-Sale Rights. For the avoidance of doubt, the Founders will not be entitled to transfer shares that are subject to any reverse vesting terms. Notwithstanding the above, a Founder may transfer its equity securities to certain permitted transferees and in connection with an IPO or a Merger and Acquisition. Additionally, this shall not apply to (i) any equity securities purchased or acquired by the Founder for consideration after the Series E Closing, and (ii) any secondary sale by the Founders approved by the Board, with the affirmative vote or written consent of the Preferred Directors Majority Customary right of first refusal—On the basis of all or nothing; shareholders holding at least 3% have such right, and co-sale rights (to which only the founders are subject, other than with respect to a permitted transferee). Upon the transfer of shares in violation of the co-sale right and/or the right of first offer (a "Prohibited Transfer"), the other shareholders who have the right of first offer or the co-sale rights, in addition to remedies under applicable law, will have a put option against the transferor as to such number of shares each such shareholder would have been entitled to transfer to the third-party transferee had the Prohibited Transfer been effected in compliance with the articles; and the transferor will reimburse each such other shareholder for its fees and expenses, including reasonable legal fees and expenses.

Global-e Online Ltd.
NOTES TO CONSOLIDATED FINANCIAL STATEMENT

The Company has the following ordinary shares reserved for future issuance:

	December 31,	
	2019	2020
Conversion of convertible preferred shares	83,037,000	97,260,600
Outstanding share options	9,154,800	12,522,600
Remaining shares available for future issuance under the 2013 Plan	1,452,000	3,366,000
Total shares of ordinary shares reserved	<u>93,643,800</u>	<u>113,149,200</u>

Third Party Share Transactions

In April and November 2020, the Company recorded \$1,346 and \$809, respectively, of share-based compensation expenses associated with the two secondary share purchase transactions during the year ended December 31, 2020.

The secondary share purchase transactions were executed among certain of the Company's founders, employees, and shareholders. The April 2020 secondary share purchase transaction was consummated concurrently with the issuance of the Company's Series E convertible preferred shares. The Company assessed the impact of these transactions as holders of economic interest in the Company acquired shares from the Company's employees and founders at a price in excess of fair value of such shares. Accordingly, the Company recognized such excess value as share-based compensation expense.

6. Leases

On January 1, 2019, the Company adopted Topic 842 and elected the available practical expedient to recognize the cumulative effect of initially adopting Topic 842 as an adjustment to the opening balance sheet of the period of adoption (i.e., January 1, 2019). In addition, the Company elected not to apply the transition requirements for leases for which the lease term is less than 12 months.

The Company's leases include offices worldwide, as well as car leases, which are all classified as operating leases. Certain leases include renewal options that are under the Company's sole discretion. The renewal options were included in the ROU and liability calculation if it was reasonably certain that the Company will exercise the option.

The components of lease expense and supplemental cash flow information related to leases for the years ended December 31, 2019 and 2020 were as follows:

	Year ended	Year ended
	<u>December 31, 2019</u>	<u>December 31, 2020</u>
Components of lease expenses		
Operating lease cost	\$ 655	\$ 1,023
Short-term lease	<u>\$ 22</u>	<u>\$ 66</u>
Total lease expenses	<u>\$ 677</u>	<u>\$ 1,089</u>

Global-e Online Ltd.
NOTES TO CONSOLIDATED FINANCIAL STATEMENT

	<u>Year ended</u> <u>December 31, 2019</u>	<u>Year ended</u> <u>December 31, 2020</u>
Supplemental cash flow information		
Cash paid for amounts included in the measurement of lease liabilities	\$ 684	\$ 1,017
Supplemental non-cash information related to lease liabilities from obtaining ROU assets	\$ 1,209	\$ 3,734

For the year ended December 31, 2020, the weighted average remaining lease term is 7 years, and the weighted average discount rate is 3.45 percent. The discount rate was determined based on the estimated collateralized borrowing rate of the Company, adjusted to the specific lease term and location of each lease.

Maturities of lease liabilities as of December 31, 2020 were as follows:

	<u>December 31,</u> <u>2020</u> <u>(in thousands)</u>
Year Ending December 31,	
2021	\$ 941
2022	833
2023	697
2024	366
2025	366
Thereafter	1,430
Total operating lease payments	\$ 4,633
Less: imputed interest	205
Total	\$ 4,428

7. Income Taxes

Ordinary taxable income in Israel is subject to a corporate tax rate of 23%.

The Company's subsidiaries are separately taxed under the domestic tax laws of the jurisdiction of incorporation of each entity.

The components of the net profit (loss) before the provision for income taxes were as follows:

	<u>Year Ended December 31,</u>		
	<u>2018</u>	<u>2019</u>	<u>2020</u>
	(in thousands)		
Israel	(11,437)	(4,932)	1,293
Foreign	(106)	(2,578)	2,781
Total	(11,543)	(7,510)	4,074

Global-e Online Ltd.
NOTES TO CONSOLIDATED FINANCIAL STATEMENT

The provision for income taxes was as follows:

	Year Ended December 31,		
	2018	2019	2020
	(in thousands)		
Current:			
Israel	\$ —	\$ —	\$ 16
Foreign	5	41	92
Total current income tax expense	<u>5</u>	<u>41</u>	<u>\$ 108</u>
Deferred:			
Israel	—	—	—
Foreign	45	(7)	52
Total deferred income tax (benefit) expense	<u>45</u>	<u>(7)</u>	<u>52</u>
Total provision for income taxes	<u>\$ 50</u>	<u>\$ 34</u>	<u>\$ 160</u>

A reconciliation of the Company's theoretical income tax expense to actual income tax expense is as follows:

	Year Ended December 31,		
	2018	2019	2020
	(in thousands)		
Theoretical income tax expense (benefit)	\$(2,655)	\$(1,727)	\$ 937
Change in valuation allowance	2,409	1,506	(2,235)
Foreign tax rate differentials	(29)	56	(150)
Share-based compensation	(1)	26	910
Non-deductible expenses	213	122	1,290
Foreign exchange impact	85	(41)	(357)
Other	28	92	(235)
Total	<u>\$ 50</u>	<u>\$ 34</u>	<u>\$ 160</u>

Deferred income taxes reflect the net tax effects of temporary differences between the carrying amounts of assets and liabilities for financial reporting purposes and the amounts used for income tax purposes.

Global-e Online Ltd.
NOTES TO CONSOLIDATED FINANCIAL STATEMENT

The following table presents the significant components of the Company's deferred tax assets and liabilities:

	December 31,	
	2019	2020
	(in thousands)	
Deferred tax assets:		
Net operating loss carryforwards	9,064	6,052
Research and development expenses	2,347	2,889
Leasing liabilities	331	1,018
Accruals and reserves	161	296
Gross deferred tax assets	11,903	10,255
Valuation allowance	(11,490)	(9,255)
Total deferred tax assets	413	1,000
Deferred tax liabilities:		
Deferred contract acquisition costs	111	90
Leasing assets	322	957
Property and equipment	18	43
Gross deferred tax liabilities	451	1,090
Net deferred taxes	\$ 38	\$ 90

A valuation allowance is provided when it is more likely than not that the deferred tax assets will not be realized. The Company has established a valuation allowance to offset the deferred tax assets at December 31, 2019 and 2020 due to the uncertainty of realizing future tax benefits from its net operating loss carryforwards and other deferred tax assets. The net change in the total valuation allowance for the year ended December 31, 2020 was a decrease of \$2,235.

As of December 31, 2020, the Company had approximately \$23,824 in net operating loss carryforwards in Israel that can be carried forward indefinitely.

The Company has net operating losses from prior tax periods which may be subjected to examination in future periods. As of December 31, 2020, the Company's tax years until December 31, 2014 are subject to statutes of limitation in Israel.

The Company did not recognize any uncertain tax positions as of December 31, 2019 and 2020.

Global-e Online Ltd.
NOTES TO CONSOLIDATED FINANCIAL STATEMENT

10. Net Earnings (Loss) Per Share Attributable to Ordinary Shareholders

The following table sets forth the computation of basic and diluted net loss per share attributable to ordinary shareholders for the periods presented:

	Year Ended December 31,		
	2018	2019	2020
(in thousands, except share and per share data)			
Basic net profit (loss) per share			
<u>Numerator:</u>			
Allocation of net profit (loss)	(11,593)	(7,544)	3,914
Net income allocated to preferred shareholders	—	—	3,189
Allocation of net profit (loss) attributable to Ordinary shareholders			725
<u>Denominator:</u>			
Weighted-average shares used in computing net profit (loss) per share attributable to Ordinary shareholders	19,366,272	19,654,276	21,120,208
Basic net profit (loss) per share attributable to Ordinary shareholders	<u>(0.60)</u>	<u>(0.38)</u>	<u>0.03</u>
Diluted net profit (loss) per share			
<u>Numerator:</u>			
Allocation of net profit (loss) attributable for diluted computation	(11,593)	(7,544)	725
<u>Denominator:</u>			
Shares used in computing net earnings per share of ordinary share, basic	19,366,272	19,654,276	21,120,208
Weighted average effect of dilutive securities—effect of stock-based awards	—	—	7,517,593
Weighted-average shares used in computing net profit (loss) per share attributable to Ordinary shareholders	19,366,272	19,654,276	28,637,801
Diluted net profit (loss) per share attributable to ordinary shareholders	<u>(0.60)</u>	<u>(0.38)</u>	<u>0.03</u>

The potential shares of ordinary shares that were excluded from the computation of diluted net loss per share attributable to ordinary shareholders for the periods presented because including them would have been anti-dilutive are as follows:

	Year Ended December 31,		
	2018	2019	2020
Convertible preferred shares	83,037,000	83,037,000	92,946,600
Warrants to convertible shares	—	—	312,600
Outstanding share options	8,472,000	9,154,800	—
Total	<u>91,509,000</u>	<u>92,191,800</u>	<u>93,259,200</u>

11. Related Party Transactions

The Company is party to a Commercial Letter with DHL International GmbH (“DHL International”), dated March 27, 2017 and amended on December 7, 2020, pursuant to which the Company has

Global-e Online Ltd.
NOTES TO CONSOLIDATED FINANCIAL STATEMENT

undertaken to use DHL International exclusively for the provision of express shipping services to our customers, subject to certain exclusions described therein, and DHL International has undertaken certain commitments relating to the prices under which its services are offered to the Company. The current term of the Commercial Letter ends on March 27, 2022 and shall renew automatically thereafter until terminated by either the Company or DHL International upon twelve (12) months' notice. In addition, the Company is party to a services agreement with DHL International (UK) Limited ("DHL UK"), dated May 21, 2019, under which DHL UK provides the Company with express shipping services relating to the purchase and sale of the Company's customers' products. The service agreement continues until terminated by either the Company or DHL UK in accordance with its terms. The consideration paid by the Company to DHL UK pursuant to the service agreement is contingent upon the extent of the shipping services provided. The Company entered similar arrangements with other DHL affiliated entities in the Netherlands, France and Spain. In connection with these arrangements, the Company recorded expenses included in Cost of revenue in the total amount of \$16,800, \$26,106 and \$53,861 to DHL affiliated entities in the years ended December 31, 2018, 2019 and 2020, respectively. As of December 31, 2019 and 2020, the balances of accounts payable and accrued expenses in regards to DHL and its affiliated entities were \$6,679 and \$17,178, respectively (including duties charged by DHL).

12. Fair Value Measurements

Financial instruments measured at fair value on a recurring basis include warrants to convertible preferred shares.

The following table presents information about the Company's financial instruments that are measured at fair value on a recurring basis:

	December 31, 2020			
	Fair value measurements using input type			
	Level 1	Level 2	Level 3	Total
Assets:				
Mutual Funds	\$1,200	\$ —	\$ —	\$ 1,200
Government debentures	—	1,359	—	1,359
Corporate debentures	—	14,312	—	14,312
Total financials assets	\$1,200	\$15,671	\$ —	\$16,871
Liabilities				
Warrant to convertible preferred shares			5,738	5,738
Total financials liabilities	\$ —	\$ —	\$5,738	\$ —

The warrants were classified as level 3 in the fair value hierarchy since some of the inputs used in the valuation (the share price) were determined based on management's assumptions.

The Company measures the warrants at fair value by applying the Option Pricing Method ("OPM") in each reporting period until they are exercised or expired, with changes in the fair value being recognized in the Company's statement of operations as financial income or expense, as appropriate. As of December 31, 2019, and 2020, the risk free rate used for the valuation of the warrants was 2.01% and 0.56% volatility used was 73.77% and 84.68% and the time to liquidation used was 3.75 and 3 years, respectively.

Global-e Online Ltd.
NOTES TO CONSOLIDATED FINANCIAL STATEMENT

The warrants to convertible preferred shares were issued in consideration for a credit line asset during 2018. In 2018 the Company waived the rights to using the credit line asset and therefore amortized the asset that year.

The change in the fair value of the preferred share warrants liability is summarized below:

	<u>Year Ended December 31,</u>		
	<u>2018</u>	<u>2019</u>	<u>2020</u>
Beginning of the year	—	210	215
Issuance of warrants	208	—	—
Change in fair value	2	5	5,523
End of year	<u>210</u>	<u>215</u>	<u>5,738</u>

13. Marketable Securities

At December 31, 2020 the Company held marketable securities classified as available-for-sale securities as follows:

	<u>December 31, 2020</u>			<u>Fair Value</u>
	<u>Amortized Cost</u>	<u>Gross Unrealized Gains</u>	<u>Gross Unrealized Losses</u>	
Mutual funds	\$ 1,200	—	—	\$ 1,200
Government debentures	\$ 1,360	\$ 6	\$ (7)	\$ 1,359
Corporate debentures	\$ 14,200	\$ 116	\$ (4)	\$ 14,312
	<u>\$ 16,760</u>	<u>\$ 122</u>	<u>\$ (11)</u>	<u>\$ 16,871</u>

14. Restatement of Previously Issued Consolidated Financial Statements

The Company has restated its previously issued consolidated financial statements as of the year ended December 31, 2020 to correct for an error with the underlying assumptions used in the valuation of the ordinary shares as of December 31, 2020, as part of the Company's IPO process. The corrections primarily related to the Company's valuation in connection with an IPO scenario, the timing of an IPO in such scenario and the probability of the IPO scenario.

The error resulted in an understatement of the share-based compensation expense for certain share option grants made in 2020 and the fair value of the warrants to convertible preferred shares. The impact of the errors on the previously reported December 31, 2020 consolidated balance sheet was an understatement of \$3,367 in the fair value of the warrants to convertible preferred shares. The impact of the errors on the previously reported December 31, 2020 consolidated statement of operations was an understatement of \$71, \$161 and \$378 in the research and development expenses, sales and marketing expenses and general and administrative expenses, respectively, as it relates to the share-based compensation and an understatement of \$3,367 in the financial expenses as it relates to the valuation of the warrants to convertible preferred shares.

Global-e Online Ltd.
NOTES TO CONSOLIDATED FINANCIAL STATEMENT

The effects of the restatement on the line items within the Company's Consolidated Balance Sheet as of December 31, 2020 are as follows:

	<u>December 31, 2020</u>		
	<u>As originally reported</u>	<u>Adjusted</u>	<u>As Restated</u>
Warrants liabilities to preferred shares	2,371	3,367	5,738
Total liabilities	89,885	3,367	93,252
Additional paid in capital	7,477	610	8,087
Accumulated deficit	<u>(48,731)</u>	<u>3,977</u>	<u>(52,708)</u>
Total shareholders' (deficit) equity	<u>(41,143)</u>	<u>3,367</u>	<u>(44,510)</u>

The effects of the restatement on the line items within the Company's Consolidated Statement of Operations for the year ended December 31, 2020 are as follows:

	<u>Year Ended December 31, 2020</u>		
	<u>As originally reported</u>	<u>Adjusted</u>	<u>As Restated</u>
Operating expenses:			
Research and development	15,329	71	15,400
Sales and marketing	9,677	161	9,838
General and administrative	9,444	378	9,822
Total operating expenses	<u>34,450</u>	<u>610</u>	<u>35,060</u>
Operating profit	9,023	(610)	8,413
Financial expenses, net	972	3,367	4,339
Profit before income taxes	<u>8,051</u>	<u>(3,977)</u>	<u>4,074</u>
Provision for income taxes	160	—	160
Net profit	<u>7,891</u>	<u>(3,977)</u>	<u>3,914</u>
Undistributed earnings attributable to participating securities	<u>6,430</u>	<u>(3,241)</u>	<u>3,189</u>
Net earnings (loss) attributable to ordinary shareholders	1,461	(736)	725
Net earnings (loss) per share attributable to ordinary shareholders, basic	<u>\$ 0.07</u>	<u>\$ (0.04)</u>	<u>\$ 0.03</u>
Net earnings (loss) per share attributable to ordinary shareholders, diluted	<u>\$ 0.05</u>	<u>\$ (0.02)</u>	<u>\$ 0.03</u>

Global-e Online Ltd.
NOTES TO CONSOLIDATED FINANCIAL STATEMENT

The effects of the restatement on the line items within the Company's Consolidated Statements of Comprehensive Income for the year ended December 31, 2020 are as follows:

	Year Ended December 31, 2020		
	As originally reported	Adjusted	As Restated
Net profit	\$ 7,891	(3,977)	\$ 3,914
Other comprehensive income:			
Unrealized gain on available-for-sale marketable securities, net	111	—	111
Other comprehensive income	111	—	111
Comprehensive income	<u>8,002</u>	<u>(3,977)</u>	<u>4,025</u>

The effects of the restatement on the line items within the Company's Consolidated Statements of Convertible Preferred Shares and Shareholders' Deficit for the year ended December 31, 2020 are as follows:

	December 31, 2020		
	As originally reported	Adjusted	As Restated
Additional paid in capital	7,477	610	8,087
Accumulated deficit	(48,731)	(3,977)	(52,708)
Total shareholders' (deficit) equity	<u>(41,143)</u>	<u>(3,367)</u>	<u>(44,510)</u>

Although there was no impact to net cash provided by operating activities, net cash used in investing activities or net cash used in financing activities, The effects of the restatement on the line items within the Company's Consolidated Statements of Cash Flows for the year ended December 31, 2020 are as follows:

	Year Ended December 31, 2020		
	As originally reported	Adjusted	As Restated
Net profit	7,891	(3,977)	3,914
Share-based compensation expense	3,346	610	3,956
Warrants liabilities to preferred shares	<u>2,371</u>	<u>3,367</u>	<u>5,738</u>

The impacts of the restatement to stock-based compensation expense and the fair value of the warrants to convertible preferred shares affect certain notes to the consolidated financial statements, and conforming changes have been made to Note 5b, Note 7, Note 10 and Note 12.

15. Subsequent Events

The Company has evaluated subsequent events from the balance sheet date through February 19, 2021, the date at which the original consolidated financial statements were available to be issued and April 13, 2021, the date at which the revised consolidated financial statements were available to be issued.

Global-e Online Ltd.
NOTES TO CONSOLIDATED FINANCIAL STATEMENT

On April 12, 2021, the Company entered into a Services and Partnership Agreement with Shopify to jointly cooperate in offering e-commerce cross-border solutions to Shopify merchants, pursuant to which the Company will be an exclusive third-party provider of an end-to-end cross-border solution that includes localization, merchant of record, duty and tax calculation and remittance, and shipping services for merchants in a single solution with permissions to access and integrate into the Shopify platform checkout. Shopify, however will be entitled to offer its own native, whitelabel, or branded partnership merchant of record solution to any merchants without limitation. Company will pay Shopify a percentage based fee on the total value of all sales for all transactions processed through the GLBE Shopify App. In exchange for the benefit of acquiring new merchant partners, the Company issued to Shopify warrants to purchase up to an aggregate amount of 19,604,239 of the Company's ordinary shares at a price of \$0.01 per share, of which 7,750,513 were vested and became exercisable upon the entry into the Services and Partnership Agreement and the remaining 11,853,726 ordinary shares vest monthly, in equal amounts over a 24-month period, commencing on the second monthly anniversary of the effective date of the Services and Partnership Agreement. The Company recognized on the effective date of the Services and Partnership Agreement an asset for 40% of the warrants as this portion of the warrants became fully vested on this date. The remaining unvested warrants will be recognized as an asset over the two year period during which the remaining warrants become vested. This asset represents the probable future economic benefit to be realized over the four-year expected benefit period and is valued based on the fair value of the warrants on the grant date. The Company expects that the total fair market value of the warrants will be approximately \$470 million as of the grant date. The Company valued the warrants at issuance using the Black-Scholes-Merton option pricing model with the following assumptions: underlying share value of \$24.00 (based on the expected midpoint of the IPO price), a dividend yield of zero, maturity of 10 years, volatility of 67.80% and a risk-free rate of 1.69%. The Company expects to record a total of approximately \$117.5 million on an annual basis over a period of four years as a result of the amortization of the assets resulted from the warrants granted to Shopify (approximately \$83 million for the year ended December 31, 2021, approximately \$117.5 million for each of the years ended December 31, 2022, 2023 and 2024, and approximately \$34.5 million for the year ended December 31, 2025). The amortization will be included within the sales and marketing expenses.

The Services and Partnership Agreement has an initial three-year term ending in April 2024, which automatically renews for additional and successive one-year terms unless either party provides the other party with written notice of election to terminate the agreement at least 180 days prior to the end of any such term.

The pro forma financial data gives effect to the entry into the Services and Partnership Agreement and the related issuance of warrants as if each had occurred on December 31, 2020.

The Company will include in its basic earnings per share the vested portion of the warrants as those warrants are considered shares issuable for nominal cash consideration, as required in ASC 260-10-45-13.

Global-E Online LTD.
INTERIM CONSOLIDATED BALANCE SHEETS
(in thousands, except share and per share data)

	<u>As of December 31, 2020</u>	<u>As of June 30, 2021 (Unaudited)</u>
Assets		
Current assets:		
Cash and cash equivalents	68,637	391,008
Short-term deposits	6,457	78,370
Accounts receivable, net	3,594	4,167
Prepaid expenses and other current assets	23,047	28,651
Marketable securities	16,871	18,550
Funds receivable, including cash in banks	34,492	30,992
Total current assets	<u>153,098</u>	<u>551,738</u>
Property and equipment, net	717	849
Operating lease right-of-use assets	4,160	3,570
Long term deposits	2,223	2,272
Deferred contract acquisition costs, noncurrent	729	1,001
Other assets, noncurrent	368	191
Commercial asset agreement	—	184,234
Total long-term assets	<u>8,197</u>	<u>192,117</u>
Total assets	<u>161,295</u>	<u>743,855</u>
Liabilities, Convertible Preferred Shares and Shareholders' (Deficit) Equity		
Current liabilities:		
Accounts payable (including related party payables of \$14,058 and \$11,712 as of December 31, 2020 and June 30, 2021, respectively)	19,057	19,051
Accrued expenses and other current liabilities (including related party payables of \$3,120 and \$2,721 as of December 31, 2020 and June 30, 2021, respectively)	29,432	25,026
Funds payable to Customers	34,492	30,992
Short term operating lease liabilities	915	909
Total current liabilities	<u>83,896</u>	<u>75,978</u>
Long-term liabilities:		
Deferred tax liabilities, net	105	124
Warrants liabilities to preferred shares	5,738	—
Long term operating lease liabilities	3,513	2,891
Total liabilities	<u>93,252</u>	<u>78,993</u>
Commitments and contingencies		
Convertible preferred shares, with no par value, 162,875 shares authorized as of December 31, 2020, 162,101 issued and outstanding as of December 31, 2020; aggregate liquidation preference of \$113,276 as of December 31, 2020	112,553	—
Shareholders' deficit:		
Ordinary shares, with no par value, 5,902,275,000 and 300,000,000 shares authorized as of December 31, 2020 and June 30, 2021, respectively; 21,761,400 and 145,641,073, shares issued and outstanding as of December 31, 2020 and June 30, 2021, respectively;	—	—
Additional paid-in capital	8,087	741,594
Accumulated comprehensive income (loss)	111	(51)
Accumulated deficit	(52,708)	(76,681)
Total shareholders' (deficit) equity	<u>(44,510)</u>	<u>664,862</u>
Total liabilities, convertible preferred shares and shareholders' (deficit) equity	<u>161,295</u>	<u>743,855</u>

The accompanying notes are an integral part of these consolidated financial statements.

Global-E Online LTD.
INTERIM CONSOLIDATED STATEMENTS OF OPERATIONS
(in thousands, except share and per share data)

	Six Months Ended June 30,	
	2020	2021
	(Unaudited)	(Unaudited)
Revenue	49,476	103,438
Cost of revenue (including related party costs of \$19,307 and \$38,839 for the six months ended June 30, 2020 and 2021, respectively)	34,029	67,471
Gross profit	15,447	35,967
Operating expenses:		
Research and development	6,821	11,182
Sales and marketing	3,776	33,117
General and administrative	3,960	7,051
Total operating expenses	14,557	51,350
Operating profit (loss)	890	(15,383)
Financial expenses, net	2,549	8,129
Profit (loss) before income taxes	(1,659)	(23,512)
Provision for income taxes	9	461
Net profit (loss)	(1,668)	(23,973)
Net earnings (loss) per share attributable to ordinary shareholders, basic and diluted	(0.08)	(0.44)
Weighted-average shares used in computing net loss per share attributable to ordinary shareholders, basic and diluted	20,686,427	54,750,595

Global-E Online LTD.
INTERIM CONSOLIDATED STATEMENTS OF COMPREHENSIVE INCOME
(in thousands)

	Six Months Ended June 30,	
	2020 <u>(Unaudited)</u>	2021 <u>(Unaudited)</u>
Net profit (loss)	(1,668)	(23,973)
Other comprehensive income:		
Unrealized gain (loss) on available-for-sale marketable securities, net	—	(162)
Other comprehensive income (loss)	—	(162)
Comprehensive income (loss)	<u>(1,668)</u>	<u>(24,135)</u>

The accompanying notes are an integral part of these consolidated financial statements.

Global-E Online LTD.

INTERIM CONSOLIDATED STATEMENTS OF CONVERTIBLE PREFERRED SHARES AND SHAREHOLDERS' EQUITY (DEFICIT)
(in thousands, except share data)

	Convertible Preferred Shares		Ordinary Shares		Additional Paid-in Capital	Accumulated Other Comprehensive Income (Loss)	Accumulated Deficit	Total Shareholders' Deficit
	Shares	Amount	Shares	Amount				
Balance as of December 31, 2019	138,395	53,732	19,720,800	—	3,592	—	(56,622)	(53,030)
Issuance of Series E convertible preferred shares, net of issuance costs of \$473	23,706	58,821						
Issuance of ordinary shares upon exercise of share options			1,759,800	—	440			440
Share-based compensation expense					1,686			1,686
Net Loss							(1,668)	(1,668)
Balance as of June 30, 2020	162,101	112,553	21,480,600	—	5,718	—	(58,290)	(52,572)
Balance as of December 31, 2020	162,101	112,553	21,761,400		8,087	111	(52,708)	(44,510)
Unrealized gain on available-for-sale marketable securities, net						(162)		(162)
Issuance of ordinary shares upon exercise of share options			166,950		173			173
Share-based compensation expense					2,618			2,618
Issuance of warrants to ordinary shares					209,719			209,719
Exercise of warrants to Ordinary shares			9,202,123		12,100			12,100
Conversion of preferred shares to Ordinary shares	(162,101)	(112,553)	97,260,600		112,553			112,553
Issuance of Ordinary shares in IPO, net			17,250,000		396,344			396,344
Net Loss							(23,973)	(23,973)
Balance as of June 30, 2021	—	—	145,641,073		741,594	(51)	(76,681)	664,862

The accompanying notes are an integral part of these consolidated financial statements.

Global-E Online LTD.
INTERIM CONSOLIDATED STATEMENTS OF CASH FLOWS
(in thousands)

	Six Months Ended June 30,	
	2020	2021
Cash flows from operating activities:		
Net profit (loss)	(1,668)	(23,973)
Adjustments to reconcile net profit (loss) to net cash provided by operating activities:		
Depreciation and amortization	109	131
Share-based compensation expense	1,686	2,618
Remeasurement of warrants liabilities to preferred shares	2,261	5,872
Amortization of commercial agreement asset	—	25,486
Changes in operating assets and liabilities:		
Increase in accounts receivable.	(227)	(573)
Increase in prepaid expenses and other assets	(3,201)	(5,432)
Increase in funds receivable	(2,359)	(9,520)
Decrease in funds payable to customers	(2,841)	(3,500)
Increase (decrease) in operating lease ROU assets	(3,200)	590
Decrease in deferred contract acquisition costs	(181)	(374)
Increase (decrease) in accounts payable	351	(6)
Decrease (increase) in accrued expenses and other liabilities	3,088	(4,406)
Increase in deferred tax liabilities	—	19
Decrease (increase) in operating lease liabilities	3,020	(628)
Net cash used in operating activities	<u>(3,162)</u>	<u>(13,696)</u>
Cash flows from investing activities:		
Investment in short-term marketable securities	—	(2,154)
Proceeds from marketable securities	—	257
Purchases of short-term deposits	(52)	(71,913)
Purchases of long-term deposits	(198)	49
Purchases of property and equipment	(209)	(263)
Net cash used in investing activities	<u>(459)</u>	<u>(74,122)</u>
Cash flows from financing activities:		
Proceeds from issuance of Ordinary shares in IPO, net if issuance costs	—	396,983
Proceeds from exercise of share options	440	173
Issuance of convertible preferred shares, net of issuance costs	58,821	—
Net cash provided by financing activities	<u>59,261</u>	<u>397,156</u>
Net increase in cash, cash equivalents, and restricted cash	55,640	309,338
Cash and cash equivalents and restricted cash—beginning of period	20,369	85,033
Cash and cash equivalents and restricted cash—end of period	<u>76,009</u>	<u>394,371</u>
Reconciliation of cash, cash equivalents, and restricted cash within the Consolidated Balance Sheets to the amounts shown in the Consolidated Statements of Cash Flows:		
Cash and cash equivalents	65,833	391,008
Cash and cash equivalents included in funds receivable	9,937	3,172
Restricted cash included in other assets	189	191
Cash and cash equivalents and restricted cash—end of period	<u>76,009</u>	<u>394,371</u>

The accompanying notes are an integral part of these consolidated financial statements.

Global-e Online Ltd.
NOTES TO INTERIM CONSOLIDATED FINANCIAL STATEMENTS

1. Organization and Description of Business

Global-E Online Ltd. was incorporated on February 21, 2013 under the laws of the state of Israel and commenced operations at that time.

The company and its subsidiaries (together, "Global-E", the "Company") offer a leading platform to enable and accelerate global, direct-to-consumer ("D2C") cross-border e-commerce. The platform was purpose-built for international shoppers to buy seamlessly online and for merchants to sell from, and to, anywhere in the world. The Company's platform localizes the shopper experience in effort to make international transactions as seamless as domestic ones. The platform increases the conversion of international traffic into sales by removing much of the complexity associated with international e-commerce. The platform provides an integrated solution that creates a localized and frictionless shopper experience and is simple to manage, flexible to adjust and smart in its local market insights and best practices. The vast capabilities of the Company's end-to-end platform include interaction with shoppers in their native languages, market-adjusted pricing, payment options tailored to local market preferences, compliance with local consumer regulations and requirements such as customs duties and taxes, shipping services, after-sales support and returns management. These elements are unified under the Global-e platform to enhance the shopper experience and enable merchants to capture the cross-border opportunity.

2. Summary of Significant Accounting Policies

Basis of Presentation

The accompanying consolidated financial statements have been prepared in accordance with accounting principles generally accepted in the United States of America ("GAAP") and include the accounts of Global-E Online Ltd. and its wholly owned subsidiaries. All intercompany balances and transactions have been eliminated in consolidation.

Use of Estimates

The preparation of consolidated financial statements in conformity with GAAP requires management to make estimates and assumptions that affect the reported amounts of assets and liabilities and disclosure of contingent assets and liabilities at the date of the consolidated financial statements and the reported amounts of revenue and expenses during the reporting periods and accompanying notes. Significant items subject to such estimates and assumptions include, but are not limited to, the estimated customer life on deferred contract acquisition costs, the allowance for doubtful accounts, the fair value of financial assets and liabilities; the useful lives of acquired intangible assets and property and equipment, share-based compensation including the determination of the fair value of the Company's ordinary and preferred shares, and the valuation of deferred tax assets and uncertain tax positions. The Company bases these estimates on historical and anticipated results, trends and various other assumptions that it believes are reasonable under the circumstances, including assumptions as to future events. Actual results could differ from those estimates.

Significant Accounting Policies

The Company's significant accounting policies are discussed in Note 2, *Summary of Significant Accounting Policies*, in the Company's Annual Report on Form F-1 for the year ended December 31, 2020. There have been no significant changes to these policies during the six months ended June 30, 2021, except as noted below.

Global-e Online Ltd.
NOTES TO INTERIM CONSOLIDATED FINANCIAL STATEMENTS

Recently Adopted Accounting Pronouncements

As an “emerging growth company,” the Jumpstart Our Business Startups Act (“JOBS Act”) allows the Company to delay adoption of new or revised accounting pronouncements applicable to public companies until such pronouncements are made applicable to private companies. The Company has elected to use this extended transition period under the JOBS Act. The adoption dates discussed below reflect this election.

Recently issued accounting standards, not yet adopted by the Company

In June 2016, the FASB issued ASU No. 2016-13, Financial Instruments – Credit Losses (Topic 326): Measurement of Credit Losses on Financial Instruments, which replaces the existing incurred loss impairment model with an expected credit loss model and requires a financial asset measured at amortized cost to be presented at the net amount expected to be collected. The guidance will be effective for the Company beginning January 1, 2023, and interim periods therein. Early adoption is permitted. The Company is currently evaluating the effect that ASU 2016-13 will have on its consolidated financial statements and related disclosures.

In August 2018, the FASB issued ASU No. 2018-15, Intangibles-Goodwill and Other-Internal-Use Software (Subtopic 350-40): Customer’s Accounting for Implementation Costs Incurred in a Cloud Computing Arrangement That Is a Service Contract, which aligns the requirements for capitalizing implementation costs incurred in a hosting arrangement that is a service contract with the requirements for capitalizing implementation costs incurred to develop or obtain internal-use software. The new standard requires capitalized costs to be amortized on a straight-line basis generally over the term of the arrangement, and the financial statement presentation for these capitalized costs would be the same as that of the fees related to the hosting arrangements. The guidance will be effective for the Company beginning January 1, 2021, and interim periods in fiscal years beginning January 1, 2022. Early adoption is permitted. The Company is currently evaluating the effect that ASU 2018-15 will have on its consolidated financial statements and related disclosures.

In December 2019, the FASB issued ASU No. 2019-12, Income Taxes (Topic 740): Simplifying the Accounting for Income Taxes, which simplifies the accounting for income taxes by removing a variety of exceptions within the framework of ASC 740. These exceptions include the exception to the incremental approach for intraperiod tax allocation in the event of a loss from continuing operations and income or a gain from other items (such as other comprehensive income), and the exception to using general methodology for the interim period tax accounting for year-to-date losses that exceed anticipated losses. The guidance will be effective for the Company beginning January 1, 2022, and interim periods in fiscal years beginning January 1, 2023. Early adoption is permitted. The Company is currently evaluating the effect that ASU 2019-12 will have on its consolidated financial statements and related disclosures.

Global-e Online Ltd.
NOTES TO INTERIM CONSOLIDATED FINANCIAL STATEMENTS

3. Revenue Recognition**Disaggregation of Revenue**

The following table summarizes revenue by category:

	Six Months Ended June 30,			
	2020		2021	
	Amount	Percentage of Revenue	Amount	Percentage of Revenue
	(in thousands, except percentages)			
Service fees	17,299	35%	38,202	37%
Fulfillment services	32,177	65%	65,236	63%
Total revenue	<u>\$49,476</u>	<u>100%</u>	<u>\$103,438</u>	<u>100%</u>

The Company's revenues from service fees provided on a standalone basis were \$714 and \$2,141 for the six months ended June 30, 2020 and 2021, respectively.

The following table summarizes revenue by merchant outbound region:

	Six Months Ended June 30,			
	2020		2021	
	Amount	Percentage of Revenue	Amount	Percentage of Revenue
	(in thousands, except percentages)			
United Kingdom	31,260	63%	49,250	48%
United States	10,919	22%	29,845	29%
European Union	6,899	14%	23,581	23%
Israel	398	1%	494	0%
Other	—	—	268	0%
Total revenue	<u>\$49,476</u>	<u>100%</u>	<u>\$103,438</u>	<u>100%</u>

In the six months ended June 30, 2020 and 2021, the revenue generated by the Company's largest customer was \$10,236 and \$16,394, respectively. As of December 31, 2020, and June 30, 2021, the net amount due to the Company's largest customer was \$8,264 and \$10,897, respectively.

Cost to Obtain a Contract

The Company capitalizes sales commissions paid to sales personnel that are incremental to the acquisition of customer contracts. These costs are recorded as deferred contract acquisition costs on the consolidated balance sheets. The Company determines whether costs should be deferred based on its sales compensation plans and if the commissions are incremental and would not have occurred absent the customer contract.

Sales commissions paid upon the initial acquisition of a customer contract for sales personnel are amortized over an estimated period of benefit of five years. The Company determines the period of benefit for sales commissions paid for the acquisition of the initial customer contract by taking into consideration the estimated technological life of the Company's solution and other factors.

Global-e Online Ltd.
NOTES TO INTERIM CONSOLIDATED FINANCIAL STATEMENTS

Amortization of sales commissions are consistent with each performance obligation and are included in sales and marketing expense in the consolidated statements of operations. The Company has applied the practical expedient in ASC 606 to expense costs as incurred for costs to obtain a contract with a customer when the amortization period would have been one year or less.

The Company periodically reviews these deferred contract acquisition costs to determine whether events or changes in circumstances have occurred that could impact the period of benefit. There were no impairment losses recorded during the periods presented.

The following table represents a rollforward of deferred contract acquisition costs:

	Year Ended December 31, 2020	Six Months Ended June 30, 2021
	(in thousands)	
Beginning balance	\$ 563	\$ 987
Additions to deferred contract acquisition costs	618	533
Amortization of deferred contract acquisition costs	(194)	(154)
Ending balance	\$ 987	\$ 1,366
Deferred contract acquisition costs (to be recognized in next 12 months included in other current assets)	\$ 264	\$ 365
Deferred contract acquisition costs, noncurrent	723	1,001
Total deferred contract acquisition costs	<u>\$ 987</u>	<u>\$ 1,366</u>

4. Consolidated Balance Sheet Components

Property and Equipment, Net

Property and equipment, net consisted of the following:

	December 31, 2020	June 30, 2021
	(in thousands)	
Computer and software	\$ 998	\$ 1,217
Furniture and office equipment	162	176
Leasehold improvements	263	289
Property and equipment, gross	1,423	1,682
Less: accumulated depreciation and amortization	(706)	(833)
Property and equipment, net	<u>\$ 717</u>	<u>\$ 849</u>

Depreciation and amortization expense were \$234 and \$131 for the period ended December 31, 2020 and June 30, 2021, respectively. During the six months ended June 30, 2021, the Company wrote-off \$4 of fully depreciated assets.

Global-e Online Ltd.
NOTES TO INTERIM CONSOLIDATED FINANCIAL STATEMENTS

Accrued Expenses and Other Current Liabilities

Accrued expenses and other current liabilities consisted of the following:

	<u>December 31,</u> <u>2020</u>	<u>June 30,</u> <u>2020</u>
	(in thousands)	
Accrued Expenses	\$ 3,769	\$ 8,430
Accrued indirect taxes and related liabilities	15,301	7,753
Accrued compensation and benefits	4,589	4,078
Advancements from customers	4,417	3,212
Other current liabilities	1,356	1,553
Accrued expenses and other current liabilities	<u>\$ 29,432</u>	<u>\$25,026</u>

Commercial asset agreement

During the six months ended June 30, 2021, the Company recognized an asset in connection with a commercial agreement with Shopify Inc., in which the Company granted warrants in exchange for the benefit of being the exclusive third-party provider of an end-to-end cross-border solution. The asset represents the probable future economic benefit to be realized over the four-year expected benefit period and its value represents the fair value of the warrants on the grant date. The Company recognized an asset of \$209.7 million associated with the fair value of the vested warrants according to the vesting schedule. For the six months ended June 30, 2021, the Company recorded amortization expense related to the commercial agreement asset of \$25.5 million in our consolidated statements of operations and comprehensive loss as a component of sales and marketing expense.

5. Shareholders' Equity

a. General:

The ordinary shares entitle their holders to receive notice to participate and vote in general meetings of the Company, the right to share in distributions upon liquidation of the Company, and to receive dividends, if declared.

On March 21, 2021, the Company's shareholders approved the change of share capital from NIS 0.01 par value to no par-value.

On March 21, 2021, the Company's shareholders approved a share split of the Company's ordinary shares at a ratio of 1-to 600. As a result of the share split, (i) every one authorized, issued and outstanding ordinary share was increased to six hundred (600) of shares authorized, issued and outstanding ordinary shares, (ii) the number of ordinary shares into which each outstanding option to purchase an ordinary share is exercisable was proportionally increased on a 1-to 600 basis, (iii) all share prices and exercise prices were proportionally decreased. All of the share numbers, share prices, and exercise prices have been adjusted within these consolidated financial statements, on a retroactive basis, to reflect this 1-to 600 shares split, and (iv) the conversion ratio for the convertible preferred shares to ordinary shares was updated on a 1-to 600 basis.

All references to ordinary and convertible preferred shares amounts and per share amounts have been retroactively restated to reflect the change in par value as if it had taken place as of the beginning of the earliest period presented.

Global-e Online Ltd.
NOTES TO INTERIM CONSOLIDATED FINANCIAL STATEMENTS

b. Share options plans:

In 2013, the Company adopted the Global-e Online Ltd. 2013 Share Incentive Plan ("2013 Plan"), under which the Company may grant various forms of equity incentive compensation at the discretion of the board of directors, including share options. The 2013 Plan provides for the grant of equity-based incentive awards to our employees, directors, office holders, service providers and consultants.

The Company no longer grants any awards under the 2013 Plan as it was superseded by the 2021 Plan, although previously granted awards remain outstanding. Ordinary shares subject to outstanding options granted under the 2021 Plan that expire or become unexercisable without having been exercised in full will become available again for future grant under the 2021 Plan.

The maximum number ordinary shares available for issuance under the 2021 Plan is equal to the sum of (i) 13,500,000 shares, (ii) any shares subject to awards under the 2013 Plan which have expired, or were cancelled, terminated, forfeited or settled in cash in lieu of issuance of shares or became unexercisable without having been exercised, and (iii) an annual increase on the first day of each year beginning in 2022 and on January 1st of each calendar year thereafter during the term of the Plan, equal to five percent (5%) of the outstanding ordinary shares of the Company on the last day of the immediately preceding calendar year. No more than 13,500,000 ordinary shares may be issued upon the exercise of incentive stock options, or ISOs.

A summary of share option activity under the Company's equity incentive plan and related information is as follows:

	Options Outstanding			Aggregate Intrinsic Value
	Outstanding Share Options	Weighted- Average Exercise Price	Weighted- Average Remaining Contractual Life (Years)	
	(in thousands, except share, life and per share data)			
Balance as of December 31, 2020	12,522,600	\$ 2.04	7.83	\$ 56,084.01
Granted	—			
Vested	(166,950)	\$ 1.03		\$ 9,356.86
Forfeited	(243,450)	\$ 2.07		
Balance as of June 30, 2021	<u>12,112,200</u>	\$ 2.05	7.32	\$667,017.62
Exercisable as of June 30, 2021	<u>6,753,151</u>	\$ 1.20	6.24	\$377,334.47

As of June 30, 2021, unrecognized share-based compensation cost related to unvested share options was \$13,028, which is expected to be recognized over a weighted-average period 2.66 years.

A summary of RSU activity for the six months ended June 30, 2021 is as follows:

	Number of shares	Weighted average grant date fair value per share
Unvested as of December 31, 2020	—	—
Granted	175,254	58.20
Exercised	—	—
Forfeited	—	—
Balance as of June 30, 2021	<u>175,254</u>	<u>58.20</u>
Exercisable as of June 30, 2021	<u>—</u>	<u>—</u>

Global-e Online Ltd.
NOTES TO INTERIM CONSOLIDATED FINANCIAL STATEMENTS

As of June 30, 2021, unrecognized share-based compensation cost related to unvested restricted share units was \$9,723, which is expected to be recognized over a weighted-average period 2.78 years.

The share-based compensation expense by line item in the accompanying consolidated statements of operations is summarized as follows:

	Six Months Ended June 30,	
	2020	2021
Cost of revenue	\$ 4	\$ 39
Research and development	205	444
Sales and marketing	117	444
General and administrative	1,360	1,691
Total share-based compensation expense	\$ 1,686	\$ 2,618

6. Net Earnings (Loss) Per Share Attributable to Ordinary Shareholders

The following table sets forth the computation of basic and diluted net loss per share attributable to ordinary shareholders for the periods presented:

	Six Months Ended June 30,	
	2020	2021
(in thousands, except share and per share data)		
Basic net profit (loss) per share		
Numerator:		
Net loss attributable to Ordinary shareholders	(1,668)	(23,973)
Denominator:		
Weighted-average shares used in computing net loss per share attributable to		
Ordinary shareholders, basic and diluted	20,686,427	54,750,595
Basic net profit (loss) per share attributable to Ordinary shareholders	(0.08)	(0.44)

The potential shares of ordinary shares that were excluded from the computation of diluted net loss per share attributable to ordinary shareholders for the periods presented because including them would have been anti-dilutive are as follows:

	Six Months Ended June 30,	
	2020	2021
Convertible preferred shares	88,585,767	72,005,085
Warrants to convertible shares	173,509	343,810
Warrants to Ordinary shares	—	2,229,617
Outstanding restricted stock units	—	218
Outstanding share options	4,927,557	11,340,097
Total	93,686,833	85,918,827

Global-e Online Ltd.
NOTES TO INTERIM CONSOLIDATED FINANCIAL STATEMENTS

7. Related Party Transactions

The Company is party to a Commercial Letter with DHL International GmbH ("DHL International"), dated March 27, 2017 and amended on December 7, 2020, pursuant to which the Company has undertaken to use DHL International exclusively for the provision of express shipping services to our customers, subject to certain exclusions described therein, and DHL International has undertaken certain commitments relating to the prices under which its services are offered to the Company. The current term of the Commercial Letter ends on March 27, 2022 and shall renew automatically thereafter until terminated by either the Company or DHL International upon twelve (12) months' notice. In addition, the Company is party to a services agreement with DHL International (UK) Limited ("DHL UK"), dated May 21, 2019, under which DHL UK provides the Company with express shipping services relating to the purchase and sale of the Company's customers' products. The service agreement continues until terminated by either the Company or DHL UK in accordance with its terms. The consideration paid by the Company to DHL UK pursuant to the service agreement is contingent upon the extent of the shipping services provided. The Company entered similar arrangements with other DHL affiliated entities in the Netherlands, France and Spain. In connection with these arrangements, the Company recorded expenses included in Cost of revenue in the total amount of \$19,307 and \$38,839 to DHL affiliated entities in the six months ended June 30, 2020 and 2021, respectively. As of December 31, 2020 and June 30, 2021, the balances of accounts payable and accrued expenses in regards to DHL and its affiliated entities were \$17,178 and \$14,433, respectively (including duties charged by DHL).

8. Fair Value Measurements

Financial instruments measured at fair value on a recurring basis include warrants to convertible preferred shares.

The following tables present information about the Company's financial instruments that are measured at fair value on a recurring basis:

	June 30, 2021			
	Fair value measurements using input type			
	Level 1	Level 2	Level 3	Total
Assets:				
Mutual Funds	\$ 943	\$ —	\$ —	\$ 943
Government debentures	—	1,898	—	1,898
Corporate debentures	—	15,709	—	15,709
Total financial assets	<u>\$ 943</u>	<u>\$17,607</u>	<u>\$ —</u>	<u>\$ 18,550</u>

On May 14, 2021 the warrants liabilities to preferred shares were remeasured to an amount of \$11,610 and allocated to equity upon exercise of the warrants.

During the six months ended June 30, 2020 and 2021, and as a result of the warrants remeasurement, the Company recognized financial expenses of \$2,261 and \$5,872, respectively.

Global-e Online Ltd.
NOTES TO INTERIM CONSOLIDATED FINANCIAL STATEMENTS

	December 31, 2020			
	Fair value measurements using input type			
	Level 1	Level 2	Level 3	Total
Assets:				
Mutual Funds	\$1,200	\$ —	\$ —	\$ 1,200
Government debentures	—	1,359	—	1,359
Corporate debentures	—	14,312	—	14,312
Total financials assets	\$1,200	\$15,671	\$ —	\$16,871
Liabilities				
Warrant to convertible preferred shares	—	—	5,738	5,738
Total financials liabilities	\$ —	\$ —	\$5,738	\$ —

9. Marketable Securities

At June 30, 2021 the Company held marketable securities classified as available-for-sale securities as follows:

	June 30, 2021			
	Amortized Cost	Gross Unrealized Gains	Gross Unrealized Losses	Fair Value
Mutual funds	\$ 943	—	—	\$ 943
Government debentures	\$ 1,894	\$ 21	\$ (18)	\$ 1,897
Corporate debentures	\$ 15,764	\$ 67	\$ (121)	\$15,710
	<u>\$ 18,601</u>	<u>\$ 88</u>	<u>\$ (139)</u>	<u>\$18,550</u>

At December 31, 2020 the Company held marketable securities classified as available-for-sale securities as follows:

	December 31, 2020			
	Amortized Cost	Gross Unrealized Gains	Gross Unrealized Losses	Fair Value
Mutual funds	\$ 1,200	—	—	\$ 1,200
Government debentures	\$ 1,360	6	\$ (7)	\$ 1,359
Corporate debentures	\$ 14,200	\$ 116	\$ (4)	\$14,312
	<u>\$ 16,760</u>	<u>\$ 122</u>	<u>\$ (11)</u>	<u>\$16,871</u>

Based on the available evidence, the Company concluded that the gross unrealized losses on the marketable securities as of June 30, 2021 and December 31, 2020 are temporary in nature.



12,000,000 Ordinary Shares

September 9, 2021

Prospectus

Goldman Sachs & Co. LLC

Morgan Stanley

Jefferies

BofA Securities

Piper Sandler

JMP Securities

KeyBanc Capital Markets

Needham & Company

Raymond James
